



2025 GAME NOTES

FOUR-TIME VBL CHAMPIONS | SIX VBL CHAMPIONSHIP APPEARANCES



CONTACT: NATHAN SCHWARTZ | E: NATHANSCHWARTZ@TOMSOX.ORG | C: (301) 980-5319

2025 SCHEDULE

OVERALL

0-0

HOME
ROAD
STREAK

0-0
0-0
-

Sat	5/31	HARRISONBURG	4 p.m.
Sun	6/1	WOODSTOCK	1 p.m.
Tue	6/3	at Waynesboro	7 p.m.
Wed	6/4	FRONT ROYAL	7 p.m.
Thu	6/5	at Covington	6:30 p.m.
Fri	6/6	STAUNTON	7 p.m.
Sat	6/7	WAYNESBORO	4 p.m.
Sun	6/8	at Winchester	7 p.m.
Tue	6/10	CULPEPER	7 p.m.
Wed	6/11	at Staunton	7:30 p.m.
Thu	6/12	STRASBURG	7 p.m.
Fri	6/13	at Culpeper	7 p.m.
Sat	6/14	COVINGTON	4 p.m.
Sun	6/15	at Purcellville	7 p.m.
Tue	6/17	at Strasburg	7 p.m.
Thu	6/19	HARRISONBURG	7 p.m.
Fri	6/20	at Waynesboro	7 p.m.
Sat	6/21	at Culpeper	7 p.m.
Sun	6/22	NEW MARKET	1 p.m.
Mon	6/23	at Culpeper	7 p.m.
Tue	6/24	STAUNTON	7 p.m.
Wed	6/25	at Covington	6:30 p.m.
Thu	6/26	at Woodstock	7 p.m.
Fri	6/27	WAYNESBORO	7 p.m.
Sat	6/28	at Staunton	7:30 p.m.
Sun	6/29	PURCELLVILLE	1 p.m.
Tue	7/1	at Harrisonburg	7 p.m.
Wed	7/2	at Covington	6:30 p.m.
Thu	7/3	STAUNTON	7 p.m.
Sat	7/5	HARRISONBURG	4 p.m.
Sun	7/6	WINCHESTER	1 p.m.
Tue	7/8	at Waynesboro	7 p.m.
Wed	7/9	CULPEPER	7 p.m.
Thu	7/10	at Front Royal	7 p.m.
Fri	7/11	COVINGTON	7 p.m.
Sat	7/12	at Harrisonburg	7 p.m.
Wed	7/16	at New Market	7:30 p.m.
Thu	7/17	CULPEPER	7 p.m.
Fri	7/18	COVINGTON	7 p.m.
Sat	7/19	at Harrisonburg	7 p.m.
Sun	7/20	WAYNESBORO	1 p.m.
Mon	7/21	at Staunton	7:30 p.m.

All times Eastern & subject to change.
Home games indicated in **CAPS & BOLD**.

GAME 1 | SATURDAY, MAY 31 | 4:00 PM | vs. HARRISONBURG | CHO AIRPORT FIELD

WATCH: FACEBOOK & YOUTUBE LIVE | LISTEN: VBL AUDIO

Commentators: Luke Stefanisko & Jeremy Rose



HARRISONBURG TURKS

1-0

Head Coach: Bob Wease
592-393 (22nd season)

PROBABLE STARTER
TBA

CHARLOTTESVILLE TOM SOX

0-0

Head Coach: Randy Tomlin
30-15 (2nd season)



PROBABLE STARTER
RHP BRADLEY LINK

SERIES HISTORY

ALL-TIME: CHARLOTTESVILLE LEADS 30-29 | STREAK: W1 | LAST MEETING: W, 9-3 (7/13/24)
IN HARRISONBURG: 11-18 | IN CHARLOTTESVILLE: 19-11 | POSTSEASON: 0-2 | LAST 10: 3-7

BACK IN BUSINESS

- The Charlottesville Tom Sox begin their 2025 season with a Saturday afternoon battle against the Harrisonburg Turks
- The season opener comes a day later than expected after Friday's game against Culpeper was rained out
- That game will be made up on Monday, June 23, at 7 p.m. at Culpeper County High School
- It is just the fourth time in ten seasons that the 'Sox open the season at home
- The Tom Sox are 2-7 all-time in season openers, including a three-game losing streak
- The two wins came in 2017 and 2021 against Covington

10TH SEASON OF TOM SOX BASEBALL

- 2025 marks the tenth season of Charlottesville Tom Sox baseball
- Since 2015, the team's inaugural season, the 'Sox have won four Valley League Championships, appeared in the championship series six times, and been a step in over 30 professional player's journeys
- Over the last decade, the Tom Sox have won 253 games, and have a winning percentage of .604

RETURNING 'SOX

- The Tom Sox are excited to welcome back three players from last year's Valley League title team back to CHO Airport Field at Charlottesville High School

- James Nunnallee (Virginia), Kaegan Costa (Paul D Camp CC), and Trevor Booton (Auburn) were all on last year's team at some point, and are on this year's Opening Day roster

COAST TO COAST

- The Opening Day roster for the Tom Sox features 26 players from Division I and three Junior College players across 15 conferences in college baseball
- The highest represented conference is the ACC with six active players
- The 'Sox are from eight states across the country (Florida, Georgia, Illinois, Kentucky, Maryland, North Carolina, Pennsylvania, Virginia), with Virginia being the most represented (14 players)

A JAM-PACKED SCHEDULE

- The Valley Baseball League and Charlottesville Tom Sox have announced exciting changes for the 2025 schedule
- Inter-division play returns this season as part of the 42-game slate, with every team playing each team in their own division six times (three home and three road), and every team in the other division twice (one home and one road)
- New game times are coming to CHO Airport Field at Charlottesville High School this year, with Saturday home games beginning at 4 p.m., and Sunday home games

PROJECTED LINEUP

Pos.	#	Name	School	B/T	Avg.	R	H	RBI	BB	OPS	SB-ATT	Of Note
CF	14	Kyle Langley	James Madison	L/L	.247	32	45	23	26	.682	16-18	11 multi-hit games
2B	19	Hudson Lutterman	Virginia Tech	R/R	.208	21	25	22	11	.683	1-1	3 RBI vs. North Carolina & NC State
SS	3	Adonys Velez	FIU	R/R	.118	7	6	5	4	.378	1-1	Three-hit game vs. FGCU
3B	10	Patrick Niehus	Gardner-Webb	R/R	-	-	-	-	-	-	-	Did not appear this spring
DH	18	Jackson Sirois	Virginia	R/R	.227	4	5	4	4	.779	0-0	First collegiate hit was a 2-R HR
1B	15	Tanner Schaedel	Old Dominion	R/R	.113	10	7	7	13	.524	0-0	First collegiate hit was a 2-R HR
RF	21	Jett Bristow	Virginia	R/R	-	-	-	-	-	-	-	Rising freshman at Virginia
C	1	Jesus Cesari	SEARK	R/R	.367	17	18	10	9	.969	3-3	Hit five doubles this spring
LF	24	Elijah Coston	VCU	L/L	.143	0	1	0	0	.286	0-0	Two-way player at VCU

1st Base Coach: Joey Davis | 3rd Base Coach: Randy Tomlin | Mound Visits: Chris Glaize | Pitching Changes: Randy Tomlin

2025 CHARLOTTESVILLE TOM SOX GAME NOTES

QUICK FACTS

TEAM

Name.....Charlottesville Tom Sox
Location Charlottesville, Virginia
Founded 2014
Governing Org.....Charlottesville Community
.....Baseball, Inc.
Colors Green, Blue, Grey
MascotPrairiewether Lewis ("Lewie")
LeagueValley Baseball League (VBL)
President/General Manager.....Chesley Mullins
Vice President.....Jud Foster
TreasurerMichael Phillips

STADIUM

Home Stadium.....Charlottesville High School
Capacity 3,256
Dimensions..... LF-320, CF-385, RF-290

COACHING STAFF

Head Coach.....**Randy Tomlin**
Alma Mater Liberty
Year with Charlottesville 2nd
Assistant Coach.....**Chris Glaize**
Alma Mater Bridgewater
Year with Charlottesville 1st
Assistant Coach.....**Joey Davis**
Alma Mater Ohio Dominican
Year with Charlottesville 1st
Assistant Coach.....**Jim Darin**
Alma Mater Virginia/Averett
Year with Charlottesville 4th (2nd stint)
Assistant Coach.....**Coy Tomlin**
Year with Charlottesville 2nd
Assistant Coach.....**Thomas Abell**
Year with Charlottesville 1st

PROGRAM HISTORY

First Season.....2015
All-Time Record (10th season) 253-166 (.604)
VBL Championships4 (2017, '19, '22, '24)
Finals Appearances.....6 (2017-19, 2022-24)

MEDIA INFO

X/Twitter @CvilleTomSox
Instagram @cvilletomsox
Facebook..... @CvilleTomSox
YouTube..... @cvilletomsox
TikTok..... @cvilletomsox
Website TomSox.org

Primary Contact..... **Nathan Schwartz**
Email nathanschwartz@tomsox.org
Phone (301) 980-5319

starting at 1 p.m.

- Another exciting change this season revolves around the brand-new playoff format, which grants a playoff berth to all 12 teams
- The top two seeds in each division will receive a first-round bye, while seeds 3-6 play their preliminary single-elimination game, then the remaining teams will play out the quarterfinal and semifinal games in order to determine who punches each division's ticket to the championship, which remains a three-game series

A MAGICAL 2024

- It was a magical season in Charlottesville a year ago, as the Tom Sox brought home the VBL title for the fourth time in franchise history
- Throughout the regular season, the 'Sox were stellar, as they secured their second consecutive VBL regular season crown, finishing 0.5 games ahead of Purcellville at 26-13 on the year
- They carried home a division title for the fourth straight season, winning the South by four games over Harrisonburg
- The Tom Sox rolled through June with relative ease, going 17-4, scoring in double-digits in nine of those 21 games
- The 'Sox felt more adversity in July as rosters began to turn over, but they never lost consecutive games until after they locked up the division title
- **Colby Wallace** (East Carolina) paced Charlottesville's offense in the regular season, winning the league batting title with a .470 batting average
- He added a team-leading .464 on-base percentage and also ranked among the league's best in slugging percentage (.489)
- Including the playoffs, Wallace hit for a team-best .348 batting average, tallied 10 extra base hits, and drove in 22 runs
- **Ryan Wynn** (Wofford) and **Robbie Lavey** (George Washington) also put forth impressive seasons
- Lavey paced the team among active players with six home runs (including playoffs), while Wynn ranked among the league's top five sluggers with seven doubles, three triples, a home run, and a .467 slugging percentage
- A variety of arms led the 'Sox throughout the year, including **Chase Stryker**, who held a 2.27 ERA in 35.2 innings, and **James Hays** (Stetson) who carried a 3.94 ERA in 32 innings
- **Trevor Booton** (Auburn), **Daniel Powell**, (Kennesaw State), **Ryan Grzesiak** (Florida Southwestern), **Bobby Olsen** (Villanova), and **Will Pearson** (Iowa) were among those making the biggest impacts out of the bullpen
- In the playoffs, the Tom Sox faced adversity multiple times
- In the South Division Championship Series, Culpeper took game one, 4-1, putting the 'Sox in elimination mode
- In response to the game one loss, the 'Sox put up 27 runs across the next two games, winning game two, 8-1, and game three, 19-2 in seven innings
- The 19 runs scored in game three is a Tom Sox playoff record, and tied the franchise record for most runs scored in a game
- In the Valley League Championship Series against Purcellville, the Tom Sox and Cannons put on a show
- In game one, the Cannons led 5-3 in the bottom of the eighth, but **Robbie Lavey** (George Washington) came up clutch with a two-run single to tie the game
- In extras, **Sam Mummau** (Jacksonville) blasted a walk-off two run homer to give the 'Sox a 1-0 series lead
- Game two was a much different story for the 'Sox though
- Charlottesville scored seven runs in its first two at-bats, but then Purcellville responded to that deficit with 21 unanswered runs, and evened the series with a 21-8 run-run win
- In the deciding game three, it was the Cannons taking an early lead, holding a 4-0 advantage going into the bottom of the fifth
- The Tom Sox responded with a six-run fifth, highlighted by RBI singles from **Colby Wallace** (East Carolina) and **Caden Ferraro** (Blinn)

- **Chase Stryker** limited the Cannons offense in the middle innings, and Cooper Blauser's two-run homer in the eighth provided the insurance Charlottesville needed
- Daniel Powell struck out the side in the ninth, sealing Charlottesville's fourth Valley League Championship

COACHES CORNER

- **Randy Tomlin**, the reigning VBL South Division Coach of the Year, returns to Charlottesville for his second season at the helm of the Tom Sox
- Last season, Tomlin became the third Tom Sox head coach to earn Coach of the Year honors, joining Corey Hunt (2017) and Kory Koehler (2021)
- Tomlin led the 'Sox to a 30-15 overall record in his first season, a league-best 26-13 regular season record, and the fourth Valley Baseball League Championship in team history
- Tomlin is also the current head coach at Liberty Christian Academy
- Under Tomlin, the Tom Sox finished top three in the VBL in batting average, runs scored, ERA and WHIP during the regular season
- Randy's son, **Coy Tomlin**, also returns for his second season as an assistant coach, where he will continue to bring infectious energy to the ballpark each night
- Assistant coaches **Thomas Abell**, **Jim Darin**, **Joey Davis** (Hitting), and **Chris Glaize** (Pitching) round out the 2025 staff
- Darin, previously on Corey Hunt's staff from 2017-2019, rejoins the staff after three trips to the Valley League Championship where he helped mentor players such as Vinnie Pasquantino, Connor Gillespie and Carson Spiers
- Joey Davis joins the staff as this year's hitting coach
- Davis, a two-time World Series champion, spent 10 years as a major league scout for the Toronto Blue Jays, Philadelphia Phillies, and Atlanta Braves, and has previously coached at Berry College, St. Leo College, Western Kentucky, as well as both the Blue Jays and Phillies organizations
- Chris Glaize, who will serve as the pitching coach for the 2025 season, is currently the head coach at Brookville High School in Lynchburg, VA, and has previously served as an assistant coach for the Purcellville Cannons and Winchester Royals

SCOUTING THE TURKS

- Harrisonburg began their season last night with a wild 12-10 win at Waynesboro
- The Turks trailed 5-1 going into the 3rd, and 10-8 going into the 9th, but consistently found ways to respond
- In the top of the ninth, the Turks put up a four spot, which included an RBI triple from Thomas Bly, an RBI single by Phillip Garcia, and RBI doubles off the bats of Roman Trinidad and Jackson Schrafft
- Harrisonburg had five players with multiple hits and eight players with an RBI
- In 2024, the Turks went 22-14 during the regular season before losing to Culpeper in the first round of the playoffs

'SOX ON THE ROAD TO OMAHA

- Several former Tom Sox are playing in this year's NCAA Tournament with their eyes set on reaching the College World Series in Omaha, NE
- The 'Sox are represented in 10 of the 16 NCAA Regionals across the country, including six players playing in the Conway Regional hosted by Coastal Carolina
- 2024 'Sox: **Blake Brookins** (Florida), **Cade Belyeu** (Auburn), **Cale Stricklin** (Auburn), **Colby Wallace** (East Carolina), **Dean Mihos** (Coastal Carolina), **Ethan Sutton** (Georgia), **Frank Menendez** (Florida), **Jake Books** (Coastal Carolina), **James Hays** (Stetson), **James Taussig** (UTSA), **Landon Abrahamson** (Dallas Baptist), **Nick Parham** (East Carolina)
- 2023 'Sox: **Alex Bouche** (East Carolina), **David Utagawa** (UC Irvine), **Derek Williams** (Miami), **Hayden Smith** (Kentucky), **Jake Bennett** (Dallas Baptist), **Justin Thomas**

2025 CHARLOTTESVILLE TOM SOX GAME NOTES

(Arkansas), **Salvy Alvarez** (Stetson), **Sergio Rivera**

(Bethune-Cookman), **Zach Root** (Arkansas)

- 2022 'Sox: **Jackson Nove** (Kentucky), **John Armstrong** (Auburn), **Tyler McLoughlin** (Georgia)

'SOX IN THE PROS

- Four former 'Sox are currently playing in the majors (**Connor Gillispie** - Marlins, **Vinnie Pasquantino** - Royals, **Carson Spiers** - Reds, **Wyatt Langford** - Rangers)
- Gillispie, Pasquantino, and Spiers all played for Charlottesville in 2017 when the 'Sox won their first VBL title, while Langford played for the Tom Sox in 2021
- The 'Sox also have 29 former players currently playing Minor League Baseball
- **Kyle Nicolas**, who pitched for Charlottesville in 2018, made his MLB Debut with the Pittsburgh Pirates in 2023, and has appeared in 62 games

- Nicolas is currently playing for the Pirates AAA affiliate, the Indianapolis Indians

A WINNING MODEL

- The Tom Sox have been the Valley Baseball League's most successful team since winning their first title in 2017
- The 'Sox have appeared in all but one championship series since '17 (2021) and have won the league title in four of the last seven seasons
- Charlottesville's 190-99 record since the start of the 2017 season is the best in the VBL
- Charlottesville's seven championship appearances and four titles since 2017 are both the most in the VBL over that span
- The Tom Sox have won the league title in alternating seasons since their first title in 2017 ('17, '19, '22 (2020 season cancelled), '24)

TALE OF THE TAPE

OFFENSE DEFENSE

Harrisonburg		Charlottesville	Harrisonburg		Charlottesville
.342	Batting Avg.	N/A	10.00	ERA	N/A
1.022	OPS	N/A	.278	Opponent BA	N/A
12	Runs/Game	N/A	10	Walks per 9 IP	N/A
4	Doubles	N/A	10	Strikeouts per 9 IP	N/A
0	Home Runs	N/A	1	Strikeouts per Walk	N/A
9	Walks/Game	N/A	2.22	WHIP	N/A
9	Strikeouts/Game	N/A	1.000%	Fielding Pct.	N/A
1/1 (100%)	Stolen Bases-Att. (Pct.)	N/A	0	Errors	N/A

TEAM LEADERS

OFFENSE DEFENSE

Harrisonburg		Charlottesville	Harrisonburg		Charlottesville
Jackson Schrafft (.342)	Batting Avg.	N/A	Two players (4.50)	ERA	N/A
Jackson Schrafft (2.33)	OPS	N/A	Charlie Hendrix (3.1)	Innings Pitched	N/A
Three players (2)	Runs	N/A	Ben Craig (1)	Wins	N/A
Phillip Garcia (3)	RBI	N/A	N/A	Saves	N/A
Four players (1)	Doubles	N/A	Two players (3)	Walks	N/A
N/A	Home Runs	N/A	Charlie Hendrix (5)	Strikeouts	N/A
Three players (1)	Walks	N/A	Ben Craig (.143)	Opponent AVG	N/A
Jackson Schrafft (1)	Stolen Bases	N/A	Ben Craig (1.50)	WHIP	N/A

Min: 2.7 PA/team game | Average stats include active players only

Min: 0.8 IP/team game | Average stats include active players only

MEDIA INFORMATION

COMMUNICATIONS: Nathan Schwartz handles communications for the Charlottesville Tom Sox. For any questions, interviews, or requests, contact Nathan at nathanschwartz@tomsox.org or (301) 980-5319.

INTERVIEWS: All interviews must be arranged with prior notice by contacting Nathan Schwartz. Most interviews will take place prior to and during batting practice on game days. 24 hours of advance notice is appreciated.

ADMISSION: Media should mention their affiliation at the gate to receive free admission.

FACILITIES: The Tom Sox are unable to provide a standard press box for coverage. Print media are encouraged to cover the game from atop the press box or in the stands. Cameras are allowed throughout the stadium.

LIVE STATS: The Valley League's live statistics are powered by Pointstreak. Access all live VBL games at bit.ly/VBLLiveStats.

WATCH & LISTEN: All Tom Sox home and away games are available to view live by visiting the [Charlottesville Tom Sox Facebook page](#) or [Tom Sox YouTube channel](#). Audio-only streams are available on the Valley Baseball League Audio Network at bit.ly/VBLAudio.

FOLLOW THE SOX: The most up-to-date team information is located on the team's official social media accounts, @CvilleTomSox.



WATCH MORE: The Tom Sox YouTube channel provides an inside look into Tom Sox baseball. Check out more at [Tom Sox YouTube channel](#).

AROUND THE LEAGUE

VALLEY LEAGUE STANDINGS

NORTH

	W-L	PCT.	LAST 10	STREAK
1. Front Royal	0-0	-	0-0	-
New Market	0-0	-	0-0	-
Woodstock	0-0	-	0-0	-
Strasburg	0-0	-	0-0	-
Winchester	0-0	-	0-0	-
Purcellville	0-0	-	0-0	-

SOUTH

	W-L	PCT.	LAST 10	STREAK
1. Harrisonburg	1-0	1.000	1-0	W1
Staunton	1-0	1.000	1-0	W1
3. Charlottesville	0-0	-	-	-
Culpeper	0-0	-	-	-
5. Covington	0-1	.000	0-1	L1
Waynesboro	0-1	.000	0-1	L1

TONIGHT'S MATCHUPS

	Time
Covington at Culpeper	7 ET
Purcellville at Front Royal	7 ET
New Market at Winchester	7 ET
Strasburg at Woodstock	7 ET
Waynesboro at Staunton	7:30 ET

SOUTH DIV. PLAYERS OF THE WEEK

--

LAST MEETING

Charlottesville 9, Harrisonburg 3

Jul 13, 2024 at Harrisonburg, VA (Eagle Field @ VMP)

BATTING	AB	R	H	RBI
Dean Mihos cf	2	2	1	0
Ryan Wynn 2b/ss	5	2	3	4
Robbie Lavey c	4	1	1	1
Colby Wallace rf/lf	5	1	2	0
Caden Ferraro 1b	4	0	1	1
Johnnie Lopez lf	2	0	0	0
Nathan Fink rf	3	0	0	0
Cale Stricklin dh	4	0	1	0
Nick Parham ph/dh	0	0	0	0
Cooper Blausner 3b	5	1	2	0
Sam Mummau ss/2b	3	2	1	0
Totals	37	9	12	6

PITCHING	IP	H	R	ER	BB	SO
Bobby Olsen	4.0	6	2	1	1	5
Ryan Grzesiak W, 1-0	2.0	1	0	0	1	3
Frank Menendez	2.0	1	1	1	1	4
Garrett Mason	1.0	0	0	0	0	1
Totals	9.0	8	3	2	3	13

2025 CHARLOTTESVILLE TOM SOX GAME NOTES

ACTIVE ROSTER

No.	Name	Pos.	B/T	Ht.	Wt.	Year	Hometown / School
1	Jesus Cesari	UTL	R/R	5'8	160	SO	Charlottesville, VA / Southeast Arkansas College
3	Adonys Velez	INF	R/R	6'1	190	SO	Orlando, FL / Florida International
4	JD Wolff	UTL	L/R	5'8	170	SO	Greencastle, PA / Air Force
6	Kaegan Costa	C	R/R	5'11	190	JR	Palmyra, VA / Paul D Camp
10	Patrick Niehus	INF	R/R	6'2	200	SO	Bradenton, FL / Gardner-Webb
11	Bradley Link	RHP	R/R	5'10	180	R-SO	Palm Beach Gardens, FL / Pensacola State College
12	Riley Roarty	RHP	L/R	6'5	205	SO	Midlothian, VA / VCU
14	Kyle Langley	OF	L/L	5'11	185	JR	Arlington, VA / James Madison
15	Tanner Schaedel	INF	R/R	6'2	190	SO	Virginia Beach, VA / Old Dominion
18	Jackson Sirois	INF	R/R	6'0	180	SO	Leesburg, VA / Virginia
19	Hudson Lutterman	INF	R/R	5'10	185	SO	La Grange, KY / Virginia Tech
20	Alex Binger	LHP	L/L	6'3	200	SO	Charlottesville, VA / James Madison
21	Jett Bristow	OF	R/R	6'4	196	FR	Richmond, VA / Virginia
22	Lane Duff	LHP	R/L	6'3	200	R-SO	Forest, VA / James Madison
23	Eli DeRossi-Cytron	RHP	R/R	6'3	203	R-SO	Frederick, MD / Mount St. Mary's
24	Elijah Coston	OF	L/L	6'2	195	SO	Chester, VA / VCU
25	Tim Lawson	RHP	L/L	6'4	220	SO	Chapel Hill, NC / North Carolina
26	Braden Weaver	OF	R/R	5'10	190	R-FR	Forest, VA / Liberty
27	Tristan Dietrich	LHP	R/L	6'5	194	JR	Phoenixville, PA / Florida International
32	Dawson Newman	LHP	R/L	6'2	180	SO	Chesapeake, VA / Coastal Carolina
35	Trevor Booton	RHP	R/R	6'4	220	R-SO	LaGrange, GA / Auburn
36	Evan Alwine	RHP	R/R	6'5	225	JR	Altoona, PA / Florida International
37	Jason Ban	LHP	L/L	6'2	205	JR	Glenview, IL / Davidson
39	Walker Buchanan	OF	R/R	6'3	230	JR	Jupiter, FL / Virginia
40	Andrew Mannelly	OF	L/L	6'0	200	SR	Sandy Springs, GA / Wofford
42	JT Gibson	LHP	R/L	6'4	215	R-JR	McLean, VA / Kennesaw State
44	Gian De Castro	UTL	L/R	6'4	225	SO	Weston, FL / Arizona State
45	Addison Stockham	LHP	L/L	6'3	225	JR	Lexington, KY / Eastern Kentucky
	James Nunnallee	OF	L/R	6'0	185	SO	Aldie, VA / Virginia

COACHING STAFF

HEAD COACH: 29 Randy Tomlin (2nd season)

ASSISTANT COACH: 17 Jim Darin (4th)

ASSISTANT COACH: 28 Coy Tomlin (2nd)

ASSISTANT COACH: 34 Joey Davis (1st)

ASSISTANT COACH: 41 Thomas Abell (1st)

ASSISTANT COACH: 50 Chris Glaize (1st)

PRONOUNCIATION GUIDE

Evan Alwine	All-wine
Eli DeRossi- Cytron	Sit-trin
Tristan Dietrich	Dee-trick
Chris Glaize	Glaze
Kaegan Costa	Kay-gan

Hudson Lutterman	LOOT-er-man
Patrick Niehus	KNEE-us
Tanner Schaedel	Shay-dull
Jackson Sirois	Sih-ROY
Adonys Velez	Ve-lez

2025 CHARLOTTESVILLE TOM SOX GAME NOTES

TONIGHT'S STARTER

11

SCHOOL: **PENSACOLA STATE COLLEGE**

HOMETOWN: **PALM BEACH GARDENS, FL**



YEAR	BATS/THROWS
R-SO	R/R
HEIGHT	WEIGHT
5'10"	180 lbs

BRADLEY LINK RIGHT-HANDED PITCHER

SEASON STATS

ERA	W-L	APP	GS	CG	SHO	SV	IP	H	R	ER	BB	SO	2B	3B	HR	B/Avg	WP	HBP	BK	SFA	SHA
WHIP	P/START	K/9	BB/9	K/BB	H/9																

ER ALLOWED BY INNING

INN	1	2	3	4	5	6	7	8	9	EX.
Runs	0	0	0	0	0	0	0	0	0	0

SEASON GAME-BY-GAME

DATE	OPPONENT	IP	H	R-ER	BB	K	XBH	NP	DEC

TOM SOX PITCHING - SEASON

	W-L (S)	ERA	IP	H	R-ER	BB	SO	BAA	HR
Totals									
Starters									
Bullpen									
Home									
Road									
May									
June									
July									

SEASON HIGHS


0.0	INNINGS PITCHED (START)
0.0	INNINGS PITCHED (RELIEF)
0	STRIKEOUTS
0	HITS ALLOWED
0	ER ALLOWED
0	WALKS ALLOWED
0	BATTERS FACED

SEASON NOTES (AT PSC)

- Held a 8.51 K/9 across 24.1 innings pitched
- Pitched three scoreless innings and picked up a win against Northwest Florida State College (4/12)
- Fired in 3.2 scoreless innings and only allowed one hit against Florida Southwestern (5/2)
- Registered three or more strikeouts five times

2025 CHARLOTTESVILLE TOM SOX GAME NOTES

PITCHER NOTES (ALL STATS AT THEIR RESPECTIVE SCHOOLS)



11 BRADLEY LINK

POS HT WT B/T YR
RHP 5'10" 180 R/R R-SO

PENSACOLA STATE COLLEGE
PALM BEACH GARDENS, FL



LAST APPEARANCE

5/4 at Florida Southwestern

FINAL LINE

0.1 IP, 1 H, 0 R, 1 BB, 0 K

3-4, 5 SV, 24.1 IP, 4.44 ERA, 16 BB, 23 K

Served as a steady late game relief arm and made a few starts for PSC this spring

- Held a 8.51 K/9 across 24.1 innings pitched
- Pitched three scoreless innings and picked up a win against Northwest Florida State College (4/12)
- Fired in 3.2 scoreless innings and only allowed one hit against Florida Southwestern (5/2)
- Registered three or more strikeouts five times

SEASON HIGHS

INNINGS: 3.2 (5/2 @ Florida Southwestern)

HITS ALLOWED: 5


ER ALLOWED: 4

BB ALLOWED: 2 (5x)

STRIKEOUTS: 5 (4/26 @ Chipola College)

BATTERS FACED: 16

PITCHES: 49 (5/2 @ Florida Southwestern)



12 RILEY ROARTY

POS HT WT B/T YR
RHP 6'5" 205 L/R SO

VCU
MIDLOTHIAN, VA



LAST APPEARANCE

5/17 @ UMass

FINAL LINE

2.1 IP, 0 H, 1 ER, 2 BB, 1 K

0-1, 0 SV, 18.0 IP, 10.00 ERA, 17 BB, 13 K

Saw consistent opportunities in weekend series in his first season of college baseball

- Picked up first collegiate strikeout in first collegiate appearance at North Carolina (2/25)
- Had multiple strikeouts vs. Virginia, Fordham, St. Bonaventure and Richmond

SEASON HIGHS

INNINGS: 3.1 (5/4 @ St. Bonaventure)

HITS ALLOWED: 5 (5/4 @ St. Bonaventure)

ER ALLOWED: 5 (5/10 vs. Richmond)

BB ALLOWED: 5 (5/10 vs. Richmond)

STRIKEOUTS: 2 (4x)

BATTERS FACED: 16 (5/10 vs. Richmond)

PITCHES: 57 (5/10 vs. Richmond)



20 ALEX BINGLER

POS HT WT B/T YR
LHP 6'3" 200 L/L SO

JAMES MADISON
CHARLOTTESVILLE, VA



LAST APPEARANCE

5/7 vs. Maryland

FINAL LINE

0.0 IP, 0 H, 1 ER, 1 BB, 0 K

0-2, 0 SV, 13.2 IP, 7.90 ERA, 14 BB, 18 K

Consistent middle reliever for the Dukes in his first collegiate season

- Fired in first collegiate strikeout at Virginia Tech (2/26)
- Earned career highs in innings pitched and strikeouts at Charlotte (3/11)
- Only gave up runs in five of his 15 appearances

SEASON HIGHS

INNINGS: 3.2 (3/8 at Charlotte)

HITS ALLOWED: 3 (4/29 at Radford)

ER ALLOWED: 4 (4/29 at Radford)

BB ALLOWED: 2 (4x)

STRIKEOUTS: 6 (3/8 at Charlotte)

BATTERS FACED: 13 (3/8 at Charlotte)

PITCHES: 50 (3/8 at Charlotte)



22 LANE DUFF

POS HT WT B/T YR
LHP 6'3" 200 R/L R-SO

JAMES MADISON
FOREST, VA



LAST APPEARANCE

5/10 @ Old Dominion

FINAL LINE

0.0 IP, 1 H, 2 ER, 1 BB, 0 K

0-0, 0 SV, 12.2 IP, 9.95 ERA, 15 BB, 12 K

Short usage reliever for JMU this spring

- Struck out his first collegiate batter in first collegiate appearance at Virginia Tech (2/26)
- Nine scoreless outings
- Played under Randy Tomlin at Liberty Christian Academy

SEASON HIGHS

INNINGS: 1.2 (3/30 at Louisiana)

HITS ALLOWED: 3 (3/1 at Fairfield)

ER ALLOWED: 5 (3/1 at Fairfield)

BB ALLOWED: 3 (4/4 vs. Georgia State)

STRIKEOUTS: 2 (4x)

BATTERS FACED: 7 (3/30 at Louisiana)

PITCHES: 28 (4/4 vs. Georgia State)

2025 CHARLOTTESVILLE TOM SOX GAME NOTES

PITCHER NOTES (ALL STATS AT THEIR RESPECTIVE SCHOOLS)



23 ELI DEROSSI-CYTRON

POS	HT	WT	B/T	YR
RHP	6'3"	203	R/R	R-SO

MOUNT ST. MARY'S
FREDERICK, MD



LAST APPEARANCE

5/16 vs. Manhattan

FINAL LINE

6.0 IP, 7 H, 4 R (3 ER), 2 BB, 3 K

3-1, 0 SV, 65.2 IP, 5.48 ERA, 36 BB, 63 K

Appeared in both a starter and reliever role for The Mount, making eight starts and six relief appearances

- Tossed two quality starts in first year with the Mountaineers (3/9 vs. Sacred Heart, 5/16 vs. Manhattan)
- Had five or more strikeouts in six appearances
- Multiple strikeouts in all but one appearance
- Opened 2025 season with four scoreless innings at Norfolk State (2/14)

SEASON HIGHS

INNINGS: 6.2 (3/9 vs. Sacred Heart)
HITS ALLOWED: 8 (2x)
ER ALLOWED: 6 (5/11 at Saint Peter's)
BB ALLOWED: 6 (3/23 vs. Niagara)
STRIKEOUTS: 9 (3/9 vs. Sacred Heart)
BATTERS FACED: 28 (4/19 vs. Marist)
PITCHES: 93 (2x)



25 TIM LAWSON

POS	HT	WT	B/T	YR
LHP	6'4"	220	L/L	SO

NORTH CAROLINA
CHAPEL HILL, NC



LAST APPEARANCE

N/A

FINAL LINE

N/A

DID NOT APPEAR IN 2025

Two-sport athlete for North Carolina

- TE on football team (did not appear in fall 2024 season)
- LHP on baseball team

SEASON HIGHS

INNINGS: N/A
HITS ALLOWED: N/A
ER ALLOWED: N/A
BB ALLOWED: N/A
STRIKEOUTS: N/A
BATTERS FACED: N/A
PITCHES: N/A



27 TRISTAN DIETRICH

POS	HT	WT	B/T	YR
LHP	6'5"	194	R/L	JR

FLORIDA INTERNATIONAL
PHOENIXVILLE, PA



LAST APPEARANCE

5/23 vs. Kennesaw State

FINAL LINE

1.0 IP, 0 H, 0 R, 1 BB, 0 K

1-0, 0 SV, 17.2 IP, 6.11 ERA, 19 BB, 17 K

High-usage reliever for FIU down the stretch in his sophomore campaign

- Two scoreless appearances to end his season vs. Sam Houston and Kennesaw State
- Multiple strikeouts in five games
- Career-high 3.0 IP vs. Miami (4/23)
- 18th round pick by the Miami Marlins in the 2023 MLB Draft

SEASON HIGHS

INNINGS: 3.0 (4/23 vs. Miami)
HITS ALLOWED: 4 (4/29 @ Florida Atlantic)
ER ALLOWED: 3 (4/15 @ FGCU)
BB ALLOWED: 3 (3x)
STRIKEOUTS: 3 (2x)
BATTERS FACED: 12 (4/29 @ Florida Atlantic)
PITCHES: 48 (4/18 @ Kennesaw State)



32 DAWSON NEWMAN

POS	HT	WT	B/T	YR
LHP	6'2"	180	R/L	SO

COASTAL CAROLINA
CHESAPEAKE, VA



LAST APPEARANCE

2/18 vs. Charleston

FINAL LINE

0.2 IP, 0 H, 1 ER, 4 BB, 1 K

0-0, 0 SV, 0.2 IP, 13.50 ERA, 4 BB, 1 K

Only appeared in one game as a true freshman with the Chanticleers

- Came in the first midweek game of the season

SEASON HIGHS

INNINGS: 0.2 (2/18 vs. Charleston)
HITS ALLOWED: N/A
ER ALLOWED: 1 (2/18 vs. Charleston)
BB ALLOWED: 4 (2/18 vs. Charleston)
STRIKEOUTS: 1 (2/18 vs. Charleston)
BATTERS FACED: 6 (2/18 vs. Charleston)
PITCHES: 35 (2/18 vs. Charleston)

2025 CHARLOTTESVILLE TOM SOX GAME NOTES

PITCHER NOTES (ALL STATS AT THEIR RESPECTIVE SCHOOLS)



35 TREVOR BOOTON

POS HT WT B/T YR
RHP 6'4" 220 R/R R-SO

AUBURN
LAGRANGE, GA



LAST APPEARANCE

N/A

FINAL LINE

N/A

DID NOT APPEAR IN 2025

Has never made an appearance at Auburn, but is returning for his second season with the Tom Sox

- Made eight appearances (seven starts) in 2024, playing a crucial role in Charlottesville's fourth Valley League Championship run
- Held a 5.08 ERA in 28.1 IP last summer, which were the 3rd most innings pitched on the team
- Struck out 23 batters and walked 14
- Threw four scoreless innings against Covington in his final game (7/19)

SEASON HIGHS (SUMMER '24)

INNINGS: 5.0 (7/14 vs. Staunton)
HITS ALLOWED: 6 (7/5 @ Waynesboro)
ER ALLOWED: 4 (2x)
BB ALLOWED: 3 (2x)
STRIKEOUTS: 4 (4x)
BATTERS FACED: 20 (2x)
PITCHES: 78 (7/14 vs. Staunton)



36 EVAN ALWINE

POS HT WT B/T YR
RHP 6'5" 225 R/R JR

FLORIDA INTERNATIONAL
ALTOONA, PA



LAST APPEARANCE

2/16 vs. Stonehill

FINAL LINE

1.0 IP, 2 H, 3 ER, 1 BB, 3 K

0-0, 0 SV, 1.0 IP, 27.00 ERA, 1 BB, 3 K

Only made one appearance in 2025 due to injury

- Made 12 appearances (two starts) as a freshman in 2024
- Went two or more innings in six of those twelve appearances
- Spent last summer with the Wausau Woodchucks in the Northwoods League (Eight appearances, one start, 2-0, 15.1 IP, 4.60 ERA, 11 BB, 12 K)

SEASON HIGHS (2024)

INNINGS: 3.0 (3/5 vs. Bethune-Cookman)
HITS ALLOWED: 4 (5/17 vs. Iowa)
ER ALLOWED: 4 (3/13 vs. FGCU)
BB ALLOWED: 4 (3/1 @ Seton Hall)
STRIKEOUTS: 3 (2x)
BATTERS FACED: 11 (2x)
PITCHES: 50 (5/3 @ Liberty)



37 JASON BAN

POS HT WT B/T YR
LHP 6'2" 205 L/L JR

DAVIDSON
GLENVIEW, IL



LAST APPEARANCE

5/17 @ Richmond

FINAL LINE

1.1 IP, 4 H, 3 R (2 ER), 0 BB, 3 K

1-1, 1 SV, 22.1 IP, 8.78 ERA, 21 BB, 17 K

One of Davidson's most-used arms over the last two seasons out of the bullpen

- Two scoreless innings vs. Bryant (2/14) and Lafayette (3/1)
- 1.2 scoreless innings at Dayton (3/29)
- Two starts in each of his first two seasons at Davidson

SEASON HIGHS

INNINGS: 3.0 (2/23 vs. Bucknell)
HITS ALLOWED: 5 (2/23 vs. Bucknell))
ER ALLOWED: 5 (4/1 @ Duke)
BB ALLOWED: 3 (2x)
STRIKEOUTS: 3 (5/17 @ Richmond)
BATTERS FACED: 16 (2/23 vs. Bucknell)
PITCHES: 54 (2/23 vs. Bucknell)



42 JT GIBSON

POS HT WT B/T YR
LHP 6'4" 215 R/L R-JR

KENNESAW STATE
MCLEAN, VA



LAST APPEARANCE

5/17 vs. Middle Tennessee

FINAL LINE

1.0 IP, 0 H, 0 R, 2 BB, 1 K

0-2, 0 SV, 8.2 IP, 11.42 ERA, 17 BB, 10 K

Used in short stints in first year at Kennesaw State after transferring from Virginia Tech

- 1.2 scoreless innings at Louisiana Tech (3/30)
- Two scoreless outings vs. Georgia (2/18 & 4/29)

SEASON HIGHS

INNINGS: 1.2 (3/30 @ Louisiana Tech)
HITS ALLOWED: 2 (3x)
ER ALLOWED: 3 (3x)
BB ALLOWED: 3 (2x)
STRIKEOUTS: 3 (2/18 vs. Georgia)
BATTERS FACED: 8 (2/21 vs. Columbia)
PITCHES: 32 (3x)

2025 CHARLOTTESVILLE TOM SOX GAME NOTES

PITCHER NOTES (ALL STATS AT THEIR RESPECTIVE SCHOOLS)



45 ADDISON STOCKHAM

POS	HT	WT	B/T	YR
LHP	6'3"	225	L/L	JR

EASTERN KENTUCKY
LEXINGTON, KY



LAST APPEARANCE

5/6 vs. Miami (OH)

FINAL LINE

0.2 IP, 1 H, 1 ER, 1 BB, 0 K

0-2, 0 SV, 15.0 IP, 10.80 ERA, 17 BB, 11 K

Solid option for Eastern Kentucky out of the bullpen in 2025

- Scoreless innings on the road against two national seeds in this year's NCAA Tournament (2/22 @ Ole Miss & 3/25 @ Vanderbilt)

SEASON HIGHS

INNINGS: 2.1 (2/25 @ Western Kentucky)

HITS ALLOWED: 4 (3/11 @ Northern Kentucky)

ER ALLOWED: 3 (2x)

BB ALLOWED: 3 (4/29 @ Louisville)

STRIKEOUTS: 2 (3x)

BATTERS FACED: 10 (3x)

PITCHES: 37 (4/29 @ Louisville)

2025 CHARLOTTESVILLE TOM SOX GAME NOTES

HITTER NOTES (ALL STATS AT THEIR RESPECTIVE SCHOOLS)



1 JESUS CESARI

POS	HT	WT	B/T	YR
UTL	5'8"	160	R/R	SO

SOUTHEAST ARKANSAS COLLEGE
MARACAY, VENEZUELA



HITTING STREAK

--

ON BASE STREAK

--

.969 OPS, .367 AVG, 0 HR, 10 RBI, 9 BB

- Five doubles during 2025 season
- Hits in his final three games
- Multi-hit games vs. Lyon College JV (3/10), Carl Albert State College (3/16), and Champion Christian (4/28)

SEASON HIGHS

AT-BATS: 4 (4/28 vs. Champion Christian)

HITS: 2 (3x)


RBI: 3 (3/21 @ North Arkansas College)

RUNS: 2 (2x)

DOUBLES: 1 (5x)

HOME RUNS: N/A

WALKS: 1 (9x)



3 ADONYS VELEZ

POS	HT	WT	B/T	YR
INF	6'1"	190	R/R	SO

FLORIDA INTERNATIONAL
ORLANDO, FL



HITTING STREAK

--

ON BASE STREAK

--

.378 OPS, .118 AVG, 1 HR, 5 RBI, 4 BB

- Earned first collegiate hit, extra base hit, and RBI during a three-hit game at Florida Gulf Coast (4/15)
- Hit first collegiate home run at Sam Houston (5/17)

SEASON HIGHS

AT-BATS: 4 (2x)

HITS: 3 (4/15 @ FGCU)

RBI: 2 (5/17 @ Sam Houston)

RUNS: 2 (5/17 @ Sam Houston)

DOUBLES: 1 (4/15 @ FGCU)

HOME RUNS: 1 (5/17 @ Sam Houston)

WALKS: 1 (4x)



4 JD WOLFF

POS	HT	WT	B/T	YR
UTL	5'8"	170	L/R	SO

AIR FORCE
GREENCASTLE, PA



HITTING STREAK

--

ON BASE STREAK

--

5 AB, 0 H, 0 RBI

- Made first collegiate appearance at Vanderbilt (2/17)

SEASON HIGHS

AT-BATS: 1 (5x)

HITS: N/A

RBI: N/A

RUNS: N/A

DOUBLES: N/A

HOME RUNS: N/A

WALKS: N/A



6 KAEGAN COSTA

POS	HT	WT	B/T	YR
C	5'11"	190	R/R	JR

PAUL D. CAMP CC
PALMYRA, VA



HITTING STREAK

--

ON BASE STREAK

--

.868 OPS, .330 AVG, 0 HR, 25 RBI, 27 BB

- Began season with an 18 game on base streak with hits in 15 of those games
- 11 multi-hit games, including three games with 3+ hits
- 3-3, 2 RBI, BB at USC Salkehatchie (2/8)
- 3-5, 2B, 2 RBI vs. Pitt CC (2/25)
- One of three returning 'Sox on Opening Day roster
- 0-1, RBI, BB with Tom Sox last summer

SEASON HIGHS

AT-BATS: 6 (3/16 vs. Virginia Peninsula)

HITS: 3 (3x)

RBI: 3 (2x)

RUNS: 3 (2/9 @ USC Salkehatchie)

DOUBLES: 2 (2/18 @ Bryant & Stratton College)

HOME RUNS: N/A

WALKS: 3 (3x)

2025 CHARLOTTESVILLE TOM SOX GAME NOTES

HITTER NOTES (ALL STATS AT THEIR RESPECTIVE SCHOOLS)



10 PATRICK NIEHUS

POS HT WT B/T YR
INF 6'2" 200 R/R SO

GARDNER-WEBB
BRADENTON, FL



HITTING STREAK

--

ON BASE STREAK

--

DID NOT APPEAR IN 2025

SEASON HIGHS

AT-BATS: N/A
HITS: N/A
RBI: N/A
RUNS: N/A
DOUBLES: N/A
HOME RUNS: N/A
TOTAL BASES: N/A



14 KYLE LANGLEY

POS HT WT B/T YR
OF 5'11" 185 L/L JR

JAMES MADISON
ARLINGTON, VA



HITTING STREAK

--

ON BASE STREAK

--

.682 OPS, .247 AVG, 2 HR, 23 RBI, 26 BB

- Three games with two stolen bases (16 on the season)
- 11 multi-hit games
- 2-4, 2 RBI, BB, SB vs. Fairfield (2/28)
- 3-5, 2B, 4 RBI, 2 SB at Longwood (4/8)
- 3-4, 2 RBI, BB, SB at Texas State (5/15)

SEASON HIGHS

AT-BATS: 6 (5/9 vs. Old Dominion)
HITS: 3 (3x)
RBI: 4 (4/8 @ Longwood)
RUNS: 3 (4/11 vs. Troy)
DOUBLES: 1 (9x)
HOME RUNS: 1 (2x)
WALKS: 2 (5x)



15 TANNER SCHAEDEL

POS HT WT B/T YR
UTL 6'2" 190 R/R SO

OLD DOMINION
VIRGINIA BEACH, VA



HITTING STREAK

--

ON BASE STREAK

--

.524 OPS, .113 AVG, 2 HR, 7 RBI, 13 BB

- First collegiate hit was a two-run home run vs. Georgia State (3/21)
- Georgia State Series (3/21-3/23): 3-9, 2 HR, 2B, 5 RBI, HBP
- Held a .977 FLD% throughout his freshman campaign

SEASON HIGHS

AT-BATS: 5 (2x)
HITS: 1 (7x)
RBI: 2 (2x)
RUNS: 1 (10x)
DOUBLES: 1 (2x)
HOME RUNS: 1 (2x)
WALKS: 2 (2x)



18 JACKSON SIROIS

POS HT WT B/T YR
INF 6'0" 180 R/R SO

VIRGINIA
LEESBURG, VA



HITTING STREAK

--

ON BASE STREAK

--

.779 OPS, .227 AVG, 1 HR, 4 RBI, 4 BB

- First collegiate hit and RBIs came on a two-run homer against Dartmouth (2/28)
- Multi-hit game with an RBI vs. James Madison (4/23)

SEASON HIGHS

AT-BATS: 3 (2x)
HITS: 2 (4/23 vs. James Madison)
RBI: 2 (2/28 vs. Dartmouth)
RUNS: 1 (4x)
DOUBLES: 1 (3/4 vs. William & Mary)
HOME RUNS: 1 (2/28 vs. Dartmouth)
WALKS: 1 (4x)

2025 CHARLOTTESVILLE TOM SOX GAME NOTES

HITTER NOTES (ALL STATS AT THEIR RESPECTIVE SCHOOLS)



19 HUDSON LUTTERMAN

POS HT WT B/T YR
INF 5'10" 185 R/R SO

VIRGINIA TECH
LAGRANGE, KY



HITTING STREAK

--

ON BASE STREAK

--

.683 OPS, .208 BA, 4 HR, 22 RBI, 11 BB

- Collected first collegiate hit and RBI vs. Bucknell (2/16)
- Went 2-4 and hit first collegiate home run at NC State (3/15)
- 3-5, HR, 2B, 2 RBI at Wake Forest (3/28)
- 3-5, HR at Duke (4/26)
- Six multi-hit games

SEASON HIGHS

AT-BATS: 5 (5x)
HITS: 3 (2x)
RBI: 3 (2x)
RUNS: 3 (3/28 at Wake Forest)
DOUBLES: 1 (10x)
HOME RUNS: 1 (4x)
WALKS: 2 (4/13 vs. Florida State)



21 JETT BRISTOW

POS HT WT B/T YR
OF 6'4" 198 R/R FR

VIRGINIA
RICHMOND, VA



HITTING STREAK

--

ON BASE STREAK


--

RIISING FRESHMAN AT UVA

- Just graduated from Collegiate School in Richmond

SEASON HIGHS

AT-BATS: N/A
HITS: N/A
RBI: N/A
RUNS: N/A
DOUBLES: N/A
HOME RUNS: N/A
WALKS: N/A



24 ELIJAH COSTON

POS HT WT B/T YR
UTL 6'2" 195 L/L SO

VCU
CHESTER, VA



HITTING STREAK

--

ON BASE STREAK

--

1-7 AB; 2-3, 0 SV, 25.1 IP, 4.26 ERA, 24 K

- Collected his first collegiate hit vs. Fordham (4/26)
- Earned first collegiate win in his longest appearance of the spring at George Washington (4/4)
- 2.2 scoreless innings vs. Fordham (4/27)

SEASON HIGHS (PITCHING)

INNINGS: 3.1 (4/4 @ George Washington)
HITS ALLOWED: 3 (2x)
ER ALLOWED: 3 (5/11 vs. Richmond)
BB ALLOWED: 3 (4x)
STRIKEOUTS: 6 (4/4 @ George Washington)
BATTERS FACED: 14 (5/7 vs. Old Dominion)
PITCHES: 60 (4/4 @ George Washington)



26 BRADEN WEAVER

POS HT WT B/T YR
OF 5'10" 190 R/R R-FR

LIBERTY
FOREST, VA



HITTING STREAK

--

ON BASE STREAK

--

DID NOT APPEAR IN 2025

- Played under Randy Tomlin at Liberty Christian Academy
- Father, Terry, played baseball at both Georgia and Liberty, and then professionally in the San Francisco Giants organization

SEASON HIGHS

AT-BATS: N/A
HITS: N/A
RBI: N/A
RUNS: N/A
DOUBLES: N/A
HOME RUNS: N/A
TOTAL BASES: N/A

2025 CHARLOTTESVILLE TOM SOX GAME NOTES

HITTER NOTES (ALL STATS AT THEIR RESPECTIVE SCHOOLS)



39 WALKER BUCHANAN

POS HT WT B/T YR
OF 6'3" 230 R/R JR

VIRGINIA
JUPITER, FL



HITTING STREAK

--

ON BASE STREAK

--

.669 OPS, .250 BA, 1 HR, 7 RBI, 0 BB

- Multi-hit games vs. Dartmouth (3/1) and at Cal (3/15)
- Hit his first collegiate homer at Cal (3/16)
- 2 RBI vs. Towson (5/7)

SEASON HIGHS

AT-BATS: 4 (2x)
HITS: 2 (2x)
RBI: 2 (2x)
RUNS: 1 (4x)
DOUBLES: 1 (3/15 at Cal)
HOME RUNS: 1 (3/15 at Cal)
WALKS: N/A



40 ANDREW MANNELLY

POS HT WT B/T YR
OF 6'0" 200 L/L SR

WOFFORD
SANDY SPRINGS, GA



HITTING STREAK

--

ON BASE STREAK

--

.858 OPS, .248 BA, 4 HR, 27 RBI, 21 BB

- Four multi-hit games
- 2-2, 3 RBI, BB, 2 SB at Kentucky (3/8)
- 3-4, 2 HR (Second career multi-HR game), 2B, 3 RBI at Troy (3/25)
- 2-5, HR, 2B, 5 RBI vs. Winthrop (4/9)
- 94 career hits and 98 career RBI
- 2024 SoCon Tournament Team

SEASON HIGHS

AT-BATS: 4 (10x)
HITS: 3 (3/25 at Troy)
RBI: 5 (4/9 vs. Winthrop)
RUNS: 4 (5/22 vs. The Citadel)
DOUBLES: 1 (8x)
HOME RUNS: 2 (3/25 at Troy)
WALKS: 2 (5x)



44 GIAN DE CASTRO

POS HT WT B/T YR
UTL 6'4" 225 L/R SO

ARIZONA STATE
WESTON, FL



HITTING STREAK

--

ON BASE STREAK

--

DID NOT APPEAR IN 2025

- No. 7 3B (No. 44 overall) in Florida by Perfect Game for class of 2024

SEASON HIGHS

AT-BATS: N/A
HITS: N/A
RBI: N/A
RUNS: N/A
DOUBLES: N/A
HOME RUNS: N/A
TOTAL BASES: N/A



JAMES NUNNALLEE

POS HT WT B/T YR
OF 6'0" 185 L/R SO

VIRGINIA
ALDIE, VA



HITTING STREAK

--

ON BASE STREAK

--

.808 OPS, .296 AVG, 1 HR, 26 RBI, 18 BB

- Collected first collegiate hit and RBI as part of a three-hit day vs. Villanova (2/15)
- 5-5, 2B, 4 RBI vs. Dartmouth (3/2)
- Had a career day at Georgia Tech on April 25, by going 4-4 with his first collegiate home run, two doubles, and three RBI
- Eight multi-hit games
- Had an 18 game on-base streak during the middle of the season
- One of three returning 'Sox on Opening Day roster
- 2-13, RBI, BB, 2 SB last summer

SEASON HIGHS

AT-BATS: 5 (6x)
HITS: 5 (3/2 vs. Dartmouth)
RBI: 4 (3/2 vs. Dartmouth)
RUNS: 3 (2x)
DOUBLES: 2 (4/25 at Georgia Tech)
HOME RUNS: 1 (4/25 at Georgia Tech)
WALKS: 4 (4/1 vs. Old Dominion)

2025 CHARLOTTESVILLE TOM SOX GAME NOTES

THE LAST TIME...

A SOX BATTER...

8 AB in a gameSeth Lancaster vs Waynesboro (7/19/15)
7 AB in a game Rick Spiers at Covington (6/18/17)
6-hit game..... Never
5-hit game..... Trey McDyre vs Strasburg (6/27/19)
4-hit game.....Robbie Lavey at Culpeper (7/27/24)
5-run gameAidan Teel at Front Royal (7/28/23)
4-run game Martinez, Hincks, Teel at Staunton-1 (7/17/23)
6+RBI game Kyle Edwards at Front Royal (6/17/23)
5-RBI game Jake Books at Waynesboro (7/5/24)
4-RBI game Colby Wallace vs Culpeper (7/28/24)
3-double game Jacob Ference at Front Royal (7/28/23)
2-double gameNick Parham vs Covington (7/9/24)
Reached base 5+ times..... Parham & Mihos vs Covington (7/28/24)
3+home run game..... Never
2-home run game.....Cade Belyeu vs Culpeper (6/1/24)
HR in consecutive ABsAidan Teel at Front Royal (7/28/23)
Grand slam Cooper Blauser vs Culpeper (7/20/24)
Back-to-back HR Henry Ford & Jacob Ference at Strasburg (8/1/23)
Back-to-back-to-back HR..... Never
Pinch-hit HR Gavin Miller at Culpeper (6/7/24)
Inside-the-park HR Never
2-HR inning Adam Cecere & Wyatt Langford vs Harrisonburg
(7/7/21, 5th)
3-HR inning Henry Ford, Jacob Ference, Kyle Edwards at
Strasburg (8/1/23, 9th)
2 HR in one inning Cris Perez at Staunton (7/16/15, 4th)
Walk-off home runSam Mummau vs Purcellville (7/29/24, 2-run)
Walk-off Sam Mummau vs Purcellville (7/29/24, 2-run HR)
Hit for the cycle..... Never
Ground-rule double Sam Mummau vs Culpeper (7/28/24)
4 walks in a game Ethan Gibson vs Harrisonburg (6/9/24)
4 strikeouts in a game Nick Parham at Harrisonburg (7/2/24)
Stole home Ethan Gibson at Staunton (6/22/24)
4 stolen bases in a game . Brice Martinez at Winchester-1 (7/23/23)
3 stolen bases in a game . Kyle Edwards vs Front Royal (7/25/23)
2 HBP in a game Parham & Mihos vs Culpeper (7/28/24)
2-hit inning Calvin Alexander at Waynesboro (7/30/22, 1B & HR)
20+game hit streak Thomas Francisco (6/21-7/22/19, 23)
15+game hit streak Thomas Francisco (6/21-7/22/19, 23)

A SOX PITCHER...

Complete game (9 IP)Hayden McCutcheon vs Strasburg (7/7/15)
Complete game (Under 9 IP).....Mark Perkins at Winchester-1 (7/23/23, 5 IP)
Shutout (9 IP)..... Never
Shutout (Under 9 IP).....Mark Perkins at Winchester-1 (7/23/23, 5 IP)
Combined Shutout (9 IP) .. Perkins & Little vs New Market (7/11/23)
Combined Shutout (Under 9 IP)Trobaugh (3.1), Stryker (1.2),
Levari (2.0), Grzesiak (1.0) vs Staunton (6/6/24)
10+ strikeouts in a game.. Jeremy Goins vs Strasburg (8/2/23, 10)

4-strikeout inning Tyler McLoughlin vs Woodstock (8/3/22)
No-hitter Never

THE SOX TEAM...

Scored 20+ runs..... Never
Scored 15+ runs..... 19 vs Culpeper (7/28/24)
Scored 10+ runs..... 19 vs Culpeper (7/28/24)
8+ runs in an inning3rd at Staunton-1 (8 runs) (7/17/23)
7 runs in an inning.....3rd vs Culpeper (7/28/24)
6 runs in an inning.....5th vs Purcellville (8/1/24)
20+ hits in a game 20 at Purcellville (7/10/19)
15+ hits in a game 15 vs Covington (7/9/24)
8+ hits in an inning..... 9 vs Strasburg - 6th (6/27/17)
7 hits in an inning 2nd vs Waynesboro (7/4/22)
6 hits in an inning4th at Purcellville-1 (7/14/23)
7+ doubles in a game..... 7 at Harrisonburg (7/2/19)
6 doubles in a gameat Front Royal (7/28/23)
2+ triples in a game 3 at Harrisonburg (7/13/24)
6+ home runs in a game 6 at Strasburg (6/24/15)
5 home runs in a game..... at Strasburg (6/24/15)
4 home runs in a game..... at Strasburg (8/1/23)
15+ walks in a game..... 16 vs Woodstock (6/12/18)
10+ walks in a game..... 12 vs Culpeper (7/28/24)
5+ stolen bases in a game6 vs Harrisonburg (6/9/24)
Turned 4+ double plays 4 at Staunton (7/7)
Did not walk at Waynesboro (6/21/19)
Did not strike out vs Waynesboro (6/2/24)
Was shut out..... vs Winchester-1 (7/9/23)
Was no-hit.....vs Winchester-2 (6/20/21, 7 inn.)
Won in extras..... vs Purcellville (7/29/24, 10 inn.)
Lost in extras vs Harrisonburg (7/11/24, 10 inn.)
Won by run rule vs Culpeper, 7 innings (7/28/24)
Lost by run rule at Purcellville, 7 innings (7/31/24)
Blew lead in 9th inningat Covington (7/3/24, 1 run)

A SOX OPPONENT...

4+ hit game..... 4 - K. Freeman & M. Kohno, Purcellville (7/31/24)
4+ run game5 - Lincoln Pack, Purcellville (7/31/24)
4+ RBI game 7 - Kaleb Freeman, Purcellville (7/31/24)
Hit a grand slam D. Sorg & K. Freeman, Purcellville (7/31/24)
2-HR game Tomas Sanchez, Woodstock (7/22/22)
Walk-off..... Bryce Demory, Culpeper (7/18/24, Single)
No-hitter Kenneth Quijano, Winchester (6/20/21, 7 IP)
Complete gameEvan Smith, Harrisonburg (6/11/22)
10+strikeout gameFred Villarreal, Waynesboro (7/20/18, 10)
Scored 15+ runs.....21 runs, Purcellville (7/31/24)
Had 15+ hits 15 hits, Harrisonburg (6/9/24)
Was shut out..... Staunton (6/6/24)
Did not walk Winchester-1 (7/23/23)
Did not strike out Never

2025 CHARLOTTESVILLE TOM SOX GAME NOTES

MULTI-HIT GAMES

Multiple Hit Games	2	3	4	5+	Total
Colby Wallace	8	3	1	-	12
Ryan Wynn	7	4	-	-	11
Robbie Lavey	5	3	2	-	10
Johnnie Lopez	4	3	-	-	7
Nick Parham	6	-	-	-	6
Cooper Blausen	5	1	-	-	6
Jake Books	3	2	-	-	5
Ethan Gibson	4	1	-	-	5
Tommy Roldan	4	1	-	-	5
Caden Ferraro	4	1	-	-	5
Sam Mummau	4	-	-	-	4
Dean Mihos	4	-	-	-	4
Cale Stricklin	2	2	-	-	4
Cade Belyeu	4	-	-	-	4
James Taussig	2	1	-	-	3
David Wiley	1	-	-	-	1
Blake Brookins	1	-	-	-	1
Gavin Miller	1	-	-	-	1
Jack McMullan	1	-	-	-	1
TEAM	70	22	3	0	95

MULTI-RBI GAMES

Multiple RBI Games	2	3	4	5+	Total
Robbie Lavey	6	1	1	-	8
Cade Belyeu	3	3	-	-	6
Caden Ferraro	3	1	1	-	5
Tommy Roldan	3	1	-	1	5
Colby Wallace	3	1	1	-	5
Ethan Gibson	4	-	1	-	5
Ryan Wynn	4	-	1	-	5
Cooper Blausen	2	2	1	-	5
Johnnie Lopez	2	1	1	-	4
Sam Mummau	3	1	-	-	4
Nick Parham	1	1	1	-	3
Cale Stricklin	1	1	-	-	2
David Wiley	1	-	1	-	2
Jack McMullan	1	1	-	-	2
Dean Mihos	1	1	-	-	2
Jake Books	-	1	-	1	2
Blake Brookins	1	-	-	-	1
James Taussig	-	1	-	-	1
TEAM	39	17	9	2	67

HITTING STREAKS

Hitting Streaks	Longest	Current
Robbie Lavey	8	5
James Taussig	7	-
David Wiley	7	1
Ryan Wynn	7	2
Caden Ferraro	6	6
Jake Books	6	4
Cooper Blausen	6	5
Colby Wallace	6	2
Cade Belyeu	6	-
Tommy Roldan	5	-
Ethan Gibson	5	1
Dean Mihos	5	-
Johnnie Lopez	5	-
Landon Bruce	4	-
Gavin Miller	4	-
Jack McMullan	4	-
Cale Stricklin	4	-
Nick Parham	3	1
Sam Mummau	3	-
James Nunnallee	2	-

REACHED BASE STREAKS

Reached Base Streaks	Longest	Current
Dean Mihos	15	6
Ethan Gibson	14	4
Johnnie Lopez	13	-
Ryan Wynn	12	2
Caden Ferraro	12	6
Sam Mummau	11	4
James Taussig	9	9
Cale Stricklin	8	8
Tommy Roldan	8	-
Colby Wallace	8	5
Robbie Lavey	8	6
Jake Books	7	5
Cooper Blausen	7	5
David Wiley	7	1
Gavin Miller	6	-
Landon Bruce	6	1
Cade Belyeu	6	-
Nick Parham	5	1
Jack McMullan	5	1
Blake Brookins	5	5
James Nunnallee	5	5
Isaac VanderWoude	4	-
Matthew Sicoli	3	2
Nathan Fink	3	1
Landon Abrahamson	2	2
Kaegan Costa	1	-

COME-FROM-BEHIND WINS

DATE	OPPONENT	TRAILED (INN)	FINAL
------	----------	---------------	-------

BIG INNINGS (5+ RUNS or 10+ BATTERS)

DATE	OPPONENT	INN	RUNS	BATTERS
------	----------	-----	------	---------

GW RUN IN 9TH OR LATER

DATE	OPPONENT	FINAL (INN)	PLAY
------	----------	-------------	------

*walk-off

2025 CHARLOTTESVILLE TOM SOX GAME NOTES

HOME RUNS

NO.	PLAYER (#)	GAME	DATE	OPPONENT	PITCHER	ON BASE	INN	OUTS	COUNT	SCORE	FINAL
-----	------------	------	------	----------	---------	---------	-----	------	-------	-------	-------

* leadoff HR

^ walk-off HR

HR BREAKDOWN

Total HR:	0	With 0 Outs:	0
at Charlottesville HS:	0	With 1 Out:	0
On the Road:	0	With 2 Outs:	0
vs RHP:	0	Solo:	0
vs LHP:	0	2-Run:	0
		3-Run:	0
1st Inning:	0	Grand Slam:	0
2nd Inning:	0		
3rd Inning:	0	Count Even:	0
4th Inning:	0	Hitter's Count:	0
5th Inning:	0	(1-0, 2-0, 3-0, 3-1, 2-1)	
6th Inning:	0	Pitcher's Count:	0
7th Inning:	0	(0-1, 0-2, 1-2)	
8th Inning:	0	Full Count:	0
9th Inning:	0		
In Extra Innings:	0	Pinch-Hit:	0
		Back-to-Back:	0



RANDY TOMLIN
TOM SOX HEAD COACH
2nd SEASON

RECORD: 30-15

**CURRENT HEAD COACH AT
LIBERTY CHRISTIAN ACADEMY**

**FORMER COACH FOR NATIONALS
(MiLB) & LIBERTY UNIVERSITY**

**PITCHED FOR PITTSBURGH
PIRATES, 1990-94**

2025 CHARLOTTESVILLE TOM SOX GAME NOTES

GAME HIGHS (TEAM)	GAME HIGHS (INDIVIDUAL)	SUMMARY
BATTING	BATTING	OVERALL 0-0
At Bats:.....	At Bats:.....	HOME GAMES 0-0
Runs:.....	Runs:.....	AWAY GAMES 0-0
Hits:.....	Hits:.....	IN MAY 0-0
RBI:.....	RBI:.....	IN JUNE 0-0
Doubles:.....	Doubles:.....	IN JULY 0-0
Triples:.....	Triples:.....	ON MONDAY 0-0
Home Runs:.....	Home Runs:.....	ON TUESDAY 0-0
Total Bases:.....	Total Bases:.....	ON WEDNESDAY 0-0
Walks:.....	Walks:.....	ON THURSDAY 0-0
Strikeouts:.....	Strikeouts:.....	ON FRIDAY 0-0
Sac Hits:.....	Sac Hits:.....	ON SATURDAY 0-0
Sac Flies:.....	Sac Flies:.....	ON SUNDAY 0-0
Stolen Bases:.....	Stolen Bases:.....	IN DAY GAMES (BEFORE 6 PM) 0-0
Hit by Pitch:.....	Hit by Pitch:.....	IN NIGHT GAMES 0-0
Caught Stealing:.....	Caught Stealing:.....	IN GAME 1 OF DH 0-0
Runners LOB:.....	Runners LOB:.....	IN GAME 2 OF DH 0-0
Hit into DP:.....		AGAINST LEFTY STARTERS 0-0
		AGAINST RIGHTY STARTERS 0-0
		IN 1-RUN GAMES 0-0
		IN 2-RUN GAMES 0-0
		IN 5+RUN GAMES 0-0
		WHEN SCORING FIRST 0-0
		WHEN SCORING IN 1st INNING 0-0
		WHEN OPPONENT SCORES FIRST 0-0
		WHEN LEADING AFTER 6 0-0
		WHEN TRAILING AFTER 6 0-0
		WHEN TIED AFTER 6 0-0
		WHEN LEADING AFTER 7 0-0
		WHEN TRAILING AFTER 7 0-0
		WHEN TIED AFTER 7 0-0
		WHEN LEADING AFTER 8 0-0
		WHEN TRAILING AFTER 8 0-0
		WHEN TIED AFTER 8 0-0
		IN EXTRA INNINGS 0-0
		IN RUN-RULE GAMES 0-0
		IN SHUTOUTS 0-0
		WHEN SCORING 6+ RUNS 0-0
		WHEN ALLOWING UNDER 6 RUNS 0-0
		WHEN HITTING A HOME RUN 0-0
		WHEN OPPONENT HITS A HR 0-0
		WHEN OUT-HITTING OPPONENT 0-0
		WHEN OUT-HIT BY OPPONENT 0-0
		WHEN HITS ARE TIED 0-0
		WHEN WEARING GREEN JERSEYS 0-0
		WHEN WEARING BLUE JERSEYS 0-0
FIELDING	FIELDING	
Putouts:.....	Putouts:.....	
Assists:.....	Assists:.....	
Errors:.....	Errors:.....	
Passed Balls:.....	Passed Balls:.....	
DPs Turned:.....		
PITCHING	PITCHING	
Innings Pitched:.....	Innings Pitched:.....	
Runs Allowed:.....	Runs Allowed:.....	
Earned Runs:.....	Earned Runs:.....	
Walks Allowed:.....	Walks Allowed:.....	
Strikeouts:.....	Strikeouts:.....	
Hits Allowed:.....	Hits Allowed:.....	
Doubles Allowed:.....	Doubles Allowed:.....	
Triples Allowed:.....	Triples Allowed:.....	
Homers Allowed:.....	Homers Allowed:.....	
Wild Pitches:.....	Wild Pitches:.....	
Hit Batters:.....	Hit Batters:.....	

2025 CHARLOTTESVILLE TOM SOX GAME NOTES

OPPONENT SPLITS - BATTING



	AVG	GP-GS	AB	R	H	2B	3B	HR	RBI	TB	SLG	BB	HBP	SO	GDP	OBP	SF	SH	SB-ATT	PO	A	E	FLD
Totals																							
Opponents																							



	AVG	GP-GS	AB	R	H	2B	3B	HR	RBI	TB	SLG	BB	HBP	SO	GDP	OBP	SF	SH	SB-ATT	PO	A	E	FLD
Totals																							
Opponents																							



	AVG	GP-GS	AB	R	H	2B	3B	HR	RBI	TB	SLG	BB	HBP	SO	GDP	OBP	SF	SH	SB-ATT	PO	A	E	FLD
Totals																							
Opponents																							



	AVG	GP-GS	AB	R	H	2B	3B	HR	RBI	TB	SLG	BB	HBP	SO	GDP	OBP	SF	SH	SB-ATT	PO	A	E	FLD
Totals																							
Opponents																							



	AVG	GP-GS	AB	R	H	2B	3B	HR	RBI	TB	SLG	BB	HBP	SO	GDP	OBP	SF	SH	SB-ATT	PO	A	E	FLD
Totals																							
Opponents																							



	AVG	GP-GS	AB	R	H	2B	3B	HR	RBI	TB	SLG	BB	HBP	SO	GDP	OBP	SF	SH	SB-ATT	PO	A	E	FLD
Totals																							
Opponents																							



	AVG	GP-GS	AB	R	H	2B	3B	HR	RBI	TB	SLG	BB	HBP	SO	GDP	OBP	SF	SH	SB-ATT	PO	A	E	FLD
Totals																							
Opponents																							



	AVG	GP-GS	AB	R	H	2B	3B	HR	RBI	TB	SLG	BB	HBP	SO	GDP	OBP	SF	SH	SB-ATT	PO	A	E	FLD
Totals																							
Opponents																							



	AVG	GP-GS	AB	R	H	2B	3B	HR	RBI	TB	SLG	BB	HBP	SO	GDP	OBP	SF	SH	SB-ATT	PO	A	E	FLD
Totals																							
Opponents																							



	AVG	GP-GS	AB	R	H	2B	3B	HR	RBI	TB	SLG	BB	HBP	SO	GDP	OBP	SF	SH	SB-ATT	PO	A	E	FLD
Totals																							
Opponents																							



	AVG	GP-GS	AB	R	H	2B	3B	HR	RBI	TB	SLG	BB	HBP	SO	GDP	OBP	SF	SH	SB-ATT	PO	A	E	FLD
Totals																							
Opponents																							

2025 CHARLOTTESVILLE TOM SOX GAME NOTES

OPPONENT SPLITS - PITCHING



	ERA	W-L	APP	GS	CG	SHO	SV	IP	H	R	ER	BB	SO	2B	3B	HR	B/AVG	WP	HB	BK	SFA	SHA
Totals																						
Opponents																						



	ERA	W-L	APP	GS	CG	SHO	SV	IP	H	R	ER	BB	SO	2B	3B	HR	B/AVG	WP	HB	BK	SFA	SHA
Totals																						
Opponents																						



	ERA	W-L	APP	GS	CG	SHO	SV	IP	H	R	ER	BB	SO	2B	3B	HR	B/AVG	WP	HB	BK	SFA	SHA
Totals																						
Opponents																						



	ERA	W-L	APP	GS	CG	SHO	SV	IP	H	R	ER	BB	SO	2B	3B	HR	B/AVG	WP	HB	BK	SFA	SHA
Totals																						
Opponents																						



	ERA	W-L	APP	GS	CG	SHO	SV	IP	H	R	ER	BB	SO	2B	3B	HR	B/AVG	WP	HB	BK	SFA	SHA
Totals																						
Opponents																						



	ERA	W-L	APP	GS	CG	SHO	SV	IP	H	R	ER	BB	SO	2B	3B	HR	B/AVG	WP	HB	BK	SFA	SHA
Totals																						
Opponents																						



	ERA	W-L	APP	GS	CG	SHO	SV	IP	H	R	ER	BB	SO	2B	3B	HR	B/AVG	WP	HB	BK	SFA	SHA
Totals																						
Opponents																						



	ERA	W-L	APP	GS	CG	SHO	SV	IP	H	R	ER	BB	SO	2B	3B	HR	B/AVG	WP	HB	BK	SFA	SHA
Totals																						
Opponents																						



	ERA	W-L	APP	GS	CG	SHO	SV	IP	H	R	ER	BB	SO	2B	3B	HR	B/AVG	WP	HB	BK	SFA	SHA
Totals																						
Opponents																						



	ERA	W-L	APP	GS	CG	SHO	SV	IP	H	R	ER	BB	SO	2B	3B	HR	B/AVG	WP	HB	BK	SFA	SHA
Totals																						
Opponents																						



	ERA	W-L	APP	GS	CG	SHO	SV	IP	H	R	ER	BB	SO	2B	3B	HR	B/AVG	WP	HB	BK	SFA	SHA
Totals																						
Opponents																						

2025 CHARLOTTESVILLE TOM SOX GAME NOTES

STARTING LINEUPS - BATTING ORDER

[illegible]

2025 CHARLOTTESVILLE TOM SOX GAME NOTES

STARTING LINEUPS - POSITION

[illegible]

2025 CHARLOTTESVILLE TOM SOX GAME NOTES



2024 Charlottesville Tom Sox Baseball Overall Statistics for Charlottesville (End of Season) (All games Sorted by Batting avg)



Record: 30-15 Home: 19-6 Away: 11-10 : 0-0

Player	avg	ab	r	h	2B	3B	hr	rbi	bb	slg%	bb	bp	sf	ops	ops%	of	ab	ab-st	ao	a	o	ops%	
Colby Wallace	.348	32-31	115	27	40	7	1	2	22	.65	.478	17	4	21	2	.442	2	0	4-7	51	26	5	.939
Ryan Wynn	.333	33-29	120	25	40	7	3	1	22	.56	.467	12	3	26	3	.404	1	0	1-2	41	51	3	.968
Robbie Lowry	.315	37-32	180	82	41	7	0	6	80	.66	.608	21	1	29	2	.412	1	0	1-1	202	34	3	.986
Ethan Gibson	.227	36-35	119	38	27	6	1	1	19	.38	.319	32	1	33	0	.392	1	1	10-10	47	72	8	.937
Sam Maramou	.206	34-29	97	24	20	4	1	1	18	.29	.299	20	5	25	2	.369	0	1	5-5	65	43	9	.923
<hr/>																							
Cade Behru	.414	30-30	29	14	12	2	1	5	18	.81	1.068	4	8	5	0	.545	3	0	3-3	17	1	3	.957
Jake Books	.370	14-12	46	12	17	6	0	1	10	.26	.565	9	1	14	1	.482	0	0	1-2	20	1	2	.913
Blake Brookins	.333	5-5	12	4	4	0	0	1	3	.7	.683	4	1	3	0	.500	1	0	0-0	13	1	0	1.000
James Taussig	.324	10-8	34	6	11	2	0	0	3	.13	.382	6	2	10	0	.452	0	0	4-5	6	1	0	1.000
Caden Ferraro	.319	20-20	69	19	22	8	0	0	17	.80	.485	22	2	17	2	.489	1	0	3-4	121	34	4	.971
Cooper Blauser	.296	21-20	71	13	21	4	1	3	23	.36	.507	12	1	15	4	.386	4	1	0-0	13	14	1	.964
David Wiley	.281	18-9	82	5	9	1	0	1	8	.13	.406	4	4	7	1	.425	0	0	1-1	18	1	1	.950
Johnnie Lopez	.281	27-23	89	21	25	4	0	3	15	.38	.427	14	3	28	0	.389	2	2	7-10	39	20	12	.831
Cale Stricklin	.278	30-26	72	16	20	1	0	0	15	.21	.292	26	3	14	1	.485	0	0	0-0	172	34	1	.985
Gavin Miller	.250	7-6	24	5	6	1	1	1	2	.12	.500	4	2	6	1	.400	0	0	1-1	25	5	3	.909
Tommy Roldan	.246	18-18	65	17	16	1	1	1	17	.22	.388	14	5	14	2	.407	2	0	1-1	11	2	2	.867
Dean Mihos	.239	29-25	92	23	22	5	1	0	12	.29	.315	16	9	15	1	.402	0	1	7-10	54	2	0	1.000
Landon Bruce	.235	9-5	17	4	4	0	0	0	2	.4	.235	7	1	7	0	.480	0	0	3-3	9	0	1	.944
Nick Parham	.230	29-26	87	15	20	4	1	0	16	.26	.299	17	8	25	0	.402	0	1	2-2	42	27	8	.896
Jack McMullen	.160	24-13	60	8	8	4	0	1	8	.15	.300	8	1	23	1	.279	2	0	0-0	88	6	1	.990
James Nunnallee	.154	5-3	13	2	2	0	0	0	1	.2	.154	1	3	0	1	.353	0	0	2-2	9	0	0	1.000
Nathan Fink	.111	7-1	9	0	1	0	0	0	0	.1	.111	2	1	5	0	.333	0	0	0-0	4	1	0	1.000
Matthew Sicoli	.091	7-6	22	6	2	0	0	0	2	.2	.091	8	1	6	2	.355	0	0	4-4	9	0	0	1.000
Eric VancloPanic	.083	9-3	12	3	1	0	0	1	2	.4	.333	5	1	5	0	.389	0	0	0-1	5	4	0	1.000
Macho Santiago	.000	3-1	3	0	0	0	0	0	0	.000	.000	0	0	2	0	.000	0	0	0-0	0	2	1	.667
Kaseon Costa	.000	2-0	1	0	0	0	0	0	1	.000	.000	1	0	0	0	.500	0	0	0-0	2	0	0	1.000
Ashur Caraher	.000	1-0	1	0	0	0	0	0	0	.000	.000	0	0	1	0	.000	0	0	0-0	1	0	0	1.000
London Alacharom	.000	2-0	0	1	0	0	0	0	0	.000	.000	1	1	0	0	1.000	0	0	0-0	0	0	1	1.000
Totals	.273	44	1431	340	391	74	12	29	286	.576	.403	287	72	356	26	.414	20	7	60-74	1107	366	80	.948
Opponents	.225	44	1364	216	307	47	2	21	179	.421	.309	237	48	386	23	.355	18	18	58-76	1085	345	76	.950

LOB - Team (399), Opp (369), DPs turned - Team (28), Opp (33), 1BB - Team (1), R Livery 1, Opp (6), Picked off - N Parham 1, E Gibson 1.

2025 CHARLOTTESVILLE TOM SOX GAME NOTES



2024 Charlottesville Tom Sox Baseball Game Results for Charlottesville (End of Season) (All games)



Date	Opponent	Score	Inns	Overall	Pitcher of record	Attend	Time
May 31, 2024	at Staunton	L 8-9	9	0-1-0	0-0-0	P O'Beirne (L 0-1)	0 3:02
Jun 01, 2024	CULPEPER	W 10-3	9	1-1-0	0-0-0	B Gastman (W 1-0)	356 3:27
Jun 02, 2024	WAYNESBORO	W 16-1	7	2-1-0	0-0-0	J Hays (W 1-0)	252 2:12
Jun 06, 2024	STAUNTON	W 10-0	8	3-1-0	0-0-0	C Stryker (W 1-0)	221 2:38
Jun 07, 2024	at Culpeper	W 10-2	9	4-1-0	0-0-0	I Fix (W 1-0)	0 2:50
Jun 08, 2024	at Waynesboro	W 16-1	7	5-1-0	0-0-0	T Boston (W 1-0)	0 2:18
Jun 09, 2024	HARRISONBURG	L 8-12	9	5-2-0	0-0-0	B Gastman (L 1-1)	462 3:35
Jun 11, 2024	COVINGTON	W 10-6	9	6-2-0	0-0-0	M Laveri (W 1-0)	320 2:39
Jun 12, 2024	at Harrisonburg	L 1-10	9	6-3-0	0-0-0	H Trobaugh (L 0-1)	318 2:51
Jun 13, 2024	at Staunton	W 4-1	9	7-3-0	0-0-0	I Fix (W 2-0)	0 2:41
Jun 14, 2024	CULPEPER	W 5-4	(11)	8-3-0	0-0-0	A Alexander (W 1-0)	167 3:24
Jun 15, 2024	WAYNESBORO	W 10-2	9	9-3-0	0-0-0	B Gastman (W 2-1)	207 2:29
Jun 16, 2024	at Covington	W 6-4	9	10-3-0	0-0-0	D Powell (W 1-0)	0 3:10
Jun 18, 2024	COVINGTON	W 11-2	9	11-3-0	0-0-0	C Stryker (W 2-0)	319 2:53
Jun 19, 2024	at Culpeper	W 4-3	9	12-3-0	0-0-0	B Olsen (W 1-0)	0 2:23
Jun 20, 2024	at Waynesboro	L 6-10	9	12-4-0	0-0-0	N Sulptzle (L 0-1)	0 3:18
Jun 21, 2024	HARRISONBURG	W 9-5	9	13-4-0	0-0-0	A Alexander (W 2-0)	228 2:59
Jun 22, 2024	at Staunton	W 11-5	9	14-4-0	0-0-0	B Olsen (W 2-0)	0 3:25
Jun 23, 2024	STAUNTON	W 6-2	9	15-4-0	0-0-0	B Gastman (W 3-1)	267 2:51
Jun 26, 2024	at Covington	W 6-1	5	16-4-0	0-0-0	P O'Beirne (W 1-1)	0 1:43
Jun 27, 2024	STAUNTON	L 3-7	9	16-5-0	0-0-0	T Boston (L 1-1)	248 2:53
Jun 28, 2024	WAYNESBORO	W 8-2	9	17-5-0	0-0-0	C Wallace (W 1-0)	258 2:30
Jul 01, 2024	at Harrisonburg	L 4-10	9	17-6-0	0-0-0	T Whelan (L 0-1)	0 3:03
Jul 02, 2024	at Harrisonburg	W 9-7	9	18-6-0	0-0-0	B Olsen (W 2-0)	406 2:50
Jul 03, 2024	at Covington	L 6-7	(10)	18-7-0	0-0-0	C Stryker (L 2-1)	0 3:17
Jul 05, 2024	at Waynesboro	W 16-4	5	19-7-0	0-0-0	T Boston (W 2-1)	0 2:01
Jul 06, 2024	CULPEPER	W 8-5	9	20-7-0	0-0-0	B Gastman (W 4-1)	396 2:48
Jul 07, 2024	at Staunton	L 10-11	(11)	20-8-0	0-0-0	C Ferraro (L 0-1)	0 4:35
Jul 09, 2024	COVINGTON	W 11-1	8	21-8-0	0-0-0	P O'Beirne (W 2-1)	0 3:27
Jul 11, 2024	HARRISONBURG	L 1-3	(10)	21-9-0	0-0-0	D Powell (L 1-1)	381 3:00
Jul 13, 2024	at Harrisonburg	W 9-3	9	22-9-0	0-0-0	R Grzesiak (W 1-0)	0 2:49
Jul 14, 2024	STAUNTON	W 10-4	9	23-9-0	0-0-0	T Boston (W 3-1)	231 2:59
Jul 17, 2024	WAYNESBORO-1	W 11-1	6	24-9-0	0-0-0	C Stryker (W 3-1)	184 2:10
Jul 17, 2024	WAYNESBORO-2	W 0-0	1	25-9-0	0-0-0	None	- FORF
Jul 18, 2024	at Culpeper	L 5-6	9	25-10-0	0-0-0	D Kampschror (L 0-1)	0 2:47
Jul 19, 2024	COVINGTON	W 2-1	7	26-10-0	0-0-0	T Boston (W 4-1)	392 2:02
Jul 20, 2024	CULPEPER	L 11-15	9	26-11-0	0-0-0	L Abrahamson (L 0-1)	313 3:43
Jul 21, 2024	at Covington	L 2-6	9	26-12-0	0-0-0	C Wallace (L 1-1)	0 2:30
Jul 22, 2024	at Culpeper	L 1-2	6	26-13-0	0-0-0	C Stryker (L 3-2)	0 1:51
Jul 26, 2024	#3 CULPEPER	L 1-4	9	26-14-0	0-0-0	J Hays (L 1-1)	336 3:06
Jul 27, 2024	at #3 Culpeper	W 8-1	9	27-14-0	0-0-0	C Stryker (W 4-2)	0 2:40
Jul 28, 2024	#3 CULPEPER	W 19-2	7	28-14-0	0-0-0	T Whelan (W 1-1)	448 2:28
Jul 29, 2024	#1 PURCELLVILLE	W 7-5	(10)	29-14-0	0-0-0	R Grzesiak (W 2-0)	242 3:23
Jul 31, 2024	at #1 Purcellville	L 8-21	7	29-15-0	0-0-0	F Menendez (L 0-1)	1176 3:11
Aug 01, 2024	#1 PURCELLVILLE	W 9-5	9	30-15-0	0-0-0	C Stryker (W 5-2)	521 3:03

⚾ South Division Championship

⚾ Valley League Championship

⚾ extra inning game

2025 CHARLOTTESVILLE TOM SOX GAME NOTES



2024 Charlottesville Tom Sox Baseball Games Summary for Charlottesville (End of Season) (All games)



Score by innings	1	2	3	4	5	6	7	8	9	EX	Total
Charlottesville	50	51	45	48	32	40	20	33	15	6	340
Opponents	26	31	28	29	23	20	22	14	16	7	216

Record when ...											
Overall	30-15							After 6 leading		22-4	
Conference	0-0						 trailing		2-10	
Non-Conference	30-15						 tied		2-0	
Home games	19-5							After 7 leading		18-1	
Away games	11-10						 trailing		2-11	
Neutral site	0-0						 tied		2-1	
Day games	2-1							After 8 leading		16-1	
Night games	28-14						 trailing		2-10	
vs Left starter	7-2						 tied		2-2	
vs Right starter	22-13										
1-Run games	4-5							Hit 0 home runs		13-11	
2-Run games	3-1							... 1 home run		11-3	
5+Run games	15-3							... 2+ home runs		6-1	
Extra innings	2-3										
Shutouts	2-0							Opponent 0 home runs		23-6	
							 1 home run		7-4	
							 2+ HRs		0-5	
Scoring 0-2 runs	2-5							Made 0 errors		8-4	
..... 3-5 runs	5-3						 1 error		6-3	
..... 6-9 runs	9-5						 2+ errors		16-8	
..... 10+ runs	14-2										
Opponent 0-2 runs	16-1							Opp. made 0 errors		5-1	
..... 3-5 runs	12-2						 1 error		11-4	
..... 6-9 runs	2-5						 2+ errors		14-10	
..... 10+ runs	0-7										
Scored in 1st inning	16-5							Out-hit opponent		26-2	
Opp. scored in 1st	9-4							Out-hit by opponent		1-11	
Scores first	21-8							Hits are tied		3-2	
Opp. scores first	8-7										

Record when team scores:

Runs	0	1	2	3	4	5	6	7	8	9	10+
W-L	1-0	0-4	1-1	1-1	2-1	2-1	2-2	1-0	2-3	4-0	14-2

Record when opponent scores:

Runs	0	1	2	3	4	5	6	7	8	9	10+
W-L	2-0	8-0	6-1	3-1	4-1	5-0	1-2	1-2	0-0	0-1	0-7

Record when leading after:

Inn.	1	2	3	4	5	6	7	8
W-L	12-5	19-6	21-4	22-5	23-5	22-4	18-1	16-1

Record when trailing after:

Inn.	1	2	3	4	5	6	7	8
W-L	6-4	5-8	5-8	3-9	2-10	2-10	2-11	2-10

Record when tied after:

Inn.	1	2	3	4	5	6	7	8
W-L	11-6	5-1	3-3	4-1	2-0	2-0	2-1	2-2

Current winning streak: 1

Longest winning streak: 6

Longest losing streak: 4

Home attendance : 7738 (23 dates avg = 336)

Away attendance : 1904 (21 dates avg = 90)

Total attendance: 9642 (44 dates avg = 219)

2025 CHARLOTTESVILLE TOM SOX GAME NOTES

2024 Charlottesville Tom Sox Baseball Team Game-by-Game for Charlottesville (End of Season) Batting (All games)

Date	Opponent	ab	r	h	bi	2b	3b	hr	bb	bbi	sh	sc	lbp	sc	cl	slp	k	pp	a	e	bb	avg	
May 31	at Staunton	34	8	11	7	2	0	1	16	4	0	1	0	2	1	1	2	11	24	6	3	7	.324
Jun 01	CULPEPER	33	10	8	10	0	0	2	14	13	0	5	0	1	0	1	0	12	27	7	5	14	.284
Jun 02	WAYNESBORO	29	16	13	16	2	0	2	21	6	0	2	0	5	0	2	1	0	21	11	0	11	.333
Jun 06	STAUNTON	34	10	11	9	1	1	0	14	10	0	2	0	0	1	0	0	11	24	9	1	12	.331
Jun 07	at Culpeper	35	10	10	9	1	0	3	20	11	0	2	1	2	0	1	1	11	27	14	2	9	.321
Jun 08	at Waynesboro	29	16	10	14	2	1	1	17	13	0	2	0	2	0	0	2	3	21	9	0	7	.325
Jun 09	HARRISONBURG	36	8	9	4	4	0	0	13	9	0	6	0	3	0	0	0	10	27	11	6	13	.313
Jun 11	COVINGTON	31	10	8	9	3	1	2	19	5	0	3	0	3	0	1	1	6	27	7	1	6	.307
Jun 12	at Harrisonburg	30	1	3	1	1	0	0	4	5	0	2	0	3	0	0	0	12	24	11	3	10	.285
Jun 13	at Staunton	32	4	6	3	2	0	0	8	8	0	0	0	1	0	1	0	15	27	11	0	11	.276
Jun 14	CULPEPER	39	5	9	3	1	1	0	11	3	0	1	0	0	0	1	0	11	33	11	3	10	.271
Jun 15	WAYNESBORO	32	10	9	9	1	1	1	15	6	0	3	1	1	0	0	0	10	27	7	2	5	.272
Jun 16	at Covington	35	6	9	5	1	0	1	13	9	0	2	0	2	0	0	1	7	27	5	2	13	.270
Jun 18	COVINGTON	30	11	10	9	1	0	1	14	8	0	0	2	3	0	0	1	7	27	6	3	6	.275
Jun 19	at Culpeper	31	4	6	3	1	0	0	7	7	0	2	0	2	0	1	1	7	27	11	0	10	.269
Jun 20	at Waynesboro	38	6	12	2	2	0	0	14	4	0	2	0	1	1	0	1	9	24	9	5	11	.273
Jun 21	HARRISONBURG	34	9	10	8	3	0	1	16	5	0	4	0	4	0	0	0	12	27	9	2	10	.274
Jun 22	at Staunton	39	11	12	7	3	0	2	21	8	0	3	1	1	0	0	0	7	27	4	3	10	.276
Jun 23	STAUNTON	29	6	7	4	1	0	0	8	7	0	1	0	0	0	1	1	4	27	10	2	7	.275
Jun 26	at Covington	20	5	7	2	0	0	0	7	6	0	1	0	1	0	1	0	2	15	8	1	8	.277
Jun 27	STAUNTON	34	3	7	2	1	0	0	8	2	0	0	0	0	0	0	1	12	27	5	3	6	.273
Jun 28	WAYNESBORO	26	3	4	3	2	0	1	9	4	0	0	1	0	0	0	0	7	27	6	2	2	.269
Jul 01	at Harrisonburg	35	4	7	2	1	0	0	8	7	0	1	0	0	0	0	0	8	24	7	1	11	.266
Jul 02	at Harrisonburg	37	9	12	8	2	0	0	14	8	0	2	1	0	0	1	1	14	27	5	2	10	.269
Jul 03	at Covington	38	6	8	5	3	0	0	11	10	0	1	0	0	0	1	1	13	29	12	0	14	.266
Jul 05	at Waynesboro	27	16	12	15	3	2	0	19	7	0	0	0	1	0	2	0	6	15	5	0	6	.272
Jul 06	CULPEPER	34	8	10	7	1	0	1	14	4	0	1	0	2	1	0	0	10	27	12	1	9	.272
Jul 07	at Staunton	43	10	11	7	1	0	2	18	7	1	1	2	1	0	1	0	11	31	14	0	11	.272
Jul 09	COVINGTON	36	11	15	8	4	0	0	19	7	0	1	0	2	0	0	3	5	24	6	2	11	.277
Jul 11	HARRISONBURG	37	1	6	1	1	0	0	7	4	0	2	0	3	0	0	1	7	30	20	4	14	.273
Jul 13	at Harrisonburg	37	9	12	6	3	3	0	21	5	0	1	0	1	1	0	0	8	27	9	2	11	.275
Jul 14	STAUNTON	33	10	11	10	2	0	0	13	8	0	2	0	3	0	2	1	5	27	10	2	12	.276
Jul 17	WAYNESBORO	26	11	12	10	3	0	1	18	12	0	0	3	1	0	0	0	5	18	9	1	10	.281
Jul 17	WAYNESBORO	0	0	0	0	0	0	0	0	0	0	0	0	0	0	0	0	0	0	0	0	0	.281
Jul 18	at Culpeper	30	5	6	4	1	1	1	11	4	0	0	0	2	0	0	3	7	24	11	1	4	.279
Jul 19	COVINGTON	21	2	3	2	1	0	0	4	1	0	1	0	2	0	0	0	5	21	9	4	4	.276
Jul 20	CULPEPER	38	11	10	10	3	0	1	16	7	0	0	0	1	0	0	1	14	27	6	4	11	.276
Jul 21	at Covington	32	2	6	2	2	0	0	8	4	0	0	0	1	0	0	1	5	24	12	3	8	.273
Jul 22	at Culpeper	22	1	4	1	1	0	0	4	2	0	0	0	0	0	1	0	3	18	11	0	6	.272
Jul 26	CULPEPER	33	1	5	1	0	0	0	5	2	0	2	0	2	0	0	0	10	27	10	1	9	.269
Jul 27	at Culpeper	39	8	13	8	3	0	2	22	2	0	0	1	1	0	1	0	9	27	9	0	11	.271
Jul 28	CULPEPER	29	19	10	18	3	0	1	16	12	0	1	0	6	0	0	0	6	21	4	2	10	.272
Jul 29	PURCELLVILLE	29	7	6	7	1	0	1	10	12	0	0	1	2	2	0	0	4	30	5	0	12	.271
Jul 31	at Purcellville	29	8	9	7	1	1	0	12	7	0	0	0	1	0	0	1	10	18	4	0	8	.272
Aug 01	PURCELLVILLE	36	9	12	8	2	0	1	17	5	0	0	0	3	0	0	0	5	27	7	1	11	.273
Totals		1431	340	391	286	74	12	29	576	287	1	60	14	72	7	20	26	356	1107	366	80	399	.273

2025 CHARLOTTESVILLE TOM SOX GAME NOTES



2024 Charlottesville Tom Sox Baseball Miscellaneous Stats for Charlottesville (End of Season) (All games)



STARTERS SUMMARY

Player	#	Position										Batting Order									
		p	c	1b	2b	3b	ss	M	cf	rf	of	dh	1st	2nd	3rd	4th	5th	6th	7th	8th	9th
Ethan Gibson	35	.	.	3	5	.	23	.	2	1	.	1	19	11	.	.	1	2	2	.	.
Robbie Lavey	32	.	16	7	9	.	.	20	9	2	1	.	.	.
Colby Wallace	31	2	.	5	.	12	.	2	.	1	.	11	.	.	4	24	2	1	.	.	.
Ryan Wynn	29	.	.	.	17	1	7	2	.	1	.	1	1	18	.	.	3	2	4	1	.
Sam Mummau	29	.	.	2	8	1	8	5	.	4	.	1	2	6	3	18
Nick Parham	26	.	.	1	7	2	6	2	.	8	.	.	.	2	12	10	2
Cale Stricklin	26	.	20	3	3	.	2	.	1	.	.	3	12	8
Dean Mihos	25	6	19	.	.	.	12	1	2	7	3
Johnnie Lopez	23	.	.	.	1	10	.	1	10	1	.	.	10	1	1	.	5	4	2	.	.
Tommy Roldan	21	3	10	.	8	.	8	6	3	1
Calen Ferraro	20	.	.	17	.	.	.	2	.	1	3	3	14
Cooper Blauser	20	15	.	1	.	3	.	1	15	4	1	.
Jack McMullan	13	.	8	1	4	8	5	.
Jake Books	12	2	.	9	.	1	.	.	3	1	2	3	3	.	.
Cade Belyeu	10	9	1	.	.	.	2	7	1
David Wiley	9	5	2	1	.	1	2	5	2	.	.
James Taussig	8	4	.	2	.	2	6	2	.	.
James Hays	8	8
Trevor Borton	7	7
Gavin Miller	6	.	.	3	.	3	2	4
Matthew Scoll	6	4	.	1	.	1	3	1	1	1	.
Landon Bruce	5	.	.	.	3	.	.	2	5
Blake Brookins	5	.	.	2	.	.	.	3	3	2	.	.	.
Palmer O'Beirne	4	4
Chase Stryker	4	4
Hutson Trobaugh	3	3
Bobby Olsen	3	3
Thomas Whelan	3	3
Isaac VanderWou	3	.	.	.	2	.	.	1	1	1	.	.	1
James Nunnallee	3	1	2	1	.	1	.	1
Isaac Fix	3	3
Ethan Sutton	2	2
Nick Sulpizio	1	1
Macho Santiago	1	.	.	.	1	1
Landon Abrahams	1	1
Nathan Fink	1	1	1	.

2025 CHARLOTTESVILLE TOM SOX GAME NOTES

PHOTO ROSTER



36 Evan Alwine
RHP | Florida International



37 Jason Ban
LHP | Davidson



20 Alex Bingle
LHP | James Madison



35 Trevor Booton
RHP | Auburn



21 Jett Bristow
OF/RHP | Virginia



39 Walker Buchanan
OF/INF | Virginia



1 Jesus Cesari
UTL | SE Arkansas College



6 Kaegan Costa
C | Paul D Camp CC



24 Elijah Coston
UTL | VCU




44 Gian De Castro
UTL | Arizona State



23 Eli DeRossi-Cytron
RHP | Mount St. Mary's



27 Tristan Dietrich
LHP | Florida International



22 Lane Duff
LHP | James Madison



42 JT Gibson
LHP | Kennesaw State



14 Kyle Langley
OF | James Madison



25 Tim Lawson
RHP | North Carolina



11 Bradley Link
RHP | Pensacola State College



19 Hudson Lutterman
INF | Virginia Tech



40 Andrew Mannelly
OF | Wofford



32 Dawson Newman
LHP | Coastal Carolina



10 Patrick Niehus
INF | Gardner-Webb



James Nunnallee
OF | Virginia



12 Riley Roarty
RHP | VCU



15 Tanner Schaedel
UTL | Old Dominion




18 Jackson Sirois
INF | Virginia



45 Addison Stockham
LHP | Eastern Kentucky



3 Adonys Velez
INF | Florida International




26 Braden Weaver
OF | Liberty



4 JD Wolff
UTL | Air Force



29 Randy Tomlin
Head Coach




41 Thomas Abell
Assistant Coach



17 Jim Darin
Assistant Coach



11 Joey Davis
Assistant Coach



50 Chris Glaize
Assistant Coach



28 Coy Tomlin
Assistant Coach