



# 2025 GAME NOTES

FOUR-TIME VBL CHAMPIONS | SIX VBL CHAMPIONSHIP APPEARANCES



**CONTACT: NATHAN SCHWARTZ | E: NATHANSCHWARTZ@TOMSOX.ORG | C: (301) 980-5319**

## 2025 SCHEDULE

### OVERALL

1-2

HOME  
ROAD  
STREAK

0-2  
1-0  
W1

|     |      |                 |           |
|-----|------|-----------------|-----------|
| Sat | 5/31 | HARRISONBURG    | L 9-1     |
| Sun | 6/1  | WOODSTOCK       | L 8-7     |
| Tue | 6/3  | at Waynesboro   | W 10-9    |
| Wed | 6/4  | FRONT ROYAL     | 7 p.m.    |
| Thu | 6/5  | at Covington    | 6:30 p.m. |
| Fri | 6/6  | STAUNTON        | 7 p.m.    |
| Sat | 6/7  | WAYNESBORO      | 4 p.m.    |
| Sun | 6/8  | at Winchester   | 7 p.m.    |
| Tue | 6/10 | CULPEPER        | 7 p.m.    |
| Wed | 6/11 | at Staunton     | 7:30 p.m. |
| Thu | 6/12 | STRASBURG       | 7 p.m.    |
| Fri | 6/13 | at Culpeper     | 7 p.m.    |
| Sat | 6/14 | COVINGTON       | 4 p.m.    |
| Sun | 6/15 | at Purcellville | 7 p.m.    |
| Tue | 6/17 | at Strasburg    | 7 p.m.    |
| Thu | 6/19 | HARRISONBURG    | 7 p.m.    |
| Fri | 6/20 | at Waynesboro   | 7 p.m.    |
| Sat | 6/21 | at Culpeper     | 7 p.m.    |
| Sun | 6/22 | NEW MARKET      | 1 p.m.    |
| Mon | 6/23 | at Culpeper     | 7 p.m.    |
| Tue | 6/24 | STAUNTON        | 7 p.m.    |
| Wed | 6/25 | at Covington    | 6:30 p.m. |
| Thu | 6/26 | at Woodstock    | 7 p.m.    |
| Fri | 6/27 | WAYNESBORO      | 7 p.m.    |
| Sat | 6/28 | at Staunton     | 7:30 p.m. |
| Sun | 6/29 | PURCELLVILLE    | 1 p.m.    |
| Tue | 7/1  | at Harrisonburg | 7 p.m.    |
| Wed | 7/2  | at Covington    | 6:30 p.m. |
| Thu | 7/3  | STAUNTON        | 7 p.m.    |
| Sat | 7/5  | HARRISONBURG    | 4 p.m.    |
| Sun | 7/6  | WINCHESTER      | 1 p.m.    |
| Tue | 7/8  | at Waynesboro   | 7 p.m.    |
| Wed | 7/9  | CULPEPER        | 7 p.m.    |
| Thu | 7/10 | at Front Royal  | 7 p.m.    |
| Fri | 7/11 | COVINGTON       | 7 p.m.    |
| Sat | 7/12 | at Harrisonburg | 7 p.m.    |
| Wed | 7/16 | at New Market   | 7:30 p.m. |
| Thu | 7/17 | CULPEPER        | 7 p.m.    |
| Fri | 7/18 | COVINGTON       | 7 p.m.    |
| Sat | 7/19 | at Harrisonburg | 7 p.m.    |
| Sun | 7/20 | WAYNESBORO      | 1 p.m.    |
| Mon | 7/21 | at Staunton     | 7:30 p.m. |

All times Eastern & subject to change.  
Home games indicated in **CAPS & BOLD**.

**GAME 4 | WEDNESDAY, JUNE 4 | 7:00 PM | vs. FRONT ROYAL | CHO AIRPORT FIELD**

**WATCH: FACEBOOK & YOUTUBE LIVE | LISTEN: VBL AUDIO**

**Commentators:** Jeremy Rose & Daniel Stein



### FRONT ROYAL CARDINALS

2-1

**Head Coach:** Mike Smith  
2-1 (1st season)

### CHARLOTTESVILLE TOM SOX

1-2

**Head Coach:** Randy Tomlin  
31-17 (2nd season)



**PROBABLE STARTER**  
RHP KAI HANASAKI

**PROBABLE STARTER**  
LHP JT GIBSON

## SERIES HISTORY

**ALL-TIME:** CHARLOTTESVILLE LEADS 19-6 | **STREAK:** W2 | **LAST MEETING:** W, 4-2 (7/30/23)  
**IN FRONT ROYAL:** 7-4 | **IN CHARLOTTESVILLE:** 11-2 | **POSTSEASON:** 2-1 | **LAST 10:** 8-2

## BACK ON TRACK

- The Charlottesville Tom Sox won their first game of the 2025 season on Tuesday night in Waynesboro, taking care of the Generals, 10-9
- The 'Sox used a six-run eighth inning to erase a five-run deficit and earn the comeback victory
- Patrick Niehus** (Gardner-Webb) got the scoring started in the eighth with a bases-clearing double to score three runs
- Hudson Lutterman** (Virginia Tech) added an RBI single, and then RBI walks from **Jesus Cesari** (Southeast Arkansas) and **Kyle Langley** (James Madison) gave the 'Sox the lead, which they didn't give up
- Tim Lawson** (North Carolina), **Gian De Castro** (Arizona State) and **Trevor Booton** (Auburn) all made their season debuts, and each played an important role
- Lawson earned the start, and went two innings giving up two runs on two hits
- De Castro didn't get a hit, but he walked twice and made some stellar plays at the hot corner
- Booton pitched in a game for the first time since July 19, 2024, and earned the win, going two innings and only allowing one run on three hits
- Charlottesville also walked 14 times in Tuesday's win, the second most in a single game in franchise history
- Every Tom Sox starter reached base safely, with both Langley and Niehus each reaching base safely three times

## 10TH SEASON OF TOM SOX BASEBALL

- 2025 marks the tenth season of Charlottesville Tom Sox baseball
- Since 2015, the team's inaugural season, the 'Sox have won four Valley League Championships, appeared in the championship series six times, and been a step in over 30 professional player's journeys
- Over the last decade, the Tom Sox have won 254 games, and have a winning percentage of .602

## RETURNING 'SOX

- The Tom Sox are excited to welcome back three players from last year's Valley League title team back to CHO Airport Field at Charlottesville High School
- James Nunnallee** (Virginia), **Kaegan Costa** (Paul D Camp CC), and **Trevor Booton** (Auburn) were all on last year's team, and are on this year's Opening Day roster

## COAST TO COAST

- Charlottesville's active roster features 26 players from Division I and three Junior College players across 15 conferences in college baseball
- The 'Sox are from eight states across the country (Florida, Georgia, Illinois, Kentucky, Maryland, North Carolina, Pennsylvania, Virginia), with Virginia being the most represented (14 players)

## YESTERDAY'S LINEUP

| Pos. | #  | Name             | School        | B/T | Avg. | R | H | RBI | BB | OPS   | SB-ATT | Of Note                              |
|------|----|------------------|---------------|-----|------|---|---|-----|----|-------|--------|--------------------------------------|
| CF   | 14 | Kyle Langley     | James Madison | L/L | .231 | 3 | 3 | 5   | 2  | .871  | 1-1    | Leads team in RBI                    |
| 2B   | 18 | Jackson Sirois   | Virginia      | R/R | .231 | 2 | 3 | 0   | 2  | .564  | 0-1    | Reached base 3x at Waynesboro        |
| 3B   | 44 | Gian De Castro   | Arizona State | L/R | .000 | 1 | 0 | 0   | 2  | .333  | 0-1    | Made season debut at Waynesboro      |
| 1B   | 10 | Patrick Niehus   | Gardner-Webb  | R/R | .273 | 2 | 3 | 5   | 4  | .831  | 0-0    | Reached base 7x in last two games    |
| LF   | 19 | Hudson Lutterman | Virginia Tech | R/R | .273 | 1 | 3 | 2   | 1  | .930  | 0-0    | Leads team in OPS                    |
| SS   | 3  | Adonys Velez     | FIU           | R/R | .167 | 3 | 2 | 0   | 1  | .433  | 1-1    | Played both 2B and SS so far         |
| RF   | 15 | Tanner Schaedel  | Old Dominion  | R/R | .364 | 2 | 4 | 0   | 0  | .864  | 0-0    | Leads team in AVG and Hits           |
| DH   | 24 | Elijah Coston    | VCU           | L/L | .000 | 1 | 0 | 0   | 2  | .500  | 0-0    | Two-way player                       |
| C    | 6  | Kaegan Costa     | Paul D. Camp  | R/R | .500 | 0 | 1 | 1   | 1  | 1.267 | 0-1    | Collected first hit & RBI on Tuesday |

**1st Base Coach:** Thomas Abell | **3rd Base Coach:** Randy Tomlin | **Mound Visits:** Chris Glaze | **Pitching Changes:** Randy Tomlin

# 2025 CHARLOTTESVILLE TOM SOX GAME NOTES

## QUICK FACTS

### TEAM

Name.....Charlottesville Tom Sox  
Location ..... Charlottesville, Virginia  
Founded ..... 2014  
Governing Org.....Charlottesville Community  
.....Baseball, Inc.  
Colors ..... Green, Blue, Grey  
Mascot .....Prairiewether Lewis ("Lewie")  
League .....Valley Baseball League (VBL)  
President/General Manager.....Chesley Mullins  
Vice President.....Jud Foster  
Treasurer .....Michael Phillips

### STADIUM

Home Stadium.....Charlottesville High School  
Capacity .....3,256  
Dimensions..... LF-320, CF-385, RF-290

### COACHING STAFF

**Head Coach**.....**Randy Tomlin**  
Alma Mater ..... Liberty  
Year with Charlottesville ..... 2nd  
**Assistant Coach**.....**Chris Glaize**  
Alma Mater ..... Bridgewater  
Year with Charlottesville ..... 1st  
**Assistant Coach**.....**Joey Davis**  
Alma Mater ..... Ohio Dominican  
Year with Charlottesville ..... 1st  
**Assistant Coach**.....**Jim Darin**  
Alma Mater ..... Virginia/Averett  
Year with Charlottesville ..... 4th (2nd stint)  
**Assistant Coach**.....**Coy Tomlin**  
Year with Charlottesville ..... 2nd  
**Assistant Coach**.....**Thomas Abell**  
Year with Charlottesville ..... 1st

### PROGRAM HISTORY

First Season.....2015  
All-Time Record (10th season) 254-168 (.602)  
VBL Championships .....4 (2017, '19, '22, '24)  
Finals Appearances.....6 (2017-19, 2022-24)

### MEDIA INFO

X/Twitter ..... @CvilleTomSox  
Instagram ..... @cvilletomsox  
Facebook..... @CvilleTomSox  
YouTube..... @cvilletomsox  
TikTok..... @cvilletomsox  
Website ..... TomSox.org

**Primary Contact**..... **Nathan Schwartz**  
Email ..... nathanschwartz@tomsox.org  
Phone ..... (301) 980-5319

### SCOUTING THE CARDINALS

- Front Royal comes to Charlottesville after dropping Tuesday's contest against New Market, 9-3
- The Cardinals won their first two games of the season against Purcellville and Covington
- Jay Campbell is leading the charge for the Cardinals offense, hitting for a .455 AVG, with a HR, 2B and 4 RBI
- Campbell holds the team lead in AVG, OPS, Hits, HR, and RBI, while being tied for the team lead in 2B, HBP and SB
- Pitching wise, as a team, the Cardinals sport the third-best ERA in the Valley League at 4.33
- Tonight's game is the 26th overall meeting between Charlottesville and Front Royal, with the 'Sox winning 19 of the first 25
- The last time these two teams clashed was in the first round of the 2023 Valley League Playoffs, when the 'Sox won game three of the series, 4-2, ending Front Royal's season

### COACHES CORNER

- **Randy Tomlin**, the reigning VBL South Division Coach of the Year, returns to Charlottesville for his second season at the helm of the Tom Sox
- Last season, Tomlin became the third Tom Sox head coach to earn Coach of the Year honors, joining Corey Hunt (2017) and Kory Koehler (2021)
- Tomlin led the 'Sox to a 30-15 overall record in his first season, a league-best 26-13 regular season record, and the fourth Valley Baseball League Championship in team history
- Tomlin is also the current head coach at Liberty Christian Academy
- Under Tomlin, the Tom Sox finished top three in the VBL in batting average, runs scored, ERA and WHIP during the regular season
- Randy's son, **Coy Tomlin**, also returns for his second season as an assistant coach, where he will continue to bring infectious energy to the ballpark each night
- Assistant coaches **Thomas Abell**, **Jim Darin**, **Joey Davis** (Hitting), and **Chris Glaize** (Pitching) round out the 2025 staff
- Darin, previously on Corey Hunt's staff from 2017-2019, rejoins the staff after three trips to the Valley League Championship
- Davis, the hitting coach, is a two-time World Series champion, spent 10 years as a major league scout for the Toronto Blue Jays, Philadelphia Phillies, and Atlanta Braves, and has previously coached at Berry College, St. Leo College, Western Kentucky, as well as both the Blue Jays and Phillies organizations
- Glaize, the pitching coach, is currently the head coach at Brookville High School in Lynchburg, VA, and has previously served as an assistant coach for the Purcellville Cannons and Winchester Royals

### A JAM-PACKED SCHEDULE

- The Valley Baseball League and Charlottesville Tom Sox have announced exciting changes for the 2025 schedule
- Inter-division play returns this season as part of the 42-game slate, with every team playing each team in their own division six times (three home and three road), and every team in the other division twice (one home and one road)
- Another exciting change this season revolves around the brand-new playoff format, which grants a playoff berth to all 12 teams
- The top two seeds in each division will receive a first-round bye, while seeds 3-6 play their preliminary single-elimination game, then the remaining teams will play out the quarterfinal and semifinal games in order to determine who punches each division's ticket to the championship, which remains a three-game series

### A MAGICAL 2024

- It was a magical season in Charlottesville a year ago, as the Tom Sox brought home the VBL title for the fourth time in franchise history
- Throughout the regular season, the 'Sox were stellar, as

they secured their second consecutive VBL regular season crown, finishing 0.5 games ahead of Purcellville at 26-13 on the year

- They carried home a division title for the fourth straight season, winning the South by four games over Harrisonburg
- The Tom Sox rolled through June with relative ease, going 17-4, scoring in double-digits in nine of those 21 games
- The 'Sox felt more adversity in July as rosters began to turn over, but they never lost consecutive games until after they locked up the division title
- **Colby Wallace** (East Carolina) paced Charlottesville's offense in the regular season, winning the league batting title with a .470 batting average
- He added a team-leading .464 on-base percentage and also ranked among the league's best in slugging percentage (.489)
- Including the playoffs, Wallace hit for a team-best .348 batting average, tallied 10 extra base hits, and drove in 22 runs
- **Ryan Wynn** (Wofford) and **Robbie Lavey** (George Washington) also put forth impressive seasons
- Lavey paced the team among active players with six home runs (including playoffs), while Wynn ranked among the league's top five sluggers with seven doubles, three triples, a home run, and a .467 slugging percentage
- A variety of arms led the 'Sox throughout the year, including **Chase Stryker**, who held a 2.27 ERA in 35.2 innings, and **James Hays** (Stetson) who carried a 3.94 ERA in 32 innings
- **Trevor Booton** (Auburn), **Daniel Powell**, (Kennesaw State), **Ryan Grzesiak** (Florida Southwestern), **Bobby Olsen** (Villanova), and **Will Pearson** (Iowa) were among those making the biggest impacts out of the bullpen
- In the South Division Championship Series, Culpeper took game one, 4-1, putting the 'Sox in elimination mode
- In response to the game one loss, the 'Sox put up 27 runs across the next two games, winning game two, 8-1, and game three, 19-2 in seven innings
- The 19 runs scored in game three is a Tom Sox playoff record, and tied the franchise record for most runs scored in a game
- In the Valley League Championship Series against Purcellville, the Tom Sox and Cannons put on a show
- In game one, the Cannons led 5-3 in the bottom of the eighth, but **Robbie Lavey** (George Washington) came up clutch with a two-run single to tie the game
- In extras, **Sam Mummau** (Jacksonville) blasted a walk-off two run homer to give the 'Sox a 1-0 series lead
- Game two was a much different story for the 'Sox though
- Charlottesville scored seven runs in its first two at-bats, but then Purcellville responded to that deficit with 21 unanswered runs, and evened the series with a 21-8 run-rule win
- In the deciding game three, it was the Cannons taking an early lead, holding a 4-0 advantage going into the bottom of the fifth
- The Tom Sox responded with a six-run fifth, highlighted by RBI singles from **Colby Wallace** (East Carolina) and **Caden Ferraro** (Blinn)
- **Chase Stryker** limited the Cannons offense in the middle innings, and Cooper Blauser's two-run homer in the eighth provided the insurance Charlottesville needed
- Daniel Powell struck out the side in the ninth, sealing the fourth Valley League Championship in Charlottesville Tom Sox franchise history

### 'SOX ON THE ROAD TO OMAHA

- 24 former Tom Sox competed in this year's NCAA Tournament with their eyes set on reaching the College World Series in Omaha, NE
- The 'Sox were represented in 10 of the 16 NCAA Regionals across the country, including six players playing in the Conway Regional hosted by Coastal Carolina
- Several 'Sox thrived during Regionals, which you can read more about [here](#).
- Eight of those players (**John Armstrong** - Auburn, **Cade**

# 2025 CHARLOTTESVILLE TOM SOX GAME NOTES

**Belyeu** - Auburn, **Dean Mihos** - Coastal Carolina, **Zach Root** - Arkansas, **Cale Stricklin** - Auburn, **Justin Thomas** - Arkansas, **Derek Williams** - Miami) advanced to the NCAA Super Regionals, which start on Friday

## 'SOX IN THE PROS

- Four former Tom Sox are currently playing in the majors (**Connor Gillispie** - Marlins, **Vinnie Pasquantino** - Royals, **Carson Spiers** - Reds, **Wyatt Langford** - Rangers)
- Gillispie, Pasquantino, and Spiers all played for Charlottesville in 2017 when the 'Sox won their first VBL title, while Langford played for the Tom Sox in 2021
- The 'Sox also have 29 former players currently playing Minor League Baseball
- Kyle Nicolas**, who pitched for Charlottesville in 2018, made his MLB Debut with the Pittsburgh Pirates in 2023, and has appeared in 62 games

- Nicolas is currently playing for the Pirates AAA affiliate, the Indianapolis Indians

## A WINNING MODEL

- The Tom Sox have been the Valley League's most successful team since winning their first title in 2017
- The 'Sox have appeared in all but one championship series since 2017 and have won the league title in four of the last seven seasons
- Charlottesville's 190-99 record since the start of the 2017 season is the best in the VBL
- Charlottesville's seven championship appearances and four titles since 2017 are both the most in the VBL over that span
- The Tom Sox have won the VBL title in alternating seasons since 2017 ('17, '19, '22 (2020 season cancelled), '24)

## TALE OF THE TAPE

### OFFENSE

| Front Royal  |                          | Charlottesville |
|--------------|--------------------------|-----------------|
| .247         | Batting Avg.             | .230            |
| .733         | OPS                      | .714            |
| 7            | Runs/Game                | 6               |
| 5            | Doubles                  | 3               |
| 1            | Home Runs                | 2               |
| 7.67         | Walks/Game               | 8.33            |
| 8.67         | Strikeouts/Game          | 9               |
| 8-11 (72.7%) | Stolen Bases-Att. (Pct.) | 2-6 (33.3%)     |

### DEFENSE

| Front Royal |                     | Charlottesville |
|-------------|---------------------|-----------------|
| 4.33        | ERA                 | 7.67            |
| .266        | Opponent BA         | .259            |
| 6.33        | Walks per 9 IP      | 8.33            |
| 6.66        | Strikeouts per 9 IP | 8.33            |
| 1.05        | Strikeouts per Walk | 1               |
| 1.78        | WHIP                | 1.83            |
| .953        | Fielding Pct.       | .946            |
| 4           | Errors              | 6               |

## TEAM LEADERS

### OFFENSE

| Front Royal           |              | Charlottesville        |
|-----------------------|--------------|------------------------|
| Jay Campbell (.455)   | Batting Avg. | Tanner Schaezel (.364) |
| Jay Campbell (1.318)  | OPS          | H. Lutterman (.930)    |
| Brandon Butler (4)    | Runs         | Langley & Velez (3)    |
| Jay Campbell (4)      | RBI          | Langley & Niehus (5)   |
| Five players (1)      | Doubles      | Three players (1)      |
| Jay Campbell (1)      | Home Runs    | N/A                    |
| Butler & Figueroa (5) | Walks        | Cesari & Niehus (4)    |
| Three players (2)     | Stolen Bases | Langley & Velez (1)    |

Min: 2.7 PA/team game | Average stats include active players only

### DEFENSE

| Front Royal        |                 | Charlottesville      |
|--------------------|-----------------|----------------------|
| J. Bellhorn (0.00) | ERA             | Jason Ban (0.00)     |
| Ryan Kopp (5.0)    | Innings Pitched | DeRossi-Cytron (5.0) |
| Duggan & Leach (1) | Wins            | Trevor Booton (1)    |
| N/A                | Saves           | Jason Ban (1)        |
| Logan Creamer (4)  | Walks           | Bradley Link (5)     |
| Ryan Curl (4)      | Strikeouts      | Bradley Link (6)     |
| J. Bellhorn (.267) | Opponent AVG    | Jason Ban (.000)     |
| Ryan Curl (.60)    | WHIP            | Jason Ban (1.00)     |

Min: 0.8 IP/team game | Average stats include active players only

## MEDIA INFORMATION

**COMMUNICATIONS:** Nathan Schwartz handles communications for the Charlottesville Tom Sox. For any questions, interviews, or requests, contact Nathan at [nathanschwartz@tomsox.org](mailto:nathanschwartz@tomsox.org) or (301) 980-5319.

**INTERVIEWS:** All interviews must be arranged with prior notice by contacting Nathan Schwartz. Most interviews will take place prior to and during batting practice on game days. 24 hours of advance notice is appreciated.

**ADMISSION:** Media should mention their affiliation at the gate to receive free admission.

**FACILITIES:** The Tom Sox are unable to provide a standard press box for coverage. Print media are encouraged to cover the game from atop the press box or in the stands. Cameras are allowed throughout the stadium.

**LIVE STATS:** The Valley League's live statistics are powered by Pointstreak. Access all live VBL games at [bit.ly/VBLLiveStats](https://bit.ly/VBLLiveStats).

**WATCH & LISTEN:** All Tom Sox home and away games are available to view live by visiting the [Charlottesville Tom Sox Facebook page](#) or [Tom Sox YouTube channel](#). Audio-only streams are available on the Valley Baseball League Audio Network at [bit.ly/VBLAudio](https://bit.ly/VBLAudio).

**FOLLOW THE SOX:** The most up-to-date team information is located on the team's official social media accounts, @CvilleTomSox.



**WATCH MORE:** The Tom Sox YouTube channel provides an inside look into Tom Sox baseball. Check out more at [Tom Sox YouTube channel](#).

## AROUND THE LEAGUE

### VALLEY LEAGUE STANDINGS

#### NORTH

|                | W-L | PCT.  | LAST 10 | STREAK |
|----------------|-----|-------|---------|--------|
| 1. Woodstock   | 3-0 | 1.000 | 3-0     | W3     |
| 2. Front Royal | 2-1 | .667  | 2-1     | L1     |
| Winchester     | 2-1 | .667  | 2-1     | W1     |
| 4. New Market  | 1-2 | .333  | 1-2     | W1     |
| Purcellville   | 1-2 | .333  | 1-2     | W1     |
| Strasburg      | 1-2 | .333  | 1-2     | L1     |

#### SOUTH

|                    | W-L | PCT.  | LAST 10 | STREAK |
|--------------------|-----|-------|---------|--------|
| 1. Harrisonburg    | 4-0 | 1.000 | 4-0     | W4     |
| 2. Staunton        | 3-1 | .750  | 3-1     | L1     |
| 3. Charlottesville | 1-2 | .333  | 1-2     | W1     |
| 4. Covington       | 1-3 | .250  | 1-3     | L2     |
| Waynesboro         | 1-3 | .250  | 1-3     | L1     |
| 6. Culpeper        | 0-3 | .000  | 0-3     | L3     |

### TONIGHT'S MATCHUPS

|                              | Time    |
|------------------------------|---------|
| Purcellville at Harrisonburg | 7 ET    |
| Waynesboro at Culpeper       | 7 ET    |
| Woodstock at Strasburg       | 6 ET    |
| Covington at Staunton        | 7:30 ET |
| Winchester at New Market     | 7:30 ET |

### SOUTH DIV. PLAYERS OF THE WEEK

--

## LAST MEETING

Charlottesville 4, Front Royal 2

Jul 30, 2023 at Charlottesville, VA (CHO Airport Field)

| BATTING              | AB | R | H | RBI |
|----------------------|----|---|---|-----|
| Kyle Edwards SS      | 4  | 1 | 0 | 0   |
| Brice Martinez 2B    | 3  | 1 | 0 | 0   |
| Chris Arroyo 1B      | 4  | 1 | 2 | 1   |
| Sergio Rivera PR/CF  | 0  | 1 | 0 | 0   |
| Nathan Fink RF       | 4  | 0 | 0 | 0   |
| Aidan Teel DH        | 4  | 1 | 2 | 1   |
| Henry Ford 3B        | 2  | 1 | 2 | 1   |
| David Wiley CF/LF    | 2  | 0 | 0 | 0   |
| Salvy Alvarez C      | 4  | 0 | 1 | 1   |
| Garrett Spikes LF/1B | 2  | 0 | 0 | 1   |
| Totals               | 30 | 4 | 7 | 4   |

| PITCHING              | IP  | H | R | ER | BB | SO |
|-----------------------|-----|---|---|----|----|----|
| Mike Eggert (W, 2-0)  | 8.0 | 5 | 2 | 2  | 0  | 7  |
| David Utagawa (SV, 1) | 1.0 | 1 | 0 | 0  | 1  | 3  |
| Totals                | 9.0 | 6 | 2 | 2  | 1  | 10 |



# 2025 CHARLOTTESVILLE TOM SOX GAME NOTES

## ACTIVE ROSTER

| No. | Name               | Pos.   | B/T | Ht.  | Wt. | Year | Hometown / School                                |
|-----|--------------------|--------|-----|------|-----|------|--|
| 1   | Jesus Cesari       | UTL    | R/R | 5'8  | 160 | SO   | Charlottesville, VA / Southeast Arkansas College |
| 3   | Adonys Velez       | INF    | R/R | 6'1  | 190 | SO   | Orlando, FL / Florida International              |
| 4   | JD Wolff           | UTL    | L/R | 5'8  | 170 | SO   | Greencastle, PA / Air Force                      |
| 6   | Kaegan Costa       | C      | R/R | 5'11 | 190 | JR   | Palmyra, VA / Paul D Camp                        |
| 10  | Patrick Niehus     | INF    | R/R | 6'2  | 200 | SO   | Bradenton, FL / Gardner-Webb                     |
| 11  | Bradley Link       | RHP    | R/R | 5'10 | 180 | R-SO | Palm Beach Gardens, FL / Pensacola State College |
| 12  | Riley Roarty       | RHP    | L/R | 6'5  | 205 | SO   | Midlothian, VA / VCU                             |
| 14  | Kyle Langley       | OF     | L/L | 5'11 | 185 | JR   | Arlington, VA / James Madison                    |
| 15  | Tanner Schaedel    | INF    | R/R | 6'2  | 190 | SO   | Virginia Beach, VA / Old Dominion                |
| 18  | Jackson Sirois     | INF    | R/R | 6'0  | 180 | SO   | Leesburg, VA / Virginia                          |
| 19  | Hudson Lutterman   | INF    | R/R | 5'10 | 185 | SO   | La Grange, KY / Virginia Tech                    |
| 20  | Alex Binger        | LHP    | L/L | 6'3  | 200 | SO   | Charlottesville, VA / James Madison              |
| 21  | Jett Bristow       | OF     | R/R | 6'4  | 196 | FR   | Richmond, VA / Virginia                          |
| 22  | Lane Duff          | LHP    | R/L | 6'3  | 200 | R-SO | Forest, VA / James Madison                       |
| 23  | Eli DeRossi-Cytron | RHP    | R/R | 6'3  | 203 | R-SO | Frederick, MD / Mount St. Mary's                 |
| 24  | Elijah Coston      | OF/LHP | L/L | 6'2  | 195 | SO   | Chester, VA / VCU                                |
| 25  | Tim Lawson         | LHP    | L/L | 6'4  | 220 | SO   | Chapel Hill, NC / North Carolina                 |
| 26  | Braden Weaver      | OF     | R/R | 5'10 | 190 | R-FR | Forest, VA / Liberty                             |
| 27  | Tristan Dietrich   | LHP    | R/L | 6'5  | 194 | JR   | Phoenixville, PA / Florida International         |
| 32  | Dawson Newman      | LHP    | R/L | 6'2  | 180 | SO   | Chesapeake, VA / Coastal Carolina                |
| 35  | Trevor Booton      | RHP    | R/R | 6'4  | 220 | R-SO | LaGrange, GA / Auburn                            |
| 36  | Evan Alwine        | RHP    | R/R | 6'5  | 225 | JR   | Altoona, PA / Florida International              |
| 37  | Jason Ban          | LHP    | L/L | 6'2  | 205 | JR   | Glenview, IL / Davidson                          |
| 39  | Walker Buchanan    | OF     | R/R | 6'3  | 230 | JR   | Jupiter, FL / Virginia                           |
| 40  | Andrew Mannelly    | OF     | L/L | 6'0  | 200 | SR   | Sandy Springs, GA / Wofford                      |
| 42  | JT Gibson          | LHP    | R/L | 6'4  | 215 | R-JR | McLean, VA / Kennesaw State                      |
| 44  | Gian De Castro     | UTL    | L/R | 6'4  | 225 | SO   | Weston, FL / Arizona State                       |
| 45  | Addison Stockham   | LHP    | L/L | 6'3  | 225 | JR   | Lexington, KY / Eastern Kentucky                 |
|     | James Nunnallee    | OF     | L/R | 6'0  | 185 | SO   | Aldie, VA / Virginia                             |

## COACHING STAFF

**HEAD COACH:** 29 Randy Tomlin (2nd season)

**ASSISTANT COACH:** 17 Jim Darin (4th)

**ASSISTANT COACH:** 28 Coy Tomlin (2nd)

**ASSISTANT COACH:** 34 Joey Davis (1st)

**ASSISTANT COACH:** 41 Thomas Abell (1st)

**ASSISTANT COACH:** 50 Chris Glaize (1st)

## PRONOUNCIATION GUIDE

|                            |           |
|----------------------------|-----------|
| Evan <b>Alwine</b>         | All-wine  |
| Trevor <b>Booton</b>       | Boot-in   |
| Eli DeRossi- <b>Cytron</b> | Sit-trin  |
| Tristan <b>Dietrich</b>    | Dee-trick |
| <b>Gian</b> De Castro      | Gee-ahn   |
| Chris <b>Glaize</b>        | Glaze     |
| <b>Kaegan</b> Costa        | Kay-gan   |

|                         |             |
|-------------------------|-------------|
| Hudson <b>Lutterman</b> | LOOT-er-man |
| Patrick <b>Niehus</b>   | KNEE-us     |
| James <b>Nunnallee</b>  | None-uh-lee |
| Tanner <b>Schaedel</b>  | Shay-dull   |
| Jackson <b>Sirois</b>   | Sih-ROY     |
| Adonys <b>Velez</b>     | Ve-lez      |


# 2025 CHARLOTTESVILLE TOM SOX GAME NOTES

## TONIGHT'S STARTER

# 42

SCHOOL: **KENNESAW STATE**

HOMETOWN: **MCLEAN, VA**



YEAR

BATS/THROWS

**R-JR**

**R/L**

HEIGHT

WEIGHT

**6'4"**

**215 lbs**

## JT GIBSON LEFT-HANDED PITCHER

### SEASON STATS

| ERA  | W-L     | APP | GS   | CG   | SHO | SV | IP | H | R | ER | BB | SO | 2B | 3B | HR | B/Avg | WP | HBP | BK | SFA | SHA |
|------|---------|-----|------|------|-----|----|----|---|---|----|----|----|----|----|----|-------|----|-----|----|-----|-----|
|      |         |     |      |      |     |    |    |   |   |    |    |    |    |    |    |       |    |     |    |     |     |
| WHIP | P/START | K/9 | BB/9 | K/BB | H/9 |    |    |   |   |    |    |    |    |    |    |       |    |     |    |     |     |

### ER ALLOWED BY INNING

| INN  | 1 | 2 | 3 | 4 | 5 | 6 | 7 | 8 | 9 | EX. |
|------|---|---|---|---|---|---|---|---|---|-----|
| Runs | 0 | 0 | 0 | 0 | 0 | 0 | 0 | 0 | 0 | 0   |

### SEASON GAME-BY-GAME

| DATE | OPPONENT | IP | H | R-ER | BB | K | XBH | NP | DEC |
|------|----------|----|---|------|----|---|-----|----|-----|
|      |          |    |   |      |    |   |     |    |     |
|      |          |    |   |      |    |   |     |    |     |
|      |          |    |   |      |    |   |     |    |     |
|      |          |    |   |      |    |   |     |    |     |
|      |          |    |   |      |    |   |     |    |     |
|      |          |    |   |      |    |   |     |    |     |
|      |          |    |   |      |    |   |     |    |     |

### TOM SOX PITCHING - SEASON

|          | W-L (S) | ERA | IP | H | R-ER | BB | SO | BAA | HR |
|----------|---------|-----|----|---|------|----|----|-----|----|
| Totals   |         |     |    |   |      |    |    |     |    |
| Starters |         |     |    |   |      |    |    |     |    |
| Bullpen  |         |     |    |   |      |    |    |     |    |
| Home     |         |     |    |   |      |    |    |     |    |
| Road     |         |     |    |   |      |    |    |     |    |
| May      |         |     |    |   |      |    |    |     |    |
| June     |         |     |    |   |      |    |    |     |    |
| July     |         |     |    |   |      |    |    |     |    |

### SEASON HIGHS


|            |                          |
|------------|--------------------------|
| <b>0.0</b> | INNINGS PITCHED (START)  |
| <b>0.0</b> | INNINGS PITCHED (RELIEF) |
| <b>0</b>   | STRIKEOUTS               |
| <b>0</b>   | HITS ALLOWED             |
| <b>0</b>   | ER ALLOWED               |
| <b>0</b>   | WALKS ALLOWED            |
| <b>0</b>   | BATTERS FACED            |

### SEASON NOTES (AT KSU)

- 1.2 scoreless innings at Louisiana Tech (3/30)
- Two scoreless outings vs. Georgia (2/18 & 4/29)

# 2025 CHARLOTTESVILLE TOM SOX GAME NOTES

## PITCHER NOTES



### 11 BRADLEY LINK

**POS HT WT B/T YR**  
RHP 5'10" 180 R/R R-SO

**PENSACOLA STATE COLLEGE**  
PALM BEACH GARDENS, FL



**LAST APPEARANCE**  
6/3 at Waynesboro

**FINAL LINE**  
1.0 IP, 0 H, 4 ER, 4 BB, 1 K

**0-1, 0 SV, 3.0 IP, 21.00 ERA, 5 BB, 6 K**

- Was first player to take the mound for the Tom Sox in 2025 season
- Collected five strikeouts in two innings of work
  - Served as a steady late game relief arm and made a few starts for PSC this spring
  - Held a 8.51 K/9 across 24.1 innings pitched
  - Pitched three scoreless innings and picked up a win against Northwest Florida State College (4/12)
  - Fired in 3.2 scoreless innings and only allowed one hit against Florida Southwestern (5/2)
  - Registered three or more strikeouts five times

### SEASON HIGHS (AT PSC)

**INNINGS:** 3.2 (5/2 @ Florida Southwestern)  
**HITS ALLOWED:** 5  
**ER ALLOWED:** 4  
**BB ALLOWED:** 2 (5x)  
**STRIKEOUTS:** 5 (4/26 @ Chipola College)  
**BATTERS FACED:** 16  
**PITCHES:** 49 (5/2 @ Florida Southwestern)



### 12 RILEY ROARTY

**POS HT WT B/T YR**  
RHP 6'5" 205 L/R SO

**VCU**  
MIDLOTHIAN, VA



**LAST APPEARANCE**  
5/31 vs. Harrisonburg

**FINAL LINE**  
2.0 IP, 3 H, 4 R (3 ER), 3 BB, 1 K

**0-0, 0 SV, 2.0 IP, 13.50 ERA, 3 BB, 1 K**

- Saw consistent opportunities during weekend series in his first season of college baseball
- Picked up first collegiate strikeout in first collegiate appearance at North Carolina (2/25)
  - Had multiple strikeouts vs. Virginia, Fordham, St. Bonaventure and Richmond

### SEASON HIGHS (AT VCU)

**INNINGS:** 3.1 (5/4 @ St. Bonaventure)  
**HITS ALLOWED:** 5 (5/4 @ St. Bonaventure)  
**ER ALLOWED:** 5 (5/10 vs. Richmond)  
**BB ALLOWED:** 5 (5/10 vs. Richmond)  
**STRIKEOUTS:** 2 (4x)  
**BATTERS FACED:** 16 (5/10 vs. Richmond)  
**PITCHES:** 57 (5/10 vs. Richmond)



### 20 ALEX BINGER

**POS HT WT B/T YR**  
LHP 6'3" 200 L/L SO

**JAMES MADISON**  
CHARLOTTESVILLE, VA



**LAST APPEARANCE**  
6/1 vs. Woodstock

**FINAL LINE**  
L, 1.0 IP, 3 H, 3 R (2 ER), 1 BB, 2 K

**0-1, 0 SV, 1.0 IP, 18.00 ERA, 1 BB, 2 K**

- Consistent middle reliever for the Dukes in his first collegiate season
- Fired in first collegiate strikeout at Virginia Tech (2/26)
  - Earned career highs in innings pitched and strikeouts at Charlotte (3/11)
  - Only gave up runs in five of his 15 appearances

### SEASON HIGHS (AT JMU)

**INNINGS:** 3.2 (3/8 at Charlotte)  
**HITS ALLOWED:** 3 (4/29 at Radford)  
**ER ALLOWED:** 4 (4/29 at Radford)  
**BB ALLOWED:** 2 (4x)  
**STRIKEOUTS:** 6 (3/8 at Charlotte)  
**BATTERS FACED:** 13 (3/8 at Charlotte)  
**PITCHES:** 50 (3/8 at Charlotte)



### 22 LANE DUFF

**POS HT WT B/T YR**  
LHP 6'3" 200 R/L R-SO

**JAMES MADISON**  
FOREST, VA



**LAST APPEARANCE**  
6/3 at Waynesboro

**FINAL LINE**  
3.0 IP, 4 H, 2 ER, 2 BB, 1 K

**0-0, 0 SV, 4.0 IP, 6.75 ERA, 3 BB, 2 K**

### IN TRANSFER PORTAL

- Short usage reliever for JMU this spring
- Struck out his first collegiate batter in first collegiate appearance at Virginia Tech (2/26)
  - Nine scoreless outings
  - Played under Randy Tomlin at Liberty Christian Academy

### SEASON HIGHS (AT JMU)

**INNINGS:** 1.2 (3/30 at Louisiana)  
**HITS ALLOWED:** 3 (3/1 at Fairfield)  
**ER ALLOWED:** 5 (3/1 at Fairfield)  
**BB ALLOWED:** 3 (4/4 vs. Georgia State)  
**STRIKEOUTS:** 2 (4x)  
**BATTERS FACED:** 7 (3/30 at Louisiana)  
**PITCHES:** 28 (4/4 vs. Georgia State)

# 2025 CHARLOTTESVILLE TOM SOX GAME NOTES

## PITCHER NOTES



### 23 ELI DEROSSI-CYTRON

POS HT WT B/T YR  
RHP 6'3" 203 R/R R-SO

MOUNT ST. MARY'S  
FREDERICK, MD



#### LAST APPEARANCE

6/1 vs. Woodstock

#### FINAL LINE

5.0 IP, 4 H, 3 ER, 1 BB, 1 K

0-0, 0 SV, 5.0 IP, 5.40 ERA, 1 BB, 1 K

Has the longest start for a Tom Sox pitcher this season (Vs. Woodstock on 6/1)

- Threw four scoreless innings after giving up a three-run homer in his first inning of work
- Appeared in both a starter and reliever role for The Mount, making eight starts and six relief appearances
- Tossed two quality starts in first year with the Mountaineers (3/9 vs. Sacred Heart, 5/16 vs. Manhattan)
- Had five or more strikeouts in six appearances
- Multiple strikeouts in all but one appearance
- Opened 2025 season with four scoreless innings at Norfolk State (2/14)

### SEASON HIGHS (AT MSM)

INNINGS: 6.2 (3/9 vs. Sacred Heart)  
HITS ALLOWED: 8 (2x)  
ER ALLOWED: 6 (5/11 at Saint Peter's)  
BB ALLOWED: 6 (3/23 vs. Niagara)  
STRIKEOUTS: 9 (3/9 vs. Sacred Heart)  
BATTERS FACED: 28 (4/19 vs. Marist)  
PITCHES: 93 (2x)



### 25 TIM LAWSON

POS HT WT B/T YR  
LHP 6'4" 220 L/L SO

NORTH CAROLINA  
CHAPEL HILL, NC



#### LAST APPEARANCE

6/3 at Waynesboro

#### FINAL LINE

2.0 IP, 2 H, 2 ER, 0 BB, 2 K

0-0, 0 SV, 2.0 IP, 9.00 ERA, 0 BB, 2 K

Two-sport athlete for North Carolina

- TE on football team (did not appear in fall 2024 season)
- LHP on baseball team

### SEASON HIGHS

INNINGS: 2.0 (6/3 at Waynesboro)  
HITS ALLOWED: 2 (6/3 at Waynesboro)  
ER ALLOWED: 2 (6/3 at Waynesboro)  
BB ALLOWED: N/A  
STRIKEOUTS: 2 (6/3 at Waynesboro)  
BATTERS FACED: 9 (6/3 at Waynesboro)  
PITCHES: 38 (6/3 at Waynesboro)



### 27 TRISTAN DIETRICH

POS HT WT B/T YR  
LHP 6'5" 194 R/L JR

FLORIDA INTERNATIONAL  
PHOENIXVILLE, PA



#### LAST APPEARANCE

6/1 vs. Woodstock

#### FINAL LINE

1.0 IP, 0 H, 0 R, 2 BB, 0 K

0-0, 0 SV, 1.0 IP, 0.00 ERA, 2 BB, 0 K

### IN TRANSFER PORTAL

High-usage reliever for FIU down the stretch in his sophomore campaign

- Two scoreless appearances to end his season vs. Sam Houston and Kennesaw State
- Multiple strikeouts in five games
- Career-high 3.0 IP vs. Miami (4/23)
- 18th round pick by the Miami Marlins in the 2023 MLB Draft

### SEASON HIGHS (AT FIU)

INNINGS: 3.0 (4/23 vs. Miami)  
HITS ALLOWED: 4 (4/29 @ Florida Atlantic)  
ER ALLOWED: 3 (4/15 @ FGCU)  
BB ALLOWED: 3 (3x)  
STRIKEOUTS: 3 (2x)  
BATTERS FACED: 12 (4/29 @ Florida Atlantic)  
PITCHES: 48 (4/18 @ Kennesaw State)



### 32 DAWSON NEWMAN

POS HT WT B/T YR  
LHP 6'2" 180 R/L SO

COASTAL CAROLINA  
CHESAPEAKE, VA



#### LAST APPEARANCE

6/1 vs. Woodstock

#### FINAL LINE

1.0 IP, 0 H, 1 R (0 ER), 2 BB, 2 K

0-0, 0 SV, 1.0 IP, 0.00 ERA, 2 BB, 2 K

### IN TRANSFER PORTAL

Only appeared in one game as a true freshman with the Chanticleers

- Came in the first midweek game of the season

### SEASON HIGHS (AT COASTAL)

INNINGS: 0.2 (2/18 vs. Charleston)  
HITS ALLOWED: N/A  
ER ALLOWED: 1 (2/18 vs. Charleston)  
BB ALLOWED: 4 (2/18 vs. Charleston)  
STRIKEOUTS: 1 (2/18 vs. Charleston)  
BATTERS FACED: 6 (2/18 vs. Charleston)  
PITCHES: 35 (2/18 vs. Charleston)



# 2025 CHARLOTTESVILLE TOM SOX GAME NOTES

## PITCHER NOTES



### 35 TREVOR BOOTON

POS HT WT B/T YR  
RHP 6'4" 220 R/R R-SO

AUBURN  
LAGRANGE, GA



#### LAST APPEARANCE

6/3 at Waynesboro

#### FINAL LINE

W, 2.0 IP, 3 H, 1 ER, 0 BB, 2 K

1-0, 0 SV, 2.0 IP, 4.50 ERA, 0 BB, 2 K

Has never appeared at Auburn, but is back for his second season with the Tom Sox

- Made eight appearances (seven starts) in 2024, playing a crucial role in Charlottesville's fourth Valley League Championship run
- Held a 5.08 ERA in 28.1 IP last summer, which were the 3rd most innings pitched on the team
- Struck out 23 batters and walked 14
- Threw four scoreless innings against Covington in his final game (7/19)

### SEASON HIGHS (SUMMER '24)

INNINGS: 5.0 (7/14 vs. Staunton)  
HITS ALLOWED: 6 (7/5 @ Waynesboro)  
ER ALLOWED: 4 (2x)  
BB ALLOWED: 3 (2x)  
STRIKEOUTS: 4 (4x)  
BATTERS FACED: 20 (2x)  
PITCHES: 78 (7/14 vs. Staunton)



### 36 EVAN ALWINE

POS HT WT B/T YR  
RHP 6'5" 225 R/R JR

FLORIDA INTERNATIONAL  
ALTOONA, PA



#### LAST APPEARANCE

2/16 vs. Stonehill

#### FINAL LINE

1.0 IP, 2 H, 3 ER, 1 BB, 3 K

0-0, 0 SV, 1.0 IP, 27.00 ERA, 1 BB, 3 K

#### IN TRANSFER PORTAL

Only made one appearance in 2025 due to injury

- Made 12 appearances (two starts) as a freshman in 2024
- Went two or more innings in six of those twelve appearances
- Spent last summer with the Wausau Woodchucks in the Northwoods League (Eight appearances, one start, 2-0, 15.1 IP, 4.60 ERA, 11 BB, 12 K)

### SEASON HIGHS (2024 AT FIU)

INNINGS: 3.0 (3/5 vs. Bethune-Cookman)  
HITS ALLOWED: 4 (5/17 vs. Iowa)  
ER ALLOWED: 4 (3/13 vs. FGCU)  
BB ALLOWED: 4 (3/1 @ Seton Hall)  
STRIKEOUTS: 3 (2x)  
BATTERS FACED: 11 (2x)  
PITCHES: 50 (5/3 @ Liberty)



### 37 JASON BAN

POS HT WT B/T YR  
LHP 6'2" 205 L/L JR

DAVIDSON  
GLENVIEW, IL



#### LAST APPEARANCE

6/3 at Waynesboro

#### FINAL LINE

SV, 1.0 IP, 0 H, 0 R, 1 BB, 1 K

0-0, 1 SV, 3.0 IP, 0.00 ERA, 3 BB, 3 K

One of Davidson's most-used arms over the last two seasons out of the bullpen

- Two scoreless innings vs. Bryant (2/14) and Lafayette (3/1)
- 1.2 scoreless innings at Dayton (3/29)
- Two starts in each of his first two seasons at Davidson

### SEASON HIGHS (AT DAVIDSON)

INNINGS: 3.0 (2/23 vs. Bucknell)  
HITS ALLOWED: 5 (2/23 vs. Bucknell)  
ER ALLOWED: 5 (4/1 @ Duke)  
BB ALLOWED: 3 (2x)  
STRIKEOUTS: 3 (5/17 @ Richmond)  
BATTERS FACED: 16 (2/23 vs. Bucknell)  
PITCHES: 54 (2/23 vs. Bucknell)



### 42 JT GIBSON

POS HT WT B/T YR  
LHP 6'4" 215 R/L R-JR

KENNESAW STATE  
MCLEAN, VA



#### LAST APPEARANCE

5/17 vs. Middle Tennessee

#### FINAL LINE

1.0 IP, 0 H, 0 R, 2 BB, 1 K

0-2, 0 SV, 8.2 IP, 11.42 ERA, 17 BB, 10 K

Used in short stints in first year at Kennesaw State after transferring from Virginia Tech

- 1.2 scoreless innings at Louisiana Tech (3/30)
- Two scoreless outings vs. Georgia (2/18 & 4/29)

### SEASON HIGHS (AT KSU)

INNINGS: 1.2 (3/30 @ Louisiana Tech)  
HITS ALLOWED: 2 (3x)  
ER ALLOWED: 3 (3x)  
BB ALLOWED: 3 (2x)  
STRIKEOUTS: 3 (2/18 vs. Georgia)  
BATTERS FACED: 8 (2/21 vs. Columbia)  
PITCHES: 32 (3x)



# 2025 CHARLOTTESVILLE TOM SOX GAME NOTES

## PITCHER NOTES



### 45 ADDISON STOCKHAM

| POS | HT   | WT  | B/T | YR |
|-----|------|-----|-----|----|
| LHP | 6'3" | 225 | L/L | JR |

**EASTERN KENTUCKY**  
LEXINGTON, KY



#### LAST APPEARANCE

5/31 vs. Harrisomburg

#### FINAL LINE

2.0 IP, 2 H, 1 ER, 2 BB, 3 K

**0-0, 0 SV, 2.0 IP, 4.50 ERA, 2 BB, 3 K**

Solid option for Eastern Kentucky out of the bullpen in 2025

- Scoreless innings on the road against two national seeds in this year's NCAA Tournament (2/22 @ Ole Miss & 3/25 @ Vanderbilt)

### SEASON HIGHS (AT EKU)

**INNINGS:** 2.1 (2/25 @ Western Kentucky)

**HITS ALLOWED:** 4 (3/11 @ Northern Kentucky)

**ER ALLOWED:** 3 (2x)

**BB ALLOWED:** 3 (4/29 @ Louisville)

**STRIKEOUTS:** 2 (3x)

**BATTERS FACED:** 10 (3x)

**PITCHES:** 37 (4/29 @ Louisville)

# 2025 CHARLOTTESVILLE TOM SOX GAME NOTES

## HITTER NOTES



### 1 JESUS CESARI

POS HT WT B/T YR  
UTL 5'8" 160 R/R SO

SOUTHEAST ARKANSAS COLLEGE  
MARACAY, VENEZUELA



#### HITTING STREAK

1 Game

#### ON BASE STREAK

2 Games

**.756 OPS, .200 AVG, 0 HR, 1 RBI, 4 BB**

- Hit for a .367 AVG with SEARK this spring
- Five doubles during 2025 season
- Hits in his final three games
- Multi-hit games vs. Lyon College JV (3/10), Carl Albert State College (3/16), and Champion Christian (4/28)

### SEASON HIGHS (AT SEARK)

AT-BATS: 4 (4/28 vs. Champion Christian)

HITS: 2 (3x)


RBI: 3 (3/21 @ North Arkansas College)

RUNS: 2 (2x)

DOUBLES: 1 (5x)

HOME RUNS: N/A

WALKS: 1 (9x)



### 3 ADONYS VELEZ

POS HT WT B/T YR  
INF 6'1" 190 R/R SO

FLORIDA INTERNATIONAL  
ORLANDO, FL



#### HITTING STREAK

2 Games

#### ON BASE STREAK

2 Games

**.453 OPS, .167 AVG, 0 HR, 1 RBI, 1 BB**

- Played sparingly in first season wit FIU
- Earned first collegiate hit, extra base hit, and RBI during a three-hit game at Florida Gulf Coast (4/15)
- Hit first collegiate home run at Sam Houston (5/17)

### SEASON HIGHS (AT FIU)

AT-BATS: 4 (2x)

HITS: 3 (4/15 @ FGCU)

RBI: 2 (5/17 @ Sam Houston)

RUNS: 2 (5/17 @ Sam Houston)

DOUBLES: 1 (4/15 @ FGCU)

HOME RUNS: 1 (5/17 @ Sam Houston)

WALKS: 1 (4x)



### 4 JD WOLFF

POS HT WT B/T YR  
UTL 5'8" 170 L/R SO

AIR FORCE  
GREENCASTLE, PA



#### HITTING STREAK

--

#### ON BASE STREAK

1 Game

**.500 OPS, .000 AVG, 0 HR, 0 RBI, 2 BB**

- Made first collegiate appearance at Vanderbilt (2/17)

### SEASON HIGHS (AT A. FORCE)

AT-BATS: 1 (5x)

HITS: N/A

RBI: N/A

RUNS: N/A

DOUBLES: N/A

HOME RUNS: N/A

WALKS: N/A



### 6 KAEGAN COSTA

POS HT WT B/T YR  
C 5'11" 190 R/R JR

PAUL D. CAMP CC  
PALMYRA, VA



#### HITTING STREAK

1 Game

#### ON BASE STREAK

1 Game

**1.267 OPS, .500 AVG, 0 HR, 1 RBI, 1 BB**

- Breakout spring at the JUCO level
- Began season with an 18 game on base streak with hits in 15 of those games
- 11 multi-hit games, including three games with 3+ hits
- 3-3, 2 RBI, BB at USC Salkehatchie (2/8)
- 3-5, 2B, 2 RBI vs. Pitt CC (2/25)
- One of three returning 'Sox on Opening Day roster
- 0-1, RBI, BB with Tom Sox last summer

### SEASON HIGHS (AT PDC)

AT-BATS: 6 (3/16 vs. Virginia Peninsula)

HITS: 3 (3x)

RBI: 3 (2x)

RUNS: 3 (2/9 @ USC Salkehatchie)

DOUBLES: 2 (2/18 @ Bryant & Stratton College)

HOME RUNS: N/A

WALKS: 3 (3x)

# 2025 CHARLOTTESVILLE TOM SOX GAME NOTES

## HITTER NOTES



### 10 PATRICK NIEHUS

POS HT WT B/T YR  
INF 6'2" 200 R/R SO

GARDNER-WEBB  
BRADENTON, FL



#### HITTING STREAK

2 Games

#### ON BASE STREAK

2 Games

**.831 OPS, .273 AVG, 0 HR, 5 RBI, 4 BB**

- Season opener vs. Harrisonburg was first collegiate action
- Did not appear this spring for Gardner-Webb

### SEASON HIGHS

AT-BATS: 4 (2x)  
HITS: 2 (6/1 vs. Woodstock)  
RBI: 3 (6/3 @ Waynesboro)  
RUNS: 2 (6/3 @ Waynesboro)  
DOUBLES: 1 (6/3 @ Waynesboro)  
HOME RUNS: N/A  
WALKS: 2 (2x)



### 14 KYLE LANGLEY

POS HT WT B/T YR  
OF 5'11" 185 L/L JR

JAMES MADISON  
ARLINGTON, VA



#### HITTING STREAK

2 Games

#### ON BASE STREAK

2 Games

**.871 OPS, .231 AVG, 1 HR, 5 RBI, 2 BB**

- Everyday left fielder for James Madison this spring
- Three games with two stolen bases (16 on the season)
- 11 multi-hit games
- 2-4, 2 RBI, BB, SB vs. Fairfield (2/28)
- 3-5, 2B, 4 RBI, 2 SB at Longwood (4/8)
- 3-4, 2 RBI, BB, SB at Texas State (5/15)

### SEASON HIGHS (AT JMU)

AT-BATS: 6 (5/9 vs. Old Dominion)  
HITS: 3 (3x)  
RBI: 4 (4/8 @ Longwood)  
RUNS: 3 (4/11 vs. Troy)  
DOUBLES: 1 (9x)  
HOME RUNS: 1 (2x)  
WALKS: 2 (5x)



### 15 TANNER SCHAEDEL

POS HT WT B/T YR  
UTL 6'2" 190 R/R SO

OLD DOMINION  
VIRGINIA BEACH, VA



#### HITTING STREAK

3 Games

#### ON BASE STREAK

3 Games

**.864 OPS, .364 AVG, 0 HR, 0 RBI, 3 BB**

- Collected the first hit of the 2025 Tom Sox season
- Showed flashes during freshman year at Old Dominion
- First collegiate hit was a two-run home run vs. Georgia State (3/21)
- Georgia State Series (3/21-3/23): 3-9, 2 HR, 2B, 5 RBI, HBP
- Held a .977 FLD% throughout his freshman campaign

### SEASON HIGHS (AT ODU)

AT-BATS: 5 (2x)  
HITS: 1 (7x)  
RBI: 2 (2x)  
RUNS: 1 (10x)  
DOUBLES: 1 (2x)  
HOME RUNS: 1 (2x)  
WALKS: 2 (2x)



### 18 JACKSON SIROIS

POS HT WT B/T YR  
INF 6'0" 180 R/R SO

VIRGINIA  
LEESBURG, VA



#### HITTING STREAK

2 Games

#### ON BASE STREAK

2 Games

**.564 OPS, .231 AVG, 0 HR, 0 RBI, 2 BB**

#### IN TRANSFER PORTAL

- Saw a decent amount of time as a true freshman at Virginia
- First collegiate hit and RBIs came on a two-run homer against Dartmouth (2/28)
- Multi-hit game with an RBI vs. James Madison (4/23)

### SEASON HIGHS (AT VIRGINIA)

AT-BATS: 3 (2x)  
HITS: 2 (4/23 vs. James Madison)  
RBI: 2 (2/28 vs. Dartmouth)  
RUNS: 1 (4x)  
DOUBLES: 1 (3/4 vs. William & Mary)  
HOME RUNS: 1 (2/28 vs. Dartmouth)  
WALKS: 1 (4x)

# 2025 CHARLOTTESVILLE TOM SOX GAME NOTES

## HITTER NOTES



### 19 HUDSON LUTTERMAN

POS HT WT B/T YR  
INF 5'10" 185 R/R SO

VIRGINIA TECH  
LAGRANGE, KY



#### HITTING STREAK

2 Games

#### ON BASE STREAK

3 Games

**.930 OPS, .273 AVG, 1 HR, 2 RBI, 1 BB**

- Thrived in first season with Hokies
- Collected first collegiate hit and RBI vs. Bucknell (2/16)
- Went 2-4 and hit first collegiate home run at NC State (3/15)
- 3-5, HR, 2B, 2 RBI at Wake Forest (3/28)
- 3-5, HR at Duke (4/26)
- Six multi-hit games

### SEASON HIGHS (AT VA TECH)

AT-BATS: 5 (5x)  
HITS: 3 (2x)  
RBI: 3 (2x)  
RUNS: 3 (3/28 at Wake Forest)  
DOUBLES: 1 (10x)  
HOME RUNS: 1 (4x)  
WALKS: 2 (4/13 vs. Florida State)



### 21 JETT BRISTOW

POS HT WT B/T YR  
OF 6'4" 198 R/R FR

VIRGINIA  
RICHMOND, VA



#### HITTING STREAK

--

#### ON BASE STREAK

3 Games

**.764 OPS, .300 AVG, 0 HR, 1 RBI, 1 BB**

- Drove in first run of the 2025 Tom Sox season with an RBI double vs. Harrisonburg (5/31)
- Rising freshman at Virginia
- Just graduated from Collegiate School in Richmond

### SEASON HIGHS

AT-BATS: 3 (5/31 vs. Harrisonburg)  
HITS: 1 (2x)  
RBI: 1 (5/31 vs. Harrisonburg)  
RUNS: N/A  
DOUBLES: 1 (5/31 vs. Harrisonburg)  
HOME RUNS: N/A  
WALKS: 1 (6/3 at Waynesboro)



### 24 ELIJAH COSTON

POS HT WT B/T YR  
OF/LHP 6'2" 195 L/L SO

VCU  
CHESTER, VA



#### HITTING / ON BASE STREAK

-- / 2 Games

LAST APPEARANCE / FINAL LINE  
6/1 vs. WRB - 1.0 IP, 0 H, 1 R, 3 BB, 1 K

**.500 OPS, .000 AVG, 0 HR, 0 RBI, 2 BB**

**0-0, 0 SV, 1.0 IP, 9.00 ERA, 3 BB, 1 K**

- Two-way player for the Rams
- Collected his first collegiate hit vs. Fordham (4/26)
- Earned first collegiate win in his longest appearance of the spring at George Washington (4/4)
- 2.2 scoreless innings vs. Fordham (4/27)

### SEASON HIGHS (AT VCU)

INNINGS: 3.1 (4/4 @ George Washington)  
HITS ALLOWED: 3 (2x)  
ER ALLOWED: 3 (5/11 vs. Richmond)  
BB ALLOWED: 3 (4x)  
STRIKEOUTS: 6 (4/4 @ George Washington)  
BATTERS FACED: 14 (5/7 vs. Old Dominion)  
PITCHES: 60 (4/4 @ George Washington)



### 26 BRADEN WEAVER

POS HT WT B/T YR  
OF 5'10" 190 R/R R-FR

LIBERTY  
FOREST, VA



#### HITTING STREAK

--

#### ON BASE STREAK

--

**.000 OPS, .000 AVG, 0 HR, 0 RBI, 0 BB**

- Played under Randy Tomlin at Liberty Christian Academy
- Father, Terry, played baseball at both Georgia and Liberty, and then professionally in the San Francisco Giants organization

### SEASON HIGHS

AT-BATS: N/A  
HITS: N/A  
RBI: N/A  
RUNS: N/A  
DOUBLES: N/A  
HOME RUNS: N/A  
WALKS: N/A



# 2025 CHARLOTTESVILLE TOM SOX GAME NOTES

## HITTER NOTES



### 39 WALKER BUCHANAN

POS HT WT B/T YR  
OF 6'3" 230 R/R JR

VIRGINIA  
JUPITER, FL



HITTING STREAK

--

ON BASE STREAK

--

**.669 OPS, .250 AVG, 1 HR, 7 RBI, 0 BB**

#### IN TRANSFER PORTAL

- Multi-hit games vs. Dartmouth (3/1) and at Cal (3/15)
- Hit his first collegiate homer at Cal (3/16)
- 2 RBI vs. Towson (5/7)

#### SEASON HIGHS (AT VIRGINIA)

AT-BATS: 4 (2x)  
HITS: 2 (2x)  
RBI: 2 (2x)  
RUNS: 1 (4x)  
DOUBLES: 1 (3/15 at Cal)  
HOME RUNS: 1 (3/15 at Cal)  
WALKS: N/A



### 40 ANDREW MANNELLY

POS HT WT B/T YR  
OF 6'0" 200 L/L SR

WOFFORD  
SANDY SPRINGS, GA



HITTING STREAK

--

ON BASE STREAK

--

**.858 OPS, .248 AVG, 4 HR, 27 RBI, 21 BB**

- Four multi-hit games
- 2-2, 3 RBI, BB, 2 SB at Kentucky (3/8)
- 3-4, 2 HR (Second career multi-HR game), 2B, 3 RBI at Troy (3/25)
- 2-5, HR, 2B, 5 RBI vs. Winthrop (4/9)
- 94 career hits and 98 career RBI
- 2024 SoCon Tournament Team

#### SEASON HIGHS (AT WOFFORD)

AT-BATS: 4 (10x)  
HITS: 3 (3/25 at Troy)  
RBI: 5 (4/9 vs. Winthrop)  
RUNS: 4 (5/22 vs. The Citadel)  
DOUBLES: 1 (8x)  
HOME RUNS: 2 (3/25 at Troy)  
WALKS: 2 (5x)



### 44 GIAN DE CASTRO

POS HT WT B/T YR  
UTL 6'4" 225 L/R SO

ARIZONA STATE  
WESTON, FL



HITTING STREAK

--

ON BASE STREAK

1 Game

**.333 OPS, .000 AVG, 0 HR, 0 RBI, 1 BB**

- No. 7 3B (No. 44 overall) in Florida by Perfect Game for class of 2024

#### SEASON HIGHS

AT-BATS: 4 (6/3 @ Waynesboro)  
HITS: N/A  
RBI: N/A  
RUNS: 1 (6/3 @ Waynesboro)  
DOUBLES: N/A  
HOME RUNS: N/A  
WALKS: N/A



### JAMES NUNNALLEE

POS HT WT B/T YR  
OF 6'0" 185 L/R SO

VIRGINIA  
ALDIE, VA



HITTING STREAK

--

ON BASE STREAK

--

**.808 OPS, .296 AVG, 1 HR, 26 RBI, 18 BB**

#### IN TRANSFER PORTAL

- Collected first collegiate hit and RBI as part of a three-hit day vs. Villanova (2/15)
- 5-5, 2B, 4 RBI vs. Dartmouth (3/2)
- Had a career day at Georgia Tech on April 25, by going 4-4 with his first collegiate home run, two doubles, and three RBI
- Eight multi-hit games
- Had an 18 game on-base streak during the middle of the season
- One of three returning 'Sox on Opening Day roster (2-13, RBI, BB, 2 SB last summer)

#### SEASON HIGHS (AT VIRGINIA)

AT-BATS: 5 (6x)  
HITS: 5 (3/2 vs. Dartmouth)  
RBI: 4 (3/2 vs. Dartmouth)  
RUNS: 3 (2x)  
DOUBLES: 2 (4/25 at Georgia Tech)  
HOME RUNS: 1 (4/25 at Georgia Tech)  
WALKS: 4 (4/1 vs. Old Dominion)

# 2025 CHARLOTTESVILLE TOM SOX GAME NOTES

## THE LAST TIME...

### A SOX BATTER...

8 AB in a game .....Seth Lancaster vs Waynesboro (7/19/15)  
7 AB in a game ..... Rick Spiers at Covington (6/18/17)  
6-hit game..... Never  
5-hit game..... Trey McDyre vs Strasburg (6/27/19)  
4-hit game.....Robbie Lavey at Culpeper (7/27/24)  
5-run game .....Aidan Teel at Front Royal (7/28/23)  
4-run game ..... Martinez, Hincks, Teel at Staunton-1 (7/17/23)  
6+RBI game ..... Kyle Edwards at Front Royal (6/17/23)  
5-RBI game ..... Jake Books at Waynesboro (7/5/24)  
4-RBI game ..... Colby Wallace vs Culpeper (7/28/24)  
3-double game ..... Jacob Ference at Front Royal (7/28/23)  
2-double game .....Nick Parham vs Covington (7/9/24)  
Reached base 5+ times..... Parham & Mihos vs Covington (7/28/24)  
3+ home run game..... Never  
2-home run game.....Cade Belyeu vs Culpeper (6/1/24)  
HR in consecutive ABs .....Aidan Teel at Front Royal (7/28/23)  
Grand slam ..... Cooper Blauser vs Culpeper (7/20/24)  
Back-to-back HR ..... Henry Ford & Jacob Ference at Strasburg (8/1/23)  
Back-to-back-to-back HR..... Never  
Pinch-hit HR ..... Gavin Miller at Culpeper (6/7/24)  
Inside-the-park HR ..... Never  
2-HR inning ..... Adam Cecere & Wyatt Langford vs Harrisonburg  
(7/7/21, 5th)  
3-HR inning ..... Henry Ford, Jacob Ference, Kyle Edwards at  
Strasburg (8/1/23, 9th)  
2 HR in one inning ..... Cris Perez at Staunton (7/16/15, 4th)  
Walk-off home run .....Sam Mummau vs Purcellville (7/29/24, 2-run)  
Walk-off ..... Sam Mummau vs Purcellville (7/29/24, 2-run HR)  
Hit for the cycle..... Never  
Ground-rule double ..... Sam Mummau vs Culpeper (7/28/24)  
4 walks in a game ..... Ethan Gibson vs Harrisonburg (6/9/24)  
4 strikeouts in a game ... Patrick Niehus vs Harrisonburg (5/31/25)  
Stole home ..... Ethan Gibson at Staunton (6/22/24)  
4 stolen bases in a game . Brice Martinez at Winchester-1 (7/23/23)  
3 stolen bases in a game . Kyle Edwards vs Front Royal (7/25/23)  
2 HBP in a game ..... Parham & Mihos vs Culpeper (7/28/24)  
2-hit inning ..... Calvin Alexander at Waynesboro (7/30/22, 1B & HR)  
20+game hit streak ..... Thomas Francisco (6/21-7/22/19, 23)  
15+game hit streak ..... Thomas Francisco (6/21-7/22/19, 23)

### A SOX PITCHER...

Complete game (9 IP) .....Hayden McCutcheon vs Strasburg (7/7/15)  
Complete game (Under 9 IP).....Mark Perkins at Winchester-1 (7/23/23, 5 IP)  
Shutout (9 IP)..... Never  
Shutout (Under 9 IP).....Mark Perkins at Winchester-1 (7/23/23, 5 IP)  
Combined Shutout (9 IP) .. Perkins & Little vs New Market (7/11/23)  
Combined Shutout (Under 9 IP) .....Trobaugh (3.1), Stryker (1.2),  
Levari (2.0), Grzesiak (1.0) vs Staunton (6/6/24)  
10+ strikeouts in a game.. Jeremy Goins vs Strasburg (8/2/23, 10)

4-strikeout inning ..... Tyler McLoughlin vs Woodstock (8/3/22)  
No-hitter ..... Never

### THE SOX TEAM...

Scored 20+ runs..... Never  
Scored 15+ runs..... 19 vs Culpeper (7/28/24)  
Scored 10+ runs..... 10 at Waynesboro (6/3/25)  
8+ runs in an inning .....3rd at Staunton-1 (8 runs) (7/17/23)  
7 runs in an inning.....3rd vs Culpeper (7/28/24)  
6 runs in an inning..... 8th at Waynesboro (6/3/25)  
20+ hits in a game ..... 20 at Purcellville (7/10/19)  
15+ hits in a game ..... 15 vs Covington (7/9/24)  
8+ hits in an inning..... 9 vs Strasburg - 6th (6/27/17)  
7 hits in an inning ..... 2nd vs Waynesboro (7/4/22)  
6 hits in an inning ..... 4th at Purcellville-1 (7/14/23)  
7+ doubles in a game..... 7 at Harrisonburg (7/2/19)  
6 doubles in a game .....at Front Royal (7/28/23)  
2+ triples in a game ..... 3 at Harrisonburg (7/13/24)  
6+ home runs in a game ..... 6 at Strasburg (6/24/15)  
5 home runs in a game..... at Strasburg (6/24/15)  
4 home runs in a game..... at Strasburg (8/1/23)  
15+ walks in a game..... 16 vs Woodstock (6/12/18)  
10+ walks in a game..... 14 at Waynesboro (6/3/25)  
5+ stolen bases in a game .....6 vs Harrisonburg (6/9/24)  
Turned 4+ double plays ..... 4 at Staunton (7/7)  
Did not walk ..... at Waynesboro (6/21/19)  
Did not strike out ..... vs Waynesboro (6/2/24)  
Was shut out..... vs Winchester-1 (7/9/23)  
Was no-hit.....vs Winchester-2 (6/20/21, 7 inn.)  
Won in extras..... vs Purcellville (7/29/24, 10 inn.)  
Lost in extras ..... vs Harrisonburg (7/11/24, 10 inn.)  
Won by run rule ..... vs Culpeper, 7 innings (7/28/24)  
Lost by run rule ..... at Purcellville, 7 innings (7/31/24)  
Blew lead in 9th inning ..... vs Woodstock (6/1/25, 2 runs)

### A SOX OPPONENT...

4+ hit game.....4 - Phillip Garcia, Harrisonburg (5/31/25)  
4+ run game .....5 - Lincoln Pack, Purcellville (7/31/24)  
4+ RBI game ..... 4 - Kyle Baxt, Waynesboro (6/3/25)  
Hit a grand slam ..... D. Sorg & K. Freeman, Purcellville (7/31/24)  
2-HR game ..... Tomas Sanchez, Woodstock (7/22/22)  
Walk-off..... Bryce Demory, Culpeper (7/18/24, Single)  
No-hitter ..... Kenneth Quijano, Winchester (6/20/21, 7 IP)  
Complete game .....Evan Smith, Harrisonburg (6/11/22)  
10+ strikeout game .....Fred Villarreal, Waynesboro (7/20/18, 10)  
Scored 15+ runs.....21 runs, Purcellville (7/31/24)  
Had 15+ hits ..... 15 hits, Harrisonburg (6/9/24)  
Was shut out..... Staunton (6/6/24)  
Did not walk ..... Winchester-1 (7/23/23)  
Did not strike out ..... Never

# 2025 CHARLOTTESVILLE TOM SOX GAME NOTES

## MULTI-HIT GAMES

| Multiple Hit Games | 2 | 3 | 4 | 5+ | Total |
|--------------------|---|---|---|----|-------|
| Jackson Sirois     | 1 | - | - | -  | 1     |
| Tanner Schaedel    | 1 | - | - | -  | 1     |
| Patrick Niehus     | 1 | - | - | -  | 1     |
| Kyle Langley       | 1 | - | - | -  | 1     |
| Hudson Lutterman   | 1 | - | - | -  | 1     |
| Jett Bristow       | 1 | - | - | -  | 1     |
| TEAM               | 6 | 0 | 0 | 0  | 6     |

## MULTI-RBI GAMES

| Multiple RBI Games | 2 | 3 | 4 | 5+ | Total |
|--------------------|---|---|---|----|-------|
| Kyle Langley       | 1 | 1 | - | -  | 2     |
| Patrick Niehus     | 1 | 1 | - | -  | 2     |
| TEAM               | 2 | 2 | 0 | 0  | 4     |

## HITTING STREAKS

| Hitting Streaks  | Longest | Current |
|------------------|---------|---------|
| Tanner Schaedel  | 3       | 3       |
| Patrick Niehus   | 2       | 2       |
| Hudson Lutterman | 2       | 2       |
| Jett Bristow     | 2       | -       |
| Adonys Velez     | 2       | 2       |
| Jackson Sirois   | 2       | 2       |
| Kyle Langley     | 2       | 2       |
| Jesus Cesari     | 1       | 1       |
| Kaegan Costa     | 1       | 1       |

## REACHED BASE STREAKS

| Reached Base Streaks | Longest | Current |
|----------------------|---------|---------|
| Tanner Schaedel      | 3       | 3       |
| Hudson Lutterman     | 3       | 3       |
| Jett Bristow         | 3       | 3       |
| Kyle Langley         | 2       | 2       |
| Jesus Cesari         | 2       | 2       |
| Patrick Niehus       | 2       | 2       |
| Jackson Sirois       | 2       | 2       |
| Elijah Coston        | 2       | 2       |
| Adonys Velez         | 2       | 2       |
| JD Wolff             | 1       | 1       |
| Kaegan Costa         | 1       | 1       |
| Gian De Castro       | 1       | 1       |

## COME-FROM-BEHIND WINS

| DATE | OPPONENT      | TRAILED (INN) | FINAL |
|------|---------------|---------------|-------|
| 6/3  | at Waynesboro | 5 (8th)       | 10-9  |

## BIG INNINGS (5+ RUNS or 10+ BATTERS)

| DATE | OPPONENT      | INN | RUNS | BATTERS |
|------|---------------|-----|------|---------|
| 6/1  | Woodstock     | 7th | 5    | 12      |
| 6/3  | at Waynesboro | 8th | 6    | 12      |

## GW RUN IN 9TH OR LATER

| DATE | OPPONENT | FINAL (INN) | PLAY |
|------|----------|-------------|------|
|------|----------|-------------|------|

\*walk-off

# 2025 CHARLOTTESVILLE TOM SOX GAME NOTES

## SERIES HISTORY

|                                 |                     |
|---------------------------------|---------------------|
| <b>OVERALL</b>                  | <b>19-6</b>         |
| IN CHARLOTTESVILLE              | 11-2                |
| IN FRONT ROYAL                  | 8-4                 |
| POSTSEASON                      | 2-1                 |
| CURRENT STREAK                  | W2                  |
| MOST RUNS, FRONT ROYAL          | 17                  |
| BIGGEST MARGIN, FRONT ROYAL     | 11                  |
| LAST SHUTOUT, FRONT ROYAL       | None                |
| LONGEST STREAK, FRONT ROYAL     | 1 (6x)              |
| MOST RUNS, CHARLOTTESVILLE      | 17                  |
| BIGGEST MARGIN, CHARLOTTESVILLE | 17                  |
| LAST SHUTOUT, CHARLOTTESVILLE   | 7/10/22             |
| LONGEST STREAK, CHARLOTTESVILLE | 6 (6/30/19-7/10/22) |

## ALL-TIME SERIES

| YEAR | DATE | RESULT | SCORE | SITE            |
|------|------|--------|-------|-----------------|
| 2015 | 6/29 | W      | 6-5   | Charlottesville |
| 2015 | 7/9  | L      | 2-3   | Front Royal     |
| 2016 | 6/7  | W      | 6-0   | Front Royal     |
| 2016 | 6/9  | W      | 2-1   | Charlottesville |
| 2016 | 7/15 | W      | 2-1   | Charlottesville |
| 2017 | 6/13 | L      | 2-5   | Front Royal     |
| 2017 | 7/18 | W      | 7-1   | Charlottesville |
| 2017 | 7/19 | W      | 12-7  | Front Royal     |
| 2018 | 7/9  | L      | 2-6   | Charlottesville |
| 2018 | 7/9  | W      | 17-0  | Charlottesville |
| 2018 | 7/19 | W      | 7-3   | Front Royal     |
| 2019 | 6/11 | L      | 4-5   | Front Royal     |
| 2019 | 6/30 | W      | 2-1   | Front Royal     |
| 2019 | 7/21 | W      | 9-4   | Charlottesville |
| 2021 | 7/19 | W      | 7-2   | Charlottesville |
| 2021 | 7/19 | W      | 7-1   | Charlottesville |
| 2022 | 7/10 | W      | 4-3   | Front Royal     |
| 2022 | 7/10 | W      | 3-0   | Front Royal     |
| 2023 | 6/11 | L      | 6-9   | Front Royal     |
| 2023 | 6/17 | W      | 10-7  | Front Royal     |
| 2023 | 6/30 | W      | 3-1   | Charlottesville |
| 2023 | 7/25 | W      | 6-5   | Charlottesville |
| 2023 | 7/27 | L      | 6-17* | Charlottesville |
| 2023 | 7/28 | W      | 11-1* | Front Royal     |
| 2023 | 7/30 | W      | 4-2*  | Charlottesville |

\* postseason game

## STARTER LOG

| GAME        | DEC | IP  | H | R | ER | BB | K |
|-------------|-----|-----|---|---|----|----|---|
| 5/31 vs. HT | -   | 2.0 | 5 | 3 | 3  | 1  | 5 |
| 6/1 vs. WRB | -   | 5.0 | 4 | 3 | 3  | 1  | 1 |
| 6/3 @ WG    | -   | 2.0 | 2 | 2 | 2  | 0  | 2 |

## BULLPEN LOG

| GAME        | DEC | IP  | H | R | ER | BB | K |
|-------------|-----|-----|---|---|----|----|---|
| 5/31 vs. HT | L   | 7.0 | 7 | 6 | 5  | 8  | 7 |
| 6/1 vs. WRB | L   | 4.0 | 5 | 5 | 3  | 8  | 5 |
| 6/3 @ WG    | W   | 7.0 | 7 | 7 | 7  | 7  | 5 |



# 2025 CHARLOTTESVILLE TOM SOX GAME NOTES

## HOME RUNS

| NO. | PLAYER (#)           | GAME | DATE | OPPONENT  | PITCHER       | ON BASE | INN | OUTS | COUNT | SCORE | FINAL  |
|-----|----------------------|------|------|-----------|---------------|---------|-----|------|-------|-------|--------|
| 1   | Hudson Lutterman (1) | 2    | 6/1  | Woodstock | Jordan Hodges | 0       | 4   | 1    | 0-0   | 1-3   | L, 7-8 |
| 2   | Kyle Langley (1)     | 2    | 6/1  | Woodstock | William Campo | 0       | 8   | 0    | 0-0   | 7-5   | L, 7-8 |

\* leadoff HR

^ walk-off HR

## HR BREAKDOWN

|                       |   |                           |   |
|-----------------------|---|---------------------------|---|
| Total HR:             | 2 | With 0 Outs:              | 1 |
| at CHO Airport Field: | 2 | With 1 Out:               | 1 |
| On the Road:          | 0 | With 2 Outs:              | 0 |
| vs RHP:               | 1 | Solo:                     | 2 |
| vs LHP:               | 1 | 2-Run:                    | 0 |
|                       |   | 3-Run:                    | 0 |
| 1st Inning:           | 0 | Grand Slam:               | 0 |
| 2nd Inning:           | 0 |                           |   |
| 3rd Inning:           | 0 | Count Even:               | 2 |
| 4th Inning:           | 1 | Hitter's Count:           | 0 |
| 5th Inning:           | 0 | (1-0, 2-0, 3-0, 3-1, 2-1) |   |
| 6th Inning:           | 0 | Pitcher's Count:          | 0 |
| 7th Inning:           | 0 | (0-1, 0-2, 1-2)           |   |
| 8th Inning:           | 1 | Full Count:               | 0 |
| 9th Inning:           | 0 |                           |   |
| In Extra Innings:     | 0 | Pinch-Hit:                | 0 |
|                       |   | Back-to-Back:             | 0 |



**RANDY TOMLIN**  
TOM SOX HEAD COACH  
2nd SEASON

**RECORD: 31-17**

**CURRENT HEAD COACH AT  
LIBERTY CHRISTIAN ACADEMY**

**FORMER COACH FOR NATIONALS  
(MiLB) & LIBERTY UNIVERSITY**

**PITCHED FOR PITTSBURGH  
PIRATES, 1990-94**

# 2025 CHARLOTTESVILLE TOM SOX GAME NOTES

| GAME HIGHS (TEAM) |  | GAME HIGHS (INDIVIDUAL) |  | SUMMARY                                    |
|-------------------|--|-------------------------|--|--|
| <b>BATTING</b>    |  | <b>BATTING</b>          |  | <b>OVERALL</b> .....1-2                    |
| At Bats:          | 36 - at Waynesboro (6/3)                               | At Bats:                | 5 - Five times   | <b>HOME GAMES</b> .....0-2                 |
| Runs:             | 10 - at Waynesboro (6/3)                               | Runs:                   | 2 - Three times  | <b>AWAY GAMES</b> .....1-0                 |
| Hits:             | 12 - vs. Woodstock (6/1)                               | Hits:                   | 2 - Six times  | <b>IN MAY</b> .....0-1                     |
| RBI:              | 9 - at Waynesboro (6/3)                                | RBI:                    | 3 - Langley vs. WRB (6/1)<br>3 - Niehus at WG (6/3)      | <b>IN JUNE</b> .....1-1                    |
| Doubles:          | 1 - Three times  | Doubles:                | 1 - Three times  | <b>IN JULY</b> .....0-0                    |
| Triples:          | N/A  | Triples:                | N/A  | <b>ON MONDAY</b> .....0-0                  |
| Home Runs:        | 2 - vs. Woodstock (6/1)                                | Home Runs:              | 1 - Lutterman vs. WRB (6/1)<br>1 - Langley vs. WRB (6/1) | <b>ON TUESDAY</b> .....1-0                 |
| Total Bases:      | 19 - vs. Woodstock (6/1)                               | Total Bases:            | 6 - Langley vs. WRB (6/1)                                | <b>ON WEDNESDAY</b> .....0-0               |
| Walks:            | 14 - at Waynesboro (6/3)                               | Walks:                  | 2 - Nine times   | <b>ON THURSDAY</b> .....0-0                |
| Strikeouts:       | 13 - vs. Harrisonburg (5/31)                           | Strikeouts:             | 4 - Niehus vs. HT (5/31)                                 | <b>ON FRIDAY</b> .....0-0                  |
| Sac Hits:         | N/A  | Sac Hits:               | N/A  | <b>ON SATURDAY</b> .....0-1                |
| Sac Flies:        | N/A  | Sac Flies:              | N/A  | <b>ON SUNDAY</b> .....0-1                  |
| Stolen Bases:     | 1 - vs. Harrisonburg (5/31)<br>1 - vs. Woodstock (6/1) | Stolen Bases:           | 1 - Langley vs. HT (5/31)<br>1 - Velez vs. WRB (6/1)     | <b>IN DAY GAMES (BEFORE 6 PM)</b> .....0-2 |
| Hit by Pitch:     | 2 - vs. Woodstock (6/1)                                | Hit by Pitch:           | 1 - Lutterman vs. WRB (6/1)<br>1 - Velez vs. WRB (6/1)   | <b>IN NIGHT GAMES</b> .....1-0             |
| Caught Stealing:  | 2 - vs. Woodstock (6/1)<br>2 - at Waynesboro (6/3)     | Caught Stealing:        | 1 - Sirois vs. WRB (6/1)<br>1 - Cesari vs. WRB (6/1)     | <b>IN GAME 1 OF DH</b> .....0-0            |
| Runners LOB:      | 13 - at Waynesboro (6/3)                               | Runners LOB:            | 4 - Sirois at WG (6/3)                                   | <b>IN GAME 2 OF DH</b> .....0-0            |
| Hit into DP:      | 2 - vs. Woodstock (6/1)                                |                         |  | <b>AGAINST LEFTY STARTERS</b> .....0-1     |
|                   |  |                         |  | <b>AGAINST RIGHTY STARTERS</b> .....1-1    |
|                   |  |                         |  | <b>IN 1-RUN GAMES</b> .....1-1             |
|                   |  |                         |  | <b>IN 2-RUN GAMES</b> .....0-0             |
|                   |  |                         |  | <b>IN 5+RUN GAMES</b> .....0-1             |
|                   |  |                         |  | <b>WHEN SCORING FIRST</b> .....1-0         |
|                   |  |                         |  | <b>WHEN SCORING IN 1st INNING</b> .....0-0 |
|                   |  |                         |  | <b>WHEN OPPONENT SCORES FIRST</b> .....0-2 |
|                   |  |                         |  | <b>WHEN LEADING AFTER 6</b> .....0-0       |
|                   |  |                         |  | <b>WHEN TRAILING AFTER 6</b> .....0-2      |
|                   |  |                         |  | <b>WHEN TIED AFTER 6</b> .....1-0          |
|                   |  |                         |  | <b>WHEN LEADING AFTER 7</b> .....0-1       |
|                   |  |                         |  | <b>WHEN TRAILING AFTER 7</b> .....1-1      |
|                   |  |                         |  | <b>WHEN TIED AFTER 7</b> .....0-0          |
|                   |  |                         |  | <b>WHEN LEADING AFTER 8</b> .....1-1       |
|                   |  |                         |  | <b>WHEN TRAILING AFTER 8</b> .....0-1      |
|                   |  |                         |  | <b>WHEN TIED AFTER 8</b> .....0-0          |
|                   |  |                         |  | <b>IN EXTRA INNINGS</b> .....0-0           |
|                   |  |                         |  | <b>IN RUN-RULE GAMES</b> .....0-0          |
|                   |  |                         |  | <b>IN SHUTOUTS</b> .....0-0                |
|                   |  |                         |  | <b>WHEN SCORING 6+ RUNS</b> .....1-1       |
|                   |  |                         |  | <b>WHEN ALLOWING UNDER 6 RUNS</b> .....0-0 |
|                   |  |                         |  | <b>WHEN HITTING A HOME RUN</b> .....0-1    |
|                   |  |                         |  | <b>WHEN OPPONENT HITS A HR</b> .....0-2    |
|                   |  |                         |  | <b>WHEN OUT-HITTING OPPONENT</b> .....0-1  |
|                   |  |                         |  | <b>WHEN OUT-HIT BY OPPONENT</b> .....0-1   |
|                   |  |                         |  | <b>WHEN HITS ARE TIED</b> .....1-0         |
|                   |  |                         |  | <b>WHEN WEARING GREEN JERSEYS</b> .....1-0 |
|                   |  |                         |  | <b>WHEN WEARING BLUE JERSEYS</b> .....0-2  |
| <b>FIELDING</b>   |  | <b>FIELDING</b>         |  |  |
| Putouts:          | 27 - Three times                                       | Putouts:                | 11 - Niehus at WG (6/3)                                  |  |
| Assists:          | 13 - at Waynesboro (6/3)                               | Assists:                | 6 - De Castro at WG (6/3)                                |  |
| Errors:           | 3 - vs. Woodstock (6/1)                                | Errors:                 | 1 - Six times  |  |
| Passed Balls:     | 3 - at Waynesboro (6/3)                                | Passed Balls:           | 2 - Costa at WG (6/3)                                    |  |
| DPs Turned:       | 1 - vs. Woodstock (6/1)                                |                         |  |  |
| <b>PITCHING</b>   |  | <b>PITCHING</b>         |  |  |
| Innings Pitched:  | 9 - Three times  | Innings Pitched:        | 5.0 - DeRossi-Cytron vs. WRB (6/1)                       |  |
| Runs Allowed:     | 9 - vs. Harrisonburg (5/31)<br>9 - at Waynesboro (6/3) | Runs Allowed:           | 4 - Roarty vs. HT (5/31)<br>4 - Link at WG (6/3)         |  |
| Earned Runs:      | 9 - at Waynesboro (6/3)                                | Earned Runs:            | 4 - Link at WG (6/3)                                     |  |
| Walks Allowed:    | 9 - vs. Harrisonburg (5/31)<br>9 - vs. Woodstock (6/1) | Walks Allowed:          | 4 - Link at WG (6/3)                                     |  |
| Strikeouts:       | 12 - vs. Harrisonburg (5/31)                           | Strikeouts:             | 5 - Link vs. HT (5/31)                                   |  |
| Hits Allowed:     | 12- vs. Harrisonburg (5/31)                            | Hits Allowed:           | 5 - Link vs. HT (5/31)                                   |  |
| Doubles Allowed:  | 3 - vs. Woodstock (6/1)<br>3 - at Waynesboro (6/3)     | Doubles Allowed:        | 2 - DeRossi-Cytron vs. WRB (6/1)                         |  |
| Triples Allowed:  | N/A  | Triples Allowed:        | 2 - Booton at WG (6/3)                                   |  |
| Homers Allowed:   | 1 - vs. Harrisonburg (5/31)<br>1 - vs. Woodstock (6/1) | Homers Allowed:         | 1 - Stockham vs. HT (5/31)                               |  |
| Wild Pitches:     | 1 - vs. Harrisonburg (5/31)                            | Wild Pitches:           | 1 - Roarty vs. HT (5/31)                                 |  |
| Hit Batters:      | 3 - vs. Woostock (6/1)                                 | Hit Batters:            | 2 - DeRossi-Cytron vs. WRB (6/1)                         |  |

# 2025 CHARLOTTESVILLE TOM SOX GAME NOTES

## OPPONENT SPLITS - BATTING



|           | AVG | GP-GS | AB | R | H | 2B | 3B | HR | RBI | TB | SLG | BB | HBP | SO | GDP | OBP | SF | SH | SB-ATT | PO | A | E | FLD |
|-----------|-----|-------|----|---|---|----|----|----|-----|----|-----|----|-----|----|-----|-----|----|----|--------|----|---|---|-----|
| Totals    |     |       |    |   |   |    |    |    |     |    |     |    |     |    |     |     |    |    |        |    |   |   |     |
| Opponents |     |       |    |   |   |    |    |    |     |    |     |    |     |    |     |     |    |    |        |    |   |   |     |



|           | AVG | GP-GS | AB | R | H | 2B | 3B | HR | RBI | TB | SLG | BB | HBP | SO | GDP | OBP | SF | SH | SB-ATT | PO | A | E | FLD |
|-----------|-----|-------|----|---|---|----|----|----|-----|----|-----|----|-----|----|-----|-----|----|----|--------|----|---|---|-----|
| Totals    |     |       |    |   |   |    |    |    |     |    |     |    |     |    |     |     |    |    |        |    |   |   |     |
| Opponents |     |       |    |   |   |    |    |    |     |    |     |    |     |    |     |     |    |    |        |    |   |   |     |



|           | AVG | GP-GS | AB | R | H | 2B | 3B | HR | RBI | TB | SLG | BB | HBP | SO | GDP | OBP | SF | SH | SB-ATT | PO | A | E | FLD |
|-----------|-----|-------|----|---|---|----|----|----|-----|----|-----|----|-----|----|-----|-----|----|----|--------|----|---|---|-----|
| Totals    |     |       |    |   |   |    |    |    |     |    |     |    |     |    |     |     |    |    |        |    |   |   |     |
| Opponents |     |       |    |   |   |    |    |    |     |    |     |    |     |    |     |     |    |    |        |    |   |   |     |



|           | AVG  | GP-GS | AB | R | H  | 2B | 3B | HR | RBI | TB | SLG  | BB | HBP | SO | GDP | OBP  | SF | SH | SB-ATT | PO | A  | E | FLD   |
|-----------|------|-------|----|---|----|----|----|----|-----|----|------|----|-----|----|-----|------|----|----|--------|----|----|---|-------|
| Totals    | .069 | 1-1   | 29 | 1 | 2  | 1  | 0  | 0  | 1   | 3  | .103 | 4  | 0   | 13 | 0   | .182 | 0  | 0  | 1-1    | 27 | 5  | 2 | .941  |
| Opponents | .308 | 1-1   | 39 | 9 | 12 | 0  | 0  | 1  | 7   | 15 | .385 | 9  | 2   | 12 | 0   | .460 | 0  | 0  | 3-5    | 27 | 10 | 0 | 1.000 |



|           | AVG | GP-GS | AB | R | H | 2B | 3B | HR | RBI | TB | SLG | BB | HBP | SO | GDP | OBP | SF | SH | SB-ATT | PO | A | E | FLD |
|-----------|-----|-------|----|---|---|----|----|----|-----|----|-----|----|-----|----|-----|-----|----|----|--------|----|---|---|-----|
| Totals    |     |       |    |   |   |    |    |    |     |    |     |    |     |    |     |     |    |    |        |    |   |   |     |
| Opponents |     |       |    |   |   |    |    |    |     |    |     |    |     |    |     |     |    |    |        |    |   |   |     |



|           | AVG | GP-GS | AB | R | H | 2B | 3B | HR | RBI | TB | SLG | BB | HBP | SO | GDP | OBP | SF | SH | SB-ATT | PO | A | E | FLD |
|-----------|-----|-------|----|---|---|----|----|----|-----|----|-----|----|-----|----|-----|-----|----|----|--------|----|---|---|-----|
| Totals    |     |       |    |   |   |    |    |    |     |    |     |    |     |    |     |     |    |    |        |    |   |   |     |
| Opponents |     |       |    |   |   |    |    |    |     |    |     |    |     |    |     |     |    |    |        |    |   |   |     |



|           | AVG | GP-GS | AB | R | H | 2B | 3B | HR | RBI | TB | SLG | BB | HBP | SO | GDP | OBP | SF | SH | SB-ATT | PO | A | E | FLD |
|-----------|-----|-------|----|---|---|----|----|----|-----|----|-----|----|-----|----|-----|-----|----|----|--------|----|---|---|-----|
| Totals    |     |       |    |   |   |    |    |    |     |    |     |    |     |    |     |     |    |    |        |    |   |   |     |
| Opponents |     |       |    |   |   |    |    |    |     |    |     |    |     |    |     |     |    |    |        |    |   |   |     |



|           | AVG | GP-GS | AB | R | H | 2B | 3B | HR | RBI | TB | SLG | BB | HBP | SO | GDP | OBP | SF | SH | SB-ATT | PO | A | E | FLD |
|-----------|-----|-------|----|---|---|----|----|----|-----|----|-----|----|-----|----|-----|-----|----|----|--------|----|---|---|-----|
| Totals    |     |       |    |   |   |    |    |    |     |    |     |    |     |    |     |     |    |    |        |    |   |   |     |
| Opponents |     |       |    |   |   |    |    |    |     |    |     |    |     |    |     |     |    |    |        |    |   |   |     |



|           | AVG  | GP-GS | AB | R  | H | 2B | 3B | HR | RBI | TB | SLG  | BB | HBP | SO | GDP | OBP  | SF | SH | SB-ATT | PO | A  | E | FLD  |
|-----------|------|-------|----|----|---|----|----|----|-----|----|------|----|-----|----|-----|------|----|----|--------|----|----|---|------|
| Totals    | .250 | 1-1   | 36 | 10 | 9 | 1  | 0  | 0  | 9   | 10 | .278 | 14 | 0   | 9  | 0   | .460 | 0  | 0  | 0-2    | 27 | 13 | 1 | .976 |
| Opponents | .265 | 1-1   | 34 | 9  | 9 | 3  | 0  | 0  | 9   | 12 | .353 | 7  | 1   | 7  | 0   | .386 | 2  | 0  | 3-3    | 27 | 7  | 3 | .919 |



|           | AVG | GP-GS | AB | R | H | 2B | 3B | HR | RBI | TB | SLG | BB | HBP | SO | GDP | OBP | SF | SH | SB-ATT | PO | A | E | FLD |
|-----------|-----|-------|----|---|---|----|----|----|-----|----|-----|----|-----|----|-----|-----|----|----|--------|----|---|---|-----|
| Totals    |     |       |    |   |   |    |    |    |     |    |     |    |     |    |     |     |    |    |        |    |   |   |     |
| Opponents |     |       |    |   |   |    |    |    |     |    |     |    |     |    |     |     |    |    |        |    |   |   |     |



|           | AVG  | GP-GS | AB | R | H  | 2B | 3B | HR | RBI | TB | SLG  | BB | HBP | SO | GDP | OBP  | SF | SH | SB-ATT | PO | A  | E | FLD  |
|-----------|------|-------|----|---|----|----|----|----|-----|----|------|----|-----|----|-----|------|----|----|--------|----|----|---|------|
| Totals    | .343 | 1-1   | 35 | 7 | 12 | 1  | 0  | 2  | 6   | 19 | .543 | 7  | 2   | 5  | 1   | .477 | 0  | 0  | 1-3    | 27 | 7  | 3 | .919 |
| Opponents | .200 | 1-1   | 35 | 8 | 7  | 3  | 0  | 1  | 7   | 13 | .371 | 9  | 3   | 6  | 0   | .404 | 0  | 0  | 1-1    | 27 | 11 | 1 | .974 |

# 2025 CHARLOTTESVILLE TOM SOX GAME NOTES

## OPPONENT SPLITS - PITCHING



|           | ERA | W-L | APP | GS | CG | SHO | SV | IP | H | R | ER | BB | SO | 2B | 3B | HR | B/AVG | WP | HB | BK | SFA | SHA |
|-----------|-----|-----|-----|----|----|-----|----|----|---|---|----|----|----|----|----|----|-------|----|----|----|-----|-----|
| Totals    |     |     |     |    |    |     |    |    |   |   |    |    |    |    |    |    |       |    |    |    |     |     |
| Opponents |     |     |     |    |    |     |    |    |   |   |    |    |    |    |    |    |       |    |    |    |     |     |



|           | ERA | W-L | APP | GS | CG | SHO | SV | IP | H | R | ER | BB | SO | 2B | 3B | HR | B/AVG | WP | HB | BK | SFA | SHA |
|-----------|-----|-----|-----|----|----|-----|----|----|---|---|----|----|----|----|----|----|-------|----|----|----|-----|-----|
| Totals    |     |     |     |    |    |     |    |    |   |   |    |    |    |    |    |    |       |    |    |    |     |     |
| Opponents |     |     |     |    |    |     |    |    |   |   |    |    |    |    |    |    |       |    |    |    |     |     |



|           | ERA | W-L | APP | GS | CG | SHO | SV | IP | H | R | ER | BB | SO | 2B | 3B | HR | B/AVG | WP | HB | BK | SFA | SHA |
|-----------|-----|-----|-----|----|----|-----|----|----|---|---|----|----|----|----|----|----|-------|----|----|----|-----|-----|
| Totals    |     |     |     |    |    |     |    |    |   |   |    |    |    |    |    |    |       |    |    |    |     |     |
| Opponents |     |     |     |    |    |     |    |    |   |   |    |    |    |    |    |    |       |    |    |    |     |     |



|           | ERA  | W-L | APP | GS | CG | SHO | SV | IP  | H  | R | ER | BB | SO | 2B | 3B | HR | B/AVG | WP | HB | BK | SFA | SHA |
|-----------|------|-----|-----|----|----|-----|----|-----|----|---|----|----|----|----|----|----|-------|----|----|----|-----|-----|
| Totals    | 8.00 | 0-1 | 1   | 1  | 0  | 0   | 0  | 9.0 | 12 | 9 | 8  | 9  | 12 | 0  | 0  | 1  | .308  | 1  | 2  | 0  | 0   | 0   |
| Opponents | 1.00 | 1-0 | 1   | 1  | 0  | 0   | 1  | 9.0 | 2  | 1 | 1  | 4  | 13 | 1  | 0  | 0  | .069  | 0  | 0  | 0  | 0   | 0   |



|           | ERA | W-L | APP | GS | CG | SHO | SV | IP | H | R | ER | BB | SO | 2B | 3B | HR | B/AVG | WP | HB | BK | SFA | SHA |
|-----------|-----|-----|-----|----|----|-----|----|----|---|---|----|----|----|----|----|----|-------|----|----|----|-----|-----|
| Totals    |     |     |     |    |    |     |    |    |   |   |    |    |    |    |    |    |       |    |    |    |     |     |
| Opponents |     |     |     |    |    |     |    |    |   |   |    |    |    |    |    |    |       |    |    |    |     |     |



|           | ERA | W-L | APP | GS | CG | SHO | SV | IP | H | R | ER | BB | SO | 2B | 3B | HR | B/AVG | WP | HB | BK | SFA | SHA |
|-----------|-----|-----|-----|----|----|-----|----|----|---|---|----|----|----|----|----|----|-------|----|----|----|-----|-----|
| Totals    |     |     |     |    |    |     |    |    |   |   |    |    |    |    |    |    |       |    |    |    |     |     |
| Opponents |     |     |     |    |    |     |    |    |   |   |    |    |    |    |    |    |       |    |    |    |     |     |



|           | ERA | W-L | APP | GS | CG | SHO | SV | IP | H | R | ER | BB | SO | 2B | 3B | HR | B/AVG | WP | HB | BK | SFA | SHA |
|-----------|-----|-----|-----|----|----|-----|----|----|---|---|----|----|----|----|----|----|-------|----|----|----|-----|-----|
| Totals    |     |     |     |    |    |     |    |    |   |   |    |    |    |    |    |    |       |    |    |    |     |     |
| Opponents |     |     |     |    |    |     |    |    |   |   |    |    |    |    |    |    |       |    |    |    |     |     |



|           | ERA | W-L | APP | GS | CG | SHO | SV | IP | H | R | ER | BB | SO | 2B | 3B | HR | B/AVG | WP | HB | BK | SFA | SHA |
|-----------|-----|-----|-----|----|----|-----|----|----|---|---|----|----|----|----|----|----|-------|----|----|----|-----|-----|
| Totals    |     |     |     |    |    |     |    |    |   |   |    |    |    |    |    |    |       |    |    |    |     |     |
| Opponents |     |     |     |    |    |     |    |    |   |   |    |    |    |    |    |    |       |    |    |    |     |     |



|           | ERA  | W-L | APP | GS | CG | SHO | SV | IP  | H | R  | ER | BB | SO | 2B | 3B | HR | B/AVG | WP | HB | BK | SFA | SHA |
|-----------|------|-----|-----|----|----|-----|----|-----|---|----|----|----|----|----|----|----|-------|----|----|----|-----|-----|
| Totals    | 9.00 | 1-0 | 1   | 1  | 0  | 0   | 1  | 9.0 | 9 | 9  | 9  | 7  | 7  | 3  | 0  | 0  | .265  | 0  | 1  | 0  | 2   | 0   |
| Opponents | 7.00 | 0-1 | 1   | 1  | 0  | 0   | 0  | 9.0 | 9 | 10 | 9  | 14 | 9  | 1  | 0  | 0  | .250  | 2  | 0  | 1  | 0   | 0   |



|           | ERA | W-L | APP | GS | CG | SHO | SV | IP | H | R | ER | BB | SO | 2B | 3B | HR | B/AVG | WP | HB | BK | SFA | SHA |
|-----------|-----|-----|-----|----|----|-----|----|----|---|---|----|----|----|----|----|----|-------|----|----|----|-----|-----|
| Totals    |     |     |     |    |    |     |    |    |   |   |    |    |    |    |    |    |       |    |    |    |     |     |
| Opponents |     |     |     |    |    |     |    |    |   |   |    |    |    |    |    |    |       |    |    |    |     |     |



|           | ERA  | W-L | APP | GS | CG | SHO | SV | IP  | H  | R | ER | BB | SO | 2B | 3B | HR | B/AVG | WP | HB | BK | SFA | SHA |
|-----------|------|-----|-----|----|----|-----|----|-----|----|---|----|----|----|----|----|----|-------|----|----|----|-----|-----|
| Totals    | 6.00 | 0-1 | 1   | 1  | 0  | 0   | 0  | 9.0 | 7  | 8 | 6  | 9  | 6  | 3  | 0  | 1  | .200  | 0  | 3  | 0  | 0   | 0   |
| Opponents | 7.00 | 1-0 | 1   | 1  | 0  | 0   | 1  | 9.0 | 12 | 7 | 7  | 7  | 5  | 1  | 0  | 2  | .343  | 0  | 2  | 0  | 0   | 0   |



## 2025 CHARLOTTESVILLE TOM SOX GAME NOTES

## STARTING LINEUPS - BATTING ORDER

| DATE | OPP          | 1       | 2         | 3         | 4      | 5         | 6        | 7        | 8      | 9      | SP             |
|------|--------------|---------|-----------|-----------|--------|-----------|----------|----------|--------|--------|----------------|
| 5/31 | Harrisonburg | Langley | Lutterman | Velez     | Niehus | Sirois    | Schaedel | Bristow  | Cesari | Coston | Link           |
| 6/1  | Woodstock    | Langley | Velez     | Sirois    | Niehus | Lutterman | Schaedel | Bristow  | Weaver | Cesari | DeRossi-Cytron |
| 6/3  | @ Waynesboro | Langley | Sirois    | De Castro | Niehus | Lutterman | Velez    | Schaedel | Coston | Costa  | Lawson         |

This image shows a single sheet of white paper with horizontal ruling lines. The lines are evenly spaced and run across the width of the page. There are no margins or other markings on the paper.

## 2025 CHARLOTTESVILLE TOM SOX GAME NOTES

## STARTING LINEUPS - POSITION

| DATE | OPP          | C      | 1B       | 2B        | 3B        | SS     | LF        | CF      | RF       | DH     | P              |
|------|--------------|--------|----------|-----------|-----------|--------|-----------|---------|----------|--------|----------------|
| 5/31 | Harrisonburg | Cesari | Schaedel | Lutterman | Niehus    | Velez  | Coston    | Langley | Bristow  | Sirois | Link           |
| 6/1  | Woodstock    | Cesari | Schaedel | Velez     | Lutterman | Sirois | Weaver    | Langley | Bristow  | Niehus | DeRossi-Cytron |
| 6/3  | @ Waynesboro | Costa  | Niehus   | Sirois    | De Castro | Velez  | Lutterman | Langley | Schaedel | Coston | Lawson         |

This image shows a single sheet of white paper with horizontal blue ruling lines. The lines are evenly spaced and run across the width of the page. There are no margins, text, or other markings on the paper.

# 2025 CHARLOTTESVILLE TOM SOX GAME NOTES



## 2025 Charlottesville Tom Sox Baseball Overall Statistics for Charlottesville (as of Jun 04, 2025) (All games Sorted by Batting avg)



Record: 1-2 Home: 0-2 Away: 1-0 Division: 1-1

| Player           | avg  | gp-gs | ab  | r  | h  | 2b | 3b | hr | rbi | tb | slg% | bb | hp | so | gdp | ob%  | sf | sh | sb-att | po | a  | e | fld%  |
|------------------|------|-------|-----|----|----|----|----|----|-----|----|------|----|----|----|-----|------|----|----|--------|----|----|---|-------|
| Tanner Schaedel  | .364 | 3-3   | 11  | 2  | 4  | 0  | 0  | 0  | 0   | 4  | .364 | 3  | 0  | 4  | 0   | .500 | 0  | 0  | 0-0    | 9  | 0  | 1 | .900  |
| Jett Bristow     | .300 | 3-2   | 10  | 0  | 3  | 1  | 0  | 0  | 1   | 4  | .400 | 1  | 0  | 1  | 0   | .364 | 0  | 0  | 0-0    | 5  | 0  | 1 | .833  |
| Patrick Niehus   | .273 | 3-3   | 11  | 2  | 3  | 1  | 0  | 0  | 5   | 4  | .364 | 4  | 0  | 5  | 0   | .467 | 0  | 0  | 0-0    | 12 | 1  | 0 | 1.000 |
| Hudson Lutterman | .273 | 3-3   | 11  | 1  | 3  | 0  | 0  | 1  | 2   | 6  | .545 | 1  | 1  | 1  | 1   | .385 | 0  | 0  | 0-0    | 3  | 1  | 1 | .800  |
| Jackson Sirois   | .231 | 3-3   | 13  | 2  | 3  | 0  | 0  | 0  | 0   | 3  | .231 | 2  | 0  | 3  | 0   | .333 | 0  | 0  | 0-1    | 3  | 6  | 2 | .818  |
| Kyle Langley     | .231 | 3-3   | 13  | 3  | 3  | 1  | 0  | 1  | 5   | 7  | .538 | 2  | 0  | 2  | 0   | .333 | 0  | 0  | 1-1    | 12 | 0  | 0 | 1.000 |
| Jesus Cesari     | .200 | 3-2   | 5   | 2  | 1  | 0  | 0  | 0  | 1   | 1  | .200 | 4  | 0  | 0  | 0   | .556 | 0  | 0  | 0-1    | 14 | 1  | 0 | 1.000 |
| Adonyes Velez    | .167 | 3-3   | 12  | 3  | 2  | 0  | 0  | 0  | 1   | 2  | .167 | 1  | 1  | 2  | 0   | .286 | 0  | 0  | 1-1    | 1  | 5  | 0 | 1.000 |
| -----            |      |       |     |    |    |    |    |    |     |    |      |    |    |    |     |      |    |    |        |    |    |   |       |
| Kaegan Costa     | .500 | 3-1   | 2   | 0  | 1  | 0  | 0  | 0  | 1   | 1  | .500 | 1  | 0  | 1  | 0   | .667 | 0  | 0  | 0-1    | 13 | 1  | 0 | 1.000 |
| Braden Weaver    | .000 | 3-1   | 4   | 0  | 0  | 0  | 0  | 0  | 0   | 0  | .000 | 0  | 0  | 4  | 0   | .000 | 0  | 0  | 0-0    | 4  | 1  | 0 | 1.000 |
| Gian De Castro   | .000 | 1-1   | 4   | 1  | 0  | 0  | 0  | 0  | 0   | 0  | .000 | 2  | 0  | 2  | 0   | .333 | 0  | 0  | 0-1    | 1  | 6  | 0 | 1.000 |
| JD Wolff         | .000 | 2-0   | 2   | 1  | 0  | 0  | 0  | 0  | 0   | 0  | .000 | 2  | 0  | 1  | 0   | .500 | 0  | 0  | 0-0    | 1  | 0  | 1 | .500  |
| Elijah Coston    | .000 | 2-2   | 2   | 1  | 0  | 0  | 0  | 0  | 0   | 0  | .000 | 2  | 0  | 1  | 0   | .500 | 0  | 0  | 0-0    | 2  | 0  | 0 | 1.000 |
| Totals           | .230 | 3     | 100 | 18 | 23 | 3  | 0  | 2  | 16  | 32 | .320 | 25 | 2  | 27 | 1   | .394 | 0  | 0  | 2-6    | 81 | 25 | 6 | .946  |
| Opponents        | .259 | 3     | 108 | 26 | 28 | 6  | 0  | 2  | 23  | 40 | .370 | 25 | 6  | 25 | 0   | .418 | 2  | 0  | 7-9    | 81 | 28 | 4 | .965  |

LOB - Team (28), Opp (34). DPs turned - Team (1), Opp (2).

### (All games Sorted by Earned run avg)

| Player             | era   | w-l | app | gs | cg | sho | sv | ip   | h  | r  | er | bb | so | 2b | 3b | hr | b/avg | wp | hp | bks | sfa | sha |
|--------------------|-------|-----|-----|----|----|-----|----|------|----|----|----|----|----|----|----|----|-------|----|----|-----|-----|-----|
| Jason Ban          | 0.00  | 0-0 | 2   | 0  | 0  | 0/0 | 1  | 3.0  | 0  | 0  | 0  | 3  | 3  | 0  | 0  | 0  | .000  | 0  | 0  | 0   | 0   | 0   |
| Eli DeRossi-Cytron | 5.40  | 0-0 | 1   | 1  | 0  | 0/0 | 0  | 5.0  | 4  | 3  | 3  | 1  | 1  | 2  | 0  | 1  | .211  | 0  | 2  | 0   | 0   | 0   |
| Lane Duff          | 6.75  | 0-0 | 2   | 0  | 0  | 0/0 | 0  | 4.0  | 6  | 3  | 3  | 3  | 2  | 0  | 0  | 0  | .353  | 0  | 0  | 0   | 1   | 0   |
| Bradley Link       | 21.00 | 0-1 | 2   | 1  | 0  | 0/0 | 0  | 3.0  | 5  | 7  | 7  | 5  | 6  | 0  | 0  | 0  | .357  | 0  | 1  | 0   | 0   | 0   |
| -----              |       |     |     |    |    |     |    |      |    |    |    |    |    |    |    |    |       |    |    |     |     |     |
| Dawson Newman      | 0.00  | 0-0 | 1   | 0  | 0  | 0/0 | 0  | 1.0  | 0  | 1  | 0  | 2  | 2  | 0  | 0  | 0  | .000  | 0  | 0  | 0   | 0   | 0   |
| Tristan Dietrich   | 0.00  | 0-0 | 1   | 0  | 0  | 0/0 | 0  | 1.0  | 0  | 0  | 0  | 2  | 0  | 0  | 0  | 0  | .000  | 0  | 0  | 0   | 0   | 0   |
| Addison Stockham   | 4.50  | 0-0 | 1   | 0  | 0  | 0/0 | 0  | 2.0  | 2  | 1  | 1  | 2  | 3  | 0  | 0  | 1  | .250  | 0  | 0  | 0   | 0   | 0   |
| Trevor Booton      | 4.50  | 1-0 | 1   | 0  | 0  | 0/0 | 0  | 2.0  | 3  | 1  | 1  | 0  | 2  | 2  | 0  | 0  | .333  | 0  | 0  | 0   | 0   | 0   |
| Tim Lawson         | 9.00  | 0-0 | 1   | 1  | 0  | 0/0 | 0  | 2.0  | 2  | 2  | 2  | 0  | 2  | 1  | 0  | 0  | .286  | 0  | 1  | 0   | 1   | 0   |
| Elijah Coston      | 9.00  | 0-0 | 1   | 0  | 0  | 0/0 | 0  | 1.0  | 0  | 1  | 1  | 3  | 1  | 0  | 0  | 0  | .000  | 0  | 1  | 0   | 0   | 0   |
| Riley Roarty       | 13.50 | 0-0 | 1   | 0  | 0  | 0/0 | 0  | 2.0  | 3  | 4  | 3  | 3  | 1  | 0  | 0  | 0  | .375  | 1  | 1  | 0   | 0   | 0   |
| Alex Bingler       | 18.00 | 0-1 | 1   | 0  | 0  | 0/0 | 0  | 1.0  | 3  | 3  | 2  | 1  | 2  | 1  | 0  | 0  | .500  | 0  | 0  | 0   | 0   | 0   |
| Totals             | 7.67  | 1-2 | 3   | 3  | 0  | 0/0 | 1  | 27.0 | 28 | 26 | 23 | 25 | 25 | 6  | 0  | 2  | .259  | 1  | 6  | 0   | 2   | 0   |
| Opponents          | 5.00  | 2-1 | 3   | 3  | 0  | 0/0 | 2  | 27.0 | 23 | 18 | 15 | 25 | 27 | 3  | 0  | 2  | .230  | 2  | 2  | 1   | 0   | 0   |

PB - Team (4), J Cesari 2, K Costa 2, Opp (7). SBA/ATT - J Cesari (5-6), K Costa (2-3), B Link (2-2), L Duff (2-2), R Roarty (1-2), J Ban (1-2), T Dietrich (1-1).

# 2025 CHARLOTTESVILLE TOM SOX GAME NOTES



## 2025 Charlottesville Tom Sox Baseball Game Results for Charlottesville (as of Jun 04, 2025) (All games)



| Date           | Opponent      | Score  | Inns | Overall | Division | Pitcher of record | Attend | Time |
|----------------|---------------|--------|------|---------|----------|-------------------|--------|------|
| * May 31, 2025 | HARRISONBURG  | L 1-9  | 9    | 0-1-0   | 0-1-0    | B Link (L 0-1)    | 471    | 2:51 |
| Jun 01, 2025   | WOODSTOCK     | L 7-8  | 9    | 0-2-0   | 0-1-0    | A Bingler (L 0-1) | 235    | 2:59 |
| * Jun 03, 2025 | at Waynesboro | w 10-9 | 9    | 1-2-0   | 1-1-0    | T Booton (W 1-0)  | 0      | 3:28 |

\* = Division game

() extra inning game



# 2025 CHARLOTTESVILLE TOM SOX GAME NOTES



## 2025 Charlottesville Tom Sox Baseball Games Summary for Charlottesville (as of Jun 04, 2025) (All games)



| Score by innings | 1 | 2 | 3 | 4 | 5 | 6 | 7 | 8 | 9 | Total |
|------------------|---|---|---|---|---|---|---|---|---|-------|
| Charlottesville  | 0 | 2 | 0 | 2 | 1 | 1 | 5 | 7 | 0 | 18    |
| Opponents        | 4 | 4 | 1 | 2 | 4 | 1 | 6 | 1 | 3 | 26    |

### Record when ...

|                      |     |                      |     |
|----------------------|-----|----------------------|-----|
| Overall              | 1-2 | After 6 leading      | 0-0 |
| Conference           | 1-1 | ..... trailing       | 0-2 |
| Non-Conference       | 0-1 | ..... tied           | 1-0 |
| Home games           | 0-2 | After 7 leading      | 0-1 |
| Away games           | 1-0 | ..... trailing       | 1-1 |
| Neutral site         | 0-0 | ..... tied           | 0-0 |
| Day games            | 0-2 | After 8 leading      | 1-1 |
| Night games          | 1-0 | ..... trailing       | 0-1 |
| vs Left starter      | 0-1 | ..... tied           | 0-0 |
| vs Right starter     | 1-1 |                      |     |
| 1-Run games          | 1-1 | Hit 0 home runs      | 1-1 |
| 2-Run games          | 0-0 | ... 1 home run       | 0-0 |
| 5+Run games          | 0-1 | ... 2+ home runs     | 0-1 |
| Extra innings        | 0-0 |                      |     |
| Shutouts             | 0-0 | Opponent 0 home runs | 1-0 |
|                      |     | ..... 1 home run     | 0-2 |
| Scoring 0-2 runs     | 0-1 | ..... 2+ HRs         | 0-0 |
| ..... 3-5 runs       | 0-0 |                      |     |
| ..... 6-9 runs       | 0-1 | Made 0 errors        | 0-0 |
| ..... 10+ runs       | 1-0 | .... 1 error         | 1-0 |
|                      |     | .... 2+ errors       | 0-2 |
| Opponent 0-2 runs    | 0-0 |                      |     |
| ..... 3-5 runs       | 0-0 | Opp. made 0 errors   | 0-1 |
| ..... 6-9 runs       | 1-2 | ..... 1 error        | 0-1 |
| ..... 10+ runs       | 0-0 | ..... 2+ errors      | 1-0 |
| Scored in 1st inning | 0-0 | Out-hit opponent     | 0-1 |
| Opp. scored in 1st   | 0-2 | Out-hit by opponent  | 0-1 |
| Scores first         | 1-0 | Hits are tied        | 1-0 |
| Opp. scores first    | 0-2 |                      |     |

### Record when team scores:

|      |     |     |     |     |     |     |     |     |     |     |     |
|------|-----|-----|-----|-----|-----|-----|-----|-----|-----|-----|-----|
| Runs | 0   | 1   | 2   | 3   | 4   | 5   | 6   | 7   | 8   | 9   | 10+ |
| W-L  | 0-0 | 0-1 | 0-0 | 0-0 | 0-0 | 0-0 | 0-0 | 0-1 | 0-0 | 0-0 | 1-0 |

### Record when opponent scores:

|      |     |     |     |     |     |     |     |     |     |     |     |
|------|-----|-----|-----|-----|-----|-----|-----|-----|-----|-----|-----|
| Runs | 0   | 1   | 2   | 3   | 4   | 5   | 6   | 7   | 8   | 9   | 10+ |
| W-L  | 0-0 | 0-0 | 0-0 | 0-0 | 0-0 | 0-0 | 0-0 | 0-0 | 0-1 | 1-1 | 0-0 |

### Record when leading after:

|      |     |     |     |     |     |     |     |     |
|------|-----|-----|-----|-----|-----|-----|-----|-----|
| Inn. | 1   | 2   | 3   | 4   | 5   | 6   | 7   | 8   |
| W-L  | 0-0 | 0-0 | 0-0 | 0-0 | 0-0 | 0-0 | 0-1 | 1-1 |

### Record when trailing after:

|      |     |     |     |     |     |     |     |     |
|------|-----|-----|-----|-----|-----|-----|-----|-----|
| Inn. | 1   | 2   | 3   | 4   | 5   | 6   | 7   | 8   |
| W-L  | 0-2 | 0-2 | 0-2 | 1-2 | 1-2 | 0-2 | 1-1 | 0-1 |

### Record when tied after:

|      |     |     |     |     |     |     |     |     |
|------|-----|-----|-----|-----|-----|-----|-----|-----|
| Inn. | 1   | 2   | 3   | 4   | 5   | 6   | 7   | 8   |
| W-L  | 1-0 | 1-0 | 1-0 | 0-0 | 0-0 | 1-0 | 0-0 | 0-0 |

Current winning streak: 1  
Longest winning streak: 1  
Longest losing streak: 2

Home attendance : 706 ( 2 dates avg = 353 )  
Away attendance : 0 ( 1 dates avg = 0 )  
Total attendance: 706 ( 3 dates avg = 235 )

# 2025 CHARLOTTESVILLE TOM SOX GAME NOTES

## 2025 Charlottesville Tom Sox Baseball Team Game-by-Game for Charlottesville (as of Jun 04, 2025) Batting (All games)

| Date    | Opponent      | ab  | r  | h  | rbi | 2b | 3b | hr | tb | bb | ibb | sb | cs | hbp | sac | sf | gdp | k  | po | a  | e | lob | avg  |
|---------|---------------|-----|----|----|-----|----|----|----|----|----|-----|----|----|-----|-----|----|-----|----|----|----|---|-----|------|
| *May 31 | HARRISONBURG  | 29  | 1  | 2  | 1   | 1  | 0  | 0  | 3  | 4  | 0   | 1  | 0  | 0   | 0   | 0  | 0   | 13 | 27 | 5  | 2 | 5   | .069 |
| Jun 01  | WOODSTOCK     | 35  | 7  | 12 | 6   | 1  | 0  | 2  | 19 | 7  | 0   | 1  | 2  | 2   | 0   | 0  | 1   | 5  | 27 | 7  | 3 | 10  | .219 |
| *Jun 03 | at Waynesboro | 36  | 10 | 9  | 9   | 1  | 0  | 0  | 10 | 14 | 0   | 0  | 2  | 0   | 0   | 0  | 0   | 9  | 27 | 13 | 1 | 13  | .230 |
| Totals  |               | 100 | 18 | 23 | 16  | 3  | 0  | 2  | 32 | 25 | 0   | 2  | 4  | 2   | 0   | 0  | 1   | 27 | 81 | 25 | 6 | 28  | .230 |

## 2025 Charlottesville Tom Sox Baseball Team Game-by-Game for Charlottesville (as of Jun 04, 2025) Pitching (All games)

| Date    | Opponent      | ip   | h  | r  | er | bb | so | 2b | 3b | hr | wp | bk | hbp | dp | ibb | score | w-l | sv | era  |
|---------|---------------|------|----|----|----|----|----|----|----|----|----|----|-----|----|-----|-------|-----|----|------|
| *May 31 | HARRISONBURG  | 9.0  | 12 | 9  | 8  | 9  | 12 | 0  | 0  | 1  | 1  | 0  | 2   | 0  | 0   | 1-9   | 0-1 | 0  | 8.00 |
| Jun 01  | WOODSTOCK     | 9.0  | 7  | 8  | 6  | 9  | 6  | 3  | 0  | 1  | 0  | 0  | 3   | 1  | 0   | 7-8   | 0-2 | 0  | 7.00 |
| *Jun 03 | at Waynesboro | 9.0  | 9  | 9  | 9  | 7  | 7  | 3  | 0  | 0  | 0  | 0  | 1   | 0  | 0   | 10-9  | 1-2 | 1  | 7.67 |
| Totals  |               | 27.0 | 28 | 26 | 23 | 25 | 25 | 6  | 0  | 2  | 1  | 0  | 6   | 1  | 0   | 18-26 | 1-2 | 1  | 7.67 |

# 2025 CHARLOTTESVILLE TOM SOX GAME NOTES



## 2025 Charlottesville Tom Sox Baseball Miscellaneous Stats for Charlottesville (as of Jun 04, 2025) (All games)



### STARTERS SUMMARY

| Player             | GS | Position |   |    |    |    |    |    |    |    |    |    | Batting Order |     |     |     |     |     |     |     |     |
|--------------------|----|----------|---|----|----|----|----|----|----|----|----|----|---------------|-----|-----|-----|-----|-----|-----|-----|-----|
|                    |    | p        | c | 1b | 2b | 3b | ss | lf | cf | rf | of | dh | 1st           | 2nd | 3rd | 4th | 5th | 6th | 7th | 8th | 9th |
| Kyle Langley       | 3  | .        | . | .  | .  | .  | .  | .  | 3  | .  | .  | .  | 3             | .   | .   | .   | .   | .   | .   | .   | .   |
| Patrick Niehus     | 3  | .        | . | 1  | .  | 1  | .  | .  | .  | .  | .  | 1  | .             | .   | .   | 3   | .   | .   | .   | .   | .   |
| Jackson Sirois     | 3  | .        | . | .  | 1  | .  | 1  | .  | .  | .  | .  | 1  | .             | 1   | 1   | .   | 1   | .   | .   | .   | .   |
| Hudson Lutterman   | 3  | .        | . | .  | 1  | 1  | .  | 1  | .  | .  | .  | .  | .             | 1   | .   | .   | 2   | .   | .   | .   | .   |
| Tanner Schaedel    | 3  | .        | . | 2  | .  | .  | .  | .  | .  | 1  | .  | .  | .             | .   | .   | .   | .   | 2   | 1   | .   | .   |
| Adonys Velez       | 3  | .        | . | .  | 1  | .  | 2  | .  | .  | .  | .  | .  | .             | 1   | 1   | .   | .   | 1   | .   | .   | .   |
| Elijah Coston      | 2  | .        | . | .  | .  | .  | .  | 1  | .  | .  | .  | 1  | .             | .   | .   | .   | .   | .   | .   | 1   | 1   |
| Jett Bristow       | 2  | .        | . | .  | .  | .  | .  | .  | .  | 2  | .  | .  | .             | .   | .   | .   | .   | .   | 2   | .   | .   |
| Jesus Cesari       | 2  | .        | 2 | .  | .  | .  | .  | .  | .  | .  | .  | .  | .             | .   | .   | .   | .   | .   | .   | 1   | 1   |
| Eli DeRossi-Cytron | 1  | 1        | . | .  | .  | .  | .  | .  | .  | .  | .  | .  | .             | .   | .   | .   | .   | .   | .   | .   | .   |
| Kaegan Costa       | 1  | .        | 1 | .  | .  | .  | .  | .  | .  | .  | .  | .  | .             | .   | .   | .   | .   | .   | .   | .   | 1   |
| Braden Weaver      | 1  | .        | . | .  | .  | .  | .  | 1  | .  | .  | .  | .  | .             | .   | .   | .   | .   | .   | .   | 1   | .   |
| Gian De Castro     | 1  | .        | . | .  | .  | 1  | .  | .  | .  | .  | .  | .  | .             | .   | 1   | .   | .   | .   | .   | .   | .   |
| Tim Lawson         | 1  | 1        | . | .  | .  | .  | .  | .  | .  | .  | .  | .  | .             | .   | .   | .   | .   | .   | .   | .   | .   |
| Bradley Link       | 1  | 1        | . | .  | .  | .  | .  | .  | .  | .  | .  | .  | .             | .   | .   | .   | .   | .   | .   | .   | .   |

# 2025 CHARLOTTESVILLE TOM SOX GAME NOTES

## PHOTO ROSTER



**36** Evan Alwine  
RHP | Florida International



**37** Jason Ban  
LHP | Davidson



**20** Alex Bingler  
LHP | James Madison



**35** Trevor Booton  
RHP | Auburn



**21** Jett Bristow  
OF/RHP | Virginia



**39** Walker Buchanan  
OF/INF | Virginia



**1** Jesus Cesari  
UTL | SE Arkansas College



**6** Kaegan Costa  
C | Paul D Camp CC



**24** Elijah Coston  
OF/LHP | VCU




**44** Gian De Castro  
UTL | Arizona State



**23** Eli DeRossi-Cytron  
RHP | Mount St. Mary's



**27** Tristan Dietrich  
LHP | Florida International



**22** Lane Duff  
LHP | James Madison



**42** JT Gibson  
LHP | Kennesaw State



**14** Kyle Langley  
OF | James Madison



**25** Tim Lawson  
RHP | North Carolina



**11** Bradley Link  
RHP | Pensacola State College



**19** Hudson Lutterman  
INF | Virginia Tech




**40** Andrew Mannelly  
OF | Wofford



**32** Dawson Newman  
LHP | Coastal Carolina



**10** Patrick Niehus  
INF | Gardner-Webb




James Nunnallee  
OF | Virginia




**12** Riley Roarty  
RHP | VCU



**15** Tanner Schaedel  
UTL | Old Dominion




**18** Jackson Sirois  
INF | Virginia



**45** Addison Stockham  
LHP | Eastern Kentucky



**3** Adonys Velez  
INF | Florida International



**26** Braden Weaver  
OF | Liberty



**4** JD Wolff  
UTL | Air Force



**29** Randy Tomlin  
Head Coach



**41** Thomas Abell  
Assistant Coach



**17** Jim Darin  
Assistant Coach



**34** Joey Davis  
Assistant Coach



**50** Chris Glaize  
Assistant Coach



**28** Coy Tomlin  
Assistant Coach