



2025 GAME NOTES

FOUR-TIME VBL CHAMPIONS | SIX VBL CHAMPIONSHIP APPEARANCES



CONTACT: NATHAN SCHWARTZ | E: NATHANSCHWARTZ@TOMSOX.ORG | C: (301) 980-5319

2025 SCHEDULE

OVERALL

1-4

HOME
ROAD
STREAK

0-3
1-1
L2

Sat	5/31	HARRISONBURG	L 9-1
Sun	6/1	WOODSTOCK	L 8-7
Tue	6/3	at Waynesboro	W 10-9
Wed	6/4	FRONT ROYAL	L 10-4
Thu	6/5	at Covington	L (Forfeit)
Fri	6/6	STAUNTON	7 p.m.
Sat	6/7	WAYNESBORO	4 p.m.
Sun	6/8	at Winchester	7 p.m.
Tue	6/10	CULPEPER	7 p.m.
Wed	6/11	at Staunton	7:30 p.m.
Thu	6/12	STRASBURG	7 p.m.
Fri	6/13	at Culpeper	7 p.m.
Sat	6/14	COVINGTON	4 p.m.
Sun	6/15	at Purcellville	7 p.m.
Tue	6/17	at Strasburg	7 p.m.
Thu	6/19	HARRISONBURG	7 p.m.
Fri	6/20	at Waynesboro	7 p.m.
Sat	6/21	at Culpeper	7 p.m.
Sun	6/22	NEW MARKET	1 p.m.
Mon	6/23	at Culpeper	7 p.m.
Tue	6/24	STAUNTON	7 p.m.
Wed	6/25	at Covington	6:30 p.m.
Thu	6/26	at Woodstock	7 p.m.
Fri	6/27	WAYNESBORO	7 p.m.
Sat	6/28	at Staunton	7:30 p.m.
Sun	6/29	PURCELLVILLE	1 p.m.
Tue	7/1	at Harrisonburg	7 p.m.
Wed	7/2	at Covington	6:30 p.m.
Thu	7/3	STAUNTON	7 p.m.
Sat	7/5	HARRISONBURG	4 p.m.
Sun	7/6	WINCHESTER	1 p.m.
Tue	7/8	at Waynesboro	7 p.m.
Wed	7/9	CULPEPER	7 p.m.
Thu	7/10	at Front Royal	7 p.m.
Fri	7/11	COVINGTON	7 p.m.
Sat	7/12	at Harrisonburg	7 p.m.
Wed	7/16	at New Market	7:30 p.m.
Thu	7/17	CULPEPER	7 p.m.
Fri	7/18	COVINGTON	7 p.m.
Sat	7/19	at Harrisonburg	7 p.m.
Sun	7/20	WAYNESBORO	1 p.m.
Mon	7/21	at Staunton	7:30 p.m.

All times Eastern & subject to change.
Home games indicated in **CAPS & BOLD**.

GAME 6 | FRIDAY, JUNE 6 | 7:00 PM | vs. STAUNTON | CHO AIRPORT FIELD

WATCH: FACEBOOK & YOUTUBE LIVE | **LISTEN:** VBL AUDIO

Commentators: Luke Stefanisko & Landon Weaver



**STAUNTON
BRAVES**

5-1

Head Coach: Brian Sutphin
5-1 (1st season)

PROBABLE STARTER
TBA

**CHARLOTTESVILLE
TOM SOX**

1-4

Head Coach: Randy Tomlin
31-19 (2nd season)



PROBABLE STARTER
RHP BRADLEY LINK

SERIES HISTORY

ALL-TIME: CHARLOTTESVILLE LEADS 38-24 | **STREAK:** W1 | **LAST MEETING:** W, 10-4 (7/14/24)
IN STAUNTON: 15-16 | **IN CHARLOTTESVILLE:** 23-9 | **POSTSEASON:** 4-1 | **LAST 10:** 7-3

ROUGH STRETCH

- The Charlottesville Tom Sox have lost four of their five games to begin the 2025 season
- After a 10-9 comeback victory in Waynesboro on Tuesday, the 'Sox fell at home to Front Royal on Wednesday, and then forfeited their matchup with Covington on Thursday
- In the midweek clash with the Cardinals, Charlottesville led 4-2 entering the eighth inning
- Kaegan Costa** (Paul D. Camp) kept his great start to the season going with a two-run single in the second inning
- Gian De Castro** (Arizona State) and **Jackson Sirois** (Virginia) also drove in runs
- The game quickly took a turn in the wrong direction as the Tom Sox bullpen allowed eight runs to score in the eighth inning on no hits, with Front Royal walking eight times
- Offensively, the 'Sox failed to capitalize with runners in scoring position, stranding 15 throughout the game
- The 'Sox are now 0-3 at home this season

ROSTER ADDITIONS

- The Tom Sox have added both **RHP Luke Craytor** (Virginia Tech) and **RHP Brandon Eldridge** (Florida Southwestern) to the active roster ahead of today's game
- Craytor made 21 appearances for the Hokies this spring, and collected two saves, while Eldridge made 17 appearances for the Bucs, and finished with a 5.84 ERA

10TH SEASON OF TOM SOX BASEBALL

- 2025 marks the tenth season of Charlottesville Tom Sox baseball
- Since 2015, the team's inaugural season, the 'Sox have won four Valley League Championships, appeared in the championship series six times, and been a step in over 30 professional player's journeys
- Over the last decade, the Tom Sox have won 254 games, and have a winning percentage of .599

RETURNING 'SOX

- The Tom Sox are excited to welcome back three players from last year's Valley League title team back to CHO Airport Field at Charlottesville High School
- James Nunnallee** (Virginia), **Kaegan Costa** (Paul D Camp CC), and **Trevor Booton** (Auburn) were all on last year's team, and are on this year's active roster

COAST TO COAST

- Charlottesville's active roster features 27 players from Division I and four Junior College players across 16 conferences in college baseball
- The 'Sox are from nine states across the country (Florida, Georgia, Illinois, Kentucky, Maryland, North Carolina, South Carolina, Pennsylvania, Virginia), with Virginia being the most represented (15 players)

WEDNESDAY'S LINEUP

Pos.	#	Name	School	B/T	Avg.	R	H	RBI	BB	OPS	SB-ATT	Of Note
CF	14	Kyle Langley	James Madison	L/L	.222	3	4	4	3	.777	1-1	Has been in leadoff spot every game
SS	3	Adonys Velez	FIU	R/R	.188	4	3	1	2	.504	1-1	Played both 2B and SS so far
2B	18	Jackson Sirois	Virginia	R/R	.278	2	5	1	2	.628	0-1	Reached base 7x in last 3 games
1B	10	Patrick Niehus	Gardner-Webb	R/R	.333	3	5	1	5	.900	1-1	Reached base 10x in last 3 games
DH	40	Andrew Mannelly	Wofford	L/L	.250	1	1	0	0	.650	0-0	Made Tom Sox debut on Wednesday
3B	44	Gian De Castro	Arizona State	L/R	.000	1	0	0	2	.182	0-1	Made season debut at Waynesboro
RF	26	Braden Weaver	Liberty	R/R	.000	7	1	0	0	.222	0-0	Still in search of first hit
LF	4	JD Wolff	Air Force	L/R	.200	1	1	0	2	.700	0-0	Got first hit of season on Wednesday
C	6	Kaegan Costa	Paul D. Camp	R/R	.600	0	3	3	3	1.350	0-1	3 RBI in last two games

1st Base Coach: Thomas Abell | **3rd Base Coach:** Randy Tomlin | **Mound Visits:** Chris Glaize | **Pitching Changes:** Randy Tomlin

2025 CHARLOTTESVILLE TOM SOX GAME NOTES

QUICK FACTS

TEAM

Name.....Charlottesville Tom Sox
Location Charlottesville, Virginia
Founded 2014
Governing Org.....Charlottesville Community
.....Baseball, Inc.
Colors Green, Blue, Grey
MascotPrairiewether Lewis ("Lewie")
LeagueValley Baseball League (VBL)
President/General Manager.....Chesley Mullins
Vice President.....Jud Foster
TreasurerMichael Phillips

STADIUM

Home Stadium.....Charlottesville High School
Capacity3,256
Dimensions..... LF-320, CF-385, RF-290

COACHING STAFF

Head Coach.....**Randy Tomlin**
Alma Mater Liberty
Year with Charlottesville 2nd
Assistant Coach.....**Chris Glaize**
Alma Mater Bridgewater
Year with Charlottesville 1st
Assistant Coach.....**Joey Davis**
Alma Mater Ohio Dominican
Year with Charlottesville 1st
Assistant Coach.....**Jim Darin**
Alma Mater Virginia/Averett
Year with Charlottesville 4th (2nd stint)
Assistant Coach.....**Coy Tomlin**
Year with Charlottesville 2nd
Assistant Coach.....**Thomas Abell**
Year with Charlottesville 1st

PROGRAM HISTORY

First Season.....2015
All-Time Record (10th season) 254-170 (.599)
VBL Championships4 (2017, '19, '22, '24)
Finals Appearances.....6 (2017-19, 2022-24)

MEDIA INFO

X/Twitter @CvilleTomSox
Instagram @cvilletomsox
Facebook..... @CvilleTomSox
YouTube..... @cvilletomsox
TikTok..... @cvilletomsox
Website TomSox.org

Primary Contact..... **Nathan Schwartz**
Email nathanschwartz@tomsox.org
Phone (301) 980-5319

SCOUTING THE BRAVES

- Staunton boasts the best record in the Valley League so far at 5-1
- The Braves won their first three games by a combined score of 34-13, and in their last two wins, they are outscoring their opponents, 29-7
- The Braves offense has been outstanding to begin the summer, holding the Valley League lead in runs scored with 70 (Harrisonburg is in second place with 49 runs scored)
- Staunton also holds the league lead in hits, doubles, walks, on base percentage, and OPS
- Ty Galusky leads the Braves with a .545 AVG, but Wyatt Peifer has been their most well-rounded hitter
- Peifer is hitting for a .391 AVG, and has a home run, four doubles, eight RBI, and six walks
- On the mound, Staunton has a 4.32 ERA as a team, the third best mark in the Valley League
- Opponents are hitting for a .212 AVG against Staunton pitching, and the Braves have walked the fewest batters out of any Valley League team (16)

COACHES CORNER

- **Randy Tomlin**, the reigning VBL South Division Coach of the Year, returns to Charlottesville for his second season at the helm of the Tom Sox
- Last season, Tomlin became the third Tom Sox head coach to earn Coach of the Year honors, joining Corey Hunt (2017) and Kory Koehler (2021)
- Tomlin led the 'Sox to a 30-15 overall record in his first season, a league-best 26-13 regular season record, and the fourth Valley Baseball League Championship in team history
- Tomlin is also the current head coach at Liberty Christian Academy
- Under Tomlin, the Tom Sox finished top three in the VBL in batting average, runs scored, ERA and WHIP during the regular season
- Randy's son, **Coy Tomlin**, also returns for his second season as an assistant coach, where he will continue to bring infectious energy to the ballpark each night
- Assistant coaches **Thomas Abell**, **Jim Darin**, **Joey Davis** (Hitting), and **Chris Glaize** (Pitching) round out the 2025 staff
- Darin, previously on Corey Hunt's staff from 2017-2019, rejoins the staff after three trips to the Valley League Championship
- Davis, the hitting coach, is a two-time World Series champion, spent 10 years as a major league scout for the Toronto Blue Jays, Philadelphia Phillies, and Atlanta Braves, and has previously coached at Berry College, St. Leo College, Western Kentucky, as well as both the Blue Jays and Phillies organizations
- Glaize, the pitching coach, is currently the head coach at Brookville High School in Lynchburg, VA, and has previously served as an assistant coach for the Purcellville Cannons and Winchester Royals

A JAM-PACKED SCHEDULE

- The Valley Baseball League and Charlottesville Tom Sox have announced exciting changes for the 2025 schedule
- Inter-division play returns this season as part of the 42-game slate, with every team playing each team in their own division six times (three home and three road), and every team in the other division twice (one home and one road)
- Another exciting change this season revolves around the brand-new playoff format, which grants a playoff berth to all 12 teams
- The top two seeds in each division will receive a first-round bye, while seeds 3-6 play their preliminary single-elimination game, then the remaining teams will play out the quarterfinal and semifinal games in order to determine who punches each division's ticket to the championship, which remains a three-game series

A MAGICAL 2024

- It was a magical season in Charlottesville a year ago, as the

Tom Sox brought home the VBL title for the fourth time in franchise history

- Throughout the regular season, the 'Sox were stellar, as they secured their second consecutive VBL regular season crown, finishing 0.5 games ahead of Purcellville at 26-13 on the year
- They carried home a division title for the fourth straight season, winning the South by four games over Harrisonburg
- The Tom Sox rolled through June with relative ease, going 17-4, scoring in double-digits in nine of those 21 games
- The 'Sox felt more adversity in July as rosters began to turn over, but they never lost consecutive games until after they locked up the division title
- **Colby Wallace** (East Carolina) paced Charlottesville's offense in the regular season, winning the league batting title with a .470 batting average
- He added a team-leading .464 on-base percentage and also ranked among the league's best in slugging percentage (.489)
- Including the playoffs, Wallace hit for a team-best .348 batting average, tallied 10 extra base hits, and drove in 22 runs
- **Ryan Wynn** (Wofford) and **Robbie Lavey** (George Washington) also put forth impressive seasons
- Lavey paced the team among active players with six home runs (including playoffs), while Wynn ranked among the league's top five sluggers with seven doubles, three triples, a home run, and a .467 slugging percentage
- A variety of arms led the 'Sox throughout the year, including **Chase Stryker**, who held a 2.27 ERA in 35.2 innings, and **James Hays** (Stetson) who carried a 3.94 ERA in 32 innings
- **Trevor Borton** (Auburn), **Daniel Powell**, (Kennesaw State), **Ryan Grzesiak** (Florida Southwestern), **Bobby Olsen** (Villanova), and **Will Pearson** (Iowa) were among those making the biggest impacts out of the bullpen
- In the South Division Championship Series, Culpeper took game one, 4-1, putting the 'Sox in elimination mode
- In response to the game one loss, the 'Sox put up 27 runs across the next two games, winning game two, 8-1, and game three, 19-2 in seven innings
- The 19 runs scored in game three is a Tom Sox playoff record, and tied the franchise record for most runs scored in a game
- In the Valley League Championship Series against Purcellville, the Tom Sox and Cannons put on a show
- In game one, the Cannons led 5-3 in the bottom of the eighth, but **Robbie Lavey** (George Washington) came up clutch with a two-run single to tie the game
- In extras, **Sam Mummaw** (Jacksonville) blasted a walk-off two run homer to give the 'Sox a 1-0 series lead
- Game two was a much different story for the 'Sox though
- Charlottesville scored seven runs in its first two at-bats, but then Purcellville responded to that deficit with 21 unanswered runs, and evened the series with a 21-8 run-rule win
- In the deciding game three, it was the Cannons taking an early lead, holding a 4-0 advantage going into the bottom of the fifth
- The Tom Sox responded with a six-run fifth, highlighted by RBI singles from **Colby Wallace** (East Carolina) and **Caden Ferraro** (Blinn)
- **Chase Stryker** limited the Cannons offense in the middle innings, and Cooper Blauser's two-run homer in the eighth provided the insurance Charlottesville needed
- Daniel Powell struck out the side in the ninth, sealing the fourth Valley League Championship in Charlottesville Tom Sox franchise history

'SOX ON THE ROAD TO OMAHA

- 24 former Tom Sox competed in this year's NCAA Tournament with their eyes set on reaching the College World Series in Omaha, NE
- The 'Sox were represented in 10 of the 16 NCAA Regionals across the country, including six players playing in the Conway Regional hosted by Coastal Carolina

2025 CHARLOTTESVILLE TOM SOX GAME NOTES

- Eight of those players (**John Armstrong** - Auburn, **Cade Belyeu** - Auburn, **Dean Mihos** - Coastal Carolina, **Zach Root** - Arkansas, **Cale Stricklin** - Auburn, **Justin Thomas** - Arkansas, **Derek Williams** - Miami) advanced to the NCAA Super Regionals, which start today

'SOX IN THE PROS

- Four former Tom Sox are currently playing in the majors (**Connor Gillispie** - Marlins, **Vinnie Pasquantino** - Royals, **Carson Spiers** - Reds, **Wyatt Langford** - Rangers)
- Gillispie, Pasquantino, and Spiers all played for Charlottesville in 2017 when the 'Sox won their first VBL title, while Langford played for the Tom Sox in 2021
- The 'Sox also have 29 former players currently playing Minor League Baseball
- Kyle Nicolas**, who pitched for Charlottesville in 2018, made his MLB Debut with the Pittsburgh Pirates in 2023, and has

appeared in 62 games

- Nicolas is currently playing for the Pirates AAA affiliate, the Indianapolis Indians

A WINNING MODEL

- The Tom Sox have been the Valley League's most successful team since winning their first title in 2017
- The 'Sox have appeared in all but one championship series since 2017 and have won the league title in four of the last seven seasons
- Charlottesville's 190-99 record since the start of the 2017 season is the best in the VBL
- Charlottesville's seven championship appearances and four titles since 2017 are both the most in the VBL over that span
- The Tom Sox have won the VBL title in alternating seasons since 2017 ('17, '19, '22 (2020 season cancelled), '24)

TALE OF THE TAPE

OFFENSE

Staunton		Charlottesville
.289	Batting Avg.	.244
.945	OPS	.712
11.7	Runs/Game	5.5
14	Doubles	3
8	Home Runs	2
9.8	Walks/Game	8
10.3	Strikeouts/Game	8
16-18 (88.9%)	Stolen Bases-Att. (Pct.)	3-7 (42.9%)

DEFENSE

Staunton		Charlottesville
4.32	ERA	8.00
.212	Opponent BA	.245
2.67	Walks/Game	9.75
7.67	Strikeouts/Game	9.25
2.9	Strikeouts per Walk	0.95
1.12	WHIP	2.06
.954	Fielding Pct.	.953
10	Errors	7

TEAM LEADERS

OFFENSE

Staunton		Charlottesville
Ty Galusky (.545)	Batting Avg.	Tanner Schaedel (.364)
Ty Galusky (1.506)	OPS	H. Lutterman (.930)
Wyatt Peifer (13)	Runs	Adonys Velez (4)
Wyatt Peifer (8)	RBI	Patrick Niehus (5)
Wyatt Peifer (4)	Doubles	Three players (1)
Campbell & Fluharty (2)	Home Runs	Langley, Lutterman (1)
Wyatt Campbell (10)	Walks	Patrick Niehus (5)
Three players (3)	Stolen Bases	Three players (1)

Min: 2.7 PA/team game | Average stats include active players only

DEFENSE

Staunton		Charlottesville
Mason Tompkins (0.00)	ERA	DeRossi-Cytron (5.40)
Ismael Borrero (9.2)	Innings Pitched	DeRossi-Cytron (5.0)
Five players (1)	Wins	Trevor Booton (1)
Evan Koehler (1)	Saves	Jason Ban (1)
Ismael Borrero (6)	Walks	Three players (6)
Griffin Madden (9)	Strikeouts	Alex Bingler (6)
Mason Tompkins (.100)	Opponent AVG	DeRossi-Cytron (.211)
Mason Tompkins (.50)	WHIP	DeRossi-Cytron (1.00)

Min: 0.8 IP/team game | Average stats include active players only

MEDIA INFORMATION

COMMUNICATIONS: Nathan Schwartz handles communications for the Charlottesville Tom Sox. For any questions, interviews, or requests, contact Nathan at nathanschwartz@tomsox.org or (301) 980-5319.

INTERVIEWS: All interviews must be arranged with prior notice by contacting Nathan Schwartz. Most interviews will take place prior to and during batting practice on game days. 24 hours of advance notice is appreciated.

ADMISSION: Media should mention their affiliation at the gate to receive free admission.

FACILITIES: The Tom Sox are unable to provide a standard press box for coverage. Print media are encouraged to cover the game from atop the press box or in the stands. Cameras are allowed throughout the stadium.

LIVE STATS: The Valley League's live statistics are powered by Pointstreak. Access all live VBL games at bit.ly/VBLLiveStats.

WATCH & LISTEN: All Tom Sox home and away games are available to view live by visiting the [Charlottesville Tom Sox Facebook page](#) or [Tom Sox YouTube channel](#). Audio-only streams are available on the Valley Baseball League Audio Network at bit.ly/VBLAudio.

FOLLOW THE SOX: The most up-to-date team information is located on the team's official social media accounts, @CvilleTomSox.



WATCH MORE: The Tom Sox YouTube channel provides an inside look into Tom Sox baseball. Check out more at [Tom Sox YouTube channel](#).

AROUND THE LEAGUE

VALLEY LEAGUE STANDINGS

NORTH

	W-L	PCT.	LAST 10	STREAK
1. Woodstock	4-1	.800	4-1	W1
2. Front Royal	3-2	.600	3-2	W1
Purcellville	3-2	.600	3-2	W3
Strasburg	3-2	.600	3-2	L1
Winchester	3-2	.600	3-2	W2
6. New Market	2-3	.400	2-3	L1

SOUTH

	W-L	PCT.	LAST 10	STREAK
1. Staunton	5-1	.833	5-1	W2
2. Harrisonburg	4-2	.667	4-2	L2
3. Covington	2-4	.333	2-4	W1
4. Charlottesville	1-4	.200	1-4	L2
Culpeper	1-4	.200	1-4	L1
6. Waynesboro	1-5	.167	1-5	L3

TONIGHT'S MATCHUPS

	Time
Waynesboro at Covington	6:30 ET
Culpeper at Harrisonburg	7 ET
Woodstock at Purcellville	7 ET
Front Royal at Winchester	7 ET
Strasburg at New Market	7:30 ET

SOUTH DIV. PLAYERS OF THE WEEK

--

LAST MEETING

Charlottesville 10, Staunton 4

July 14, 2024 at Charlottesville, VA (CHO Airport Field)

BATTING	AB	R	H	RBI
Dean Mihos cf	6	1	2	1
Cale Stricklin c	2	2	0	1
Robbie Lavey 1b	3	0	1	1
Colby Wallace 3b	5	1	4	3
Caden Ferraro lf	4	0	0	0
Cooper Blausner rf	4	1	1	1
Nathan Fink ph/rf	1	0	0	0
Nick Parham ss	3	2	2	1
Isaac VanderWoude ph/2b	0	1	0	0
Jack McMullan dh	2	1	0	1
Sam Mummau 2b/ss	3	1	1	1
Totals	33	10	11	10

PITCHING	IP	H	R	ER	BB	SO
Trevor Booton (W, 3-1)	5.0	2	3	3	3	1
Brett Gastman	3.1	2	1	0	0	2
Will Pearson	0.2	0	0	0	0	1
Totals	9.0	4	4	3	3	4

2025 CHARLOTTESVILLE TOM SOX GAME NOTES

ACTIVE ROSTER

No.	Name	Pos.	B/T	Ht.	Wt.	Year	Hometown / School
1	Jesus Cesari	UTL	R/R	5'8	160	SO	Charlottesville, VA / Southeast Arkansas College
2	James Nunnallee	OF	L/R	6'0	185	SO	Aldie, VA / Virginia
3	Adonys Velez	INF	R/R	6'1	190	SO	Orlando, FL / Florida International
4	JD Wolff	UTL	L/R	5'8	170	SO	Greencastle, PA / Air Force
6	Kaegan Costa	C	R/R	5'11	190	JR	Palmyra, VA / Paul D Camp
10	Patrick Niehus	INF	R/R	6'2	200	SO	Bradenton, FL / Gardner-Webb
11	Bradley Link	RHP	R/R	5'10	180	R-SO	Palm Beach Gardens, FL / Pensacola State College
12	Riley Roarty	RHP	L/R	6'5	205	SO	Midlothian, VA / VCU
14	Kyle Langley	OF	L/L	5'11	185	JR	Arlington, VA / James Madison
15	Tanner Schaedel	INF	R/R	6'2	190	SO	Virginia Beach, VA / Old Dominion
18	Jackson Sirois	INF	R/R	6'0	180	SO	Leesburg, VA / Virginia
19	Hudson Lutterman	INF	R/R	5'10	185	SO	La Grange, KY / Virginia Tech
20	Alex Binger	LHP	L/L	6'3	200	SO	Charlottesville, VA / James Madison
21	Jett Bristow	OF	R/R	6'4	196	FR	Richmond, VA / Virginia
22	Lane Duff	LHP	R/L	6'3	200	R-SO	Forest, VA / James Madison
23	Eli DeRossi-Cytron	RHP	R/R	6'3	203	R-SO	Frederick, MD / Mount St. Mary's
24	Elijah Coston	OF/LHP	L/L	6'2	195	SO	Chester, VA / VCU
25	Tim Lawson	LHP	L/L	6'4	220	SO	Chapel Hill, NC / North Carolina
26	Braden Weaver	OF	R/R	5'10	190	R-FR	Forest, VA / Liberty
27	Tristan Dietrich	LHP	R/L	6'5	194	JR	Phoenixville, PA / Florida International
32	Dawson Newman	LHP	R/L	6'2	180	SO	Chesapeake, VA / Coastal Carolina
33	Brandon Eldridge	RHP	R/R	6'1	195	JR	Aynor, SC / Florida Southwestern
35	Trevor Booton	RHP	R/R	6'4	220	R-SO	LaGrange, GA / Auburn
36	Evan Alwine	RHP	R/R	6'5	225	JR	Altoona, PA / Florida International
37	Jason Ban	LHP	L/L	6'2	205	JR	Glenview, IL / Davidson
39	Walker Buchanan	OF	R/R	6'3	230	JR	Jupiter, FL / Virginia
40	Andrew Mannelly	OF	L/L	6'0	200	SR	Sandy Springs, GA / Wofford
42	JT Gibson	LHP	R/L	6'4	215	R-JR	McLean, VA / Kennesaw State
44	Gian De Castro	UTL	L/R	6'4	225	SO	Weston, FL / Arizona State
45	Addison Stockham	LHP	L/L	6'3	225	JR	Lexington, KY / Eastern Kentucky
46	Luke Craytor	RHP	R/R	6'5	220	SR	Charlottesville, VA / Virginia Tech

COACHING STAFF

HEAD COACH: 29 Randy Tomlin (2nd season)

ASSISTANT COACH: 17 Jim Darin (4th)

ASSISTANT COACH: 28 Coy Tomlin (2nd)

ASSISTANT COACH: 34 Joey Davis (1st)

ASSISTANT COACH: 41 Thomas Abell (1st)

ASSISTANT COACH: 50 Chris Glaize (1st)

PRONOUNCIATION GUIDE

Evan Alwine	All-wine
Trevor Booton	Boot-in
Eli DeRossi- Cytron	Sit-trin
Tristan Dietrich	Dee-trick
Gian De Castro	Gee-ahn
Chris Glaize	Glaze
Kaegan Costa	Kay-gan

Hudson Lutterman	LOOT-er-man
Patrick Niehus	KNEE-us
James Nunnallee	None-uh-lee
Tanner Schaedel	Shay-dull
Jackson Sirois	Sih-ROY
Adonys Velez	Ve-lez


2025 CHARLOTTESVILLE TOM SOX GAME NOTES

TONIGHT'S STARTER

11

SCHOOL: **PENSACOLA STATE COLLEGE**

HOMETOWN: **PALM BEACH GARDENS, FL**



YEAR	BATS/THROWS
R-SO	R/R
HEIGHT	WEIGHT
5'10"	180 lbs

BRADLEY LINK RIGHT-HANDED PITCHER

SEASON STATS

ERA	W-L	APP	GS	CG	SHO	SV	IP	H	R	ER	BB	SO	2B	3B	HR	B/Avg	WP	HBP	BK	SFA	SHA
21.00	0-1	2	1	0	0	0	3.0	5	7	7	5	6	0	0	0	.357	0	1	0	0	0
WHIP	P/APP	K/9	BB/9	K/BB	H/9																
3.00	41.5	18.0	15	1.2	15																

ER ALLOWED BY INNING

INN	1	2	3	4	5	6	7	8	9	EX.
Runs	0	0	0	0	0	0	0	0	0	0

SEASON GAME-BY-GAME

DATE	OPPONENT	IP	H	R-ER	BB	K	XBH	NP	DEC
5/31	Harrisonburg	2.0	5	3-3	1	5	0	52	L
6/3	at Waynesboro	1.0	0	4-4	4	1	0	31	-

TOM SOX PITCHING - SEASON

	W-L (S)	ERA	IP	H	R-ER	BB	SO	BAA	HR
Totals	1-3 (1)	8.00	36.0	34	36-32	39	37	.245	2
Starters	0-1	6.94	11.2	13	9-9	3	12	.283	1
Bullpen	1-2 (1)	8.51	24.1	21	27-23	36	25	.226	1
Home	0-3	7.67	27.0	25	27-23	32	30	.238	2
Road	1-0 (1)	9.00	9.0	9	9-9	7	7	.265	0
May	0-1	8.00	9.0	12	9-8	9	12	--	1
June	1-3	8.00	27.0	22	27-24	30	25	--	1
July									

SEASON HIGHS


2.0	INNINGS PITCHED (START) 5/31 vs. Harrisonburg
1.0	INNINGS PITCHED (RELIEF) 6/3 at Waynesboro
5	STRIKEOUTS 5/31 vs. Harrisonburg
5	HITS ALLOWED 5/31 vs. Harrisonburg
4	ER ALLOWED 6/3 at Waynesboro
4	WALKS ALLOWED 6/3 at Waynesboro
13	BATTERS FACED 5/31 vs. Harrisonburg

SEASON NOTES

- Collected five strikeouts in two innings of work vs. Harrisonburg
- Was first player to take the mound for the Tom Sox in 2025 season

2025 CHARLOTTESVILLE TOM SOX GAME NOTES

PITCHER NOTES



11 BRADLEY LINK

POS HT WT B/T YR
RHP 5'10" 180 R/R R-SO

PENSACOLA STATE COLLEGE
PALM BEACH GARDENS, FL



LAST APPEARANCE

6/3 at Waynesboro

FINAL LINE

1.0 IP, 0 H, 4 ER, 4 BB, 1 K

0-1, 0 SV, 3.0 IP, 21.00 ERA, 5 BB, 6 K

Was first player to take the mound for the Tom Sox in 2025 season

- Collected five strikeouts in two innings of work Served as a steady late game relief arm and made a few starts for PSC this spring
- Held a 8.51 K/9 across 24.1 innings pitched
- Pitched three scoreless innings and picked up a win against Northwest Florida State College (4/12)
- Fired in 3.2 scoreless innings and only allowed one hit against Florida Southwestern (5/2)
- Registered three or more strikeouts five times

SEASON HIGHS

INNINGS: 2.0 (5/31 vs. Harrisonburg)
HITS ALLOWED: 5 (5/31 vs. Harrisonburg)
ER ALLOWED: 4 (6/3 at Waynesboro)
BB ALLOWED: 2 (5x)
STRIKEOUTS: 4 (6/3 at Waynesboro)
BATTERS FACED: 13 (5/31 vs. Harrisonburg)
PITCHES: 52 (5/31 vs. Harrisonburg)



12 RILEY ROARTY

POS HT WT B/T YR
RHP 6'5" 205 L/R SO

VCU
MIDLOTHIAN, VA



LAST APPEARANCE

6/4 vs. Front Royal

FINAL LINE

L, 1.0 IP, 2 H, 4 R (3 ER), 3 BB, 0 K

0-1, 0 SV, 3.0 IP, 18.00 ERA, 6 BB, 1 K

Saw consistent opportunities during weekend series in his first season of college baseball

- Picked up first collegiate strikeout in first collegiate appearance at North Carolina (2/25)
- Had multiple strikeouts vs. Virginia, Fordham, St. Bonaventure and Richmond

SEASON HIGHS

INNINGS: 2.0 (5/31 vs. Harrisonburg)
HITS ALLOWED: 3 (5/31 vs. Harrisonburg)
ER ALLOWED: 3 (2x)
BB ALLOWED: 3 (2x)
STRIKEOUTS: 1 (5/31 vs. Harrisonburg)
BATTERS FACED: 12 (5/31 vs. Harrisonburg)
PITCHES: 43 (5/31 vs. Harrisonburg)



20 ALEX BINGER

POS HT WT B/T YR
LHP 6'3" 200 L/L SO

JAMES MADISON
CHARLOTTESVILLE, VA



LAST APPEARANCE

6/4 vs. Front Royal

FINAL LINE

3.0 IP, 1 H, 1 ER, 1 BB, 5 K

0-1, 0 SV, 4.0 IP, 6.75 ERA, 2 BB, 7 K

Consistent middle reliever for the Dukes in his first collegiate season

- Fired in first collegiate strikeout at Virginia Tech (2/26)
- Earned career highs in innings pitched and strikeouts at Charlotte (3/11)
- Only gave up runs in five of his 15 appearances

SEASON HIGHS

INNINGS: 3.0 (6/4 vs. Front Royal)
HITS ALLOWED: 3 (5/31 vs. Harrisonburg)
ER ALLOWED: 2 (5/31 vs. Harrisonburg)
BB ALLOWED: 1 (2x)
STRIKEOUTS: 5 (6/4 vs. Front Royal)
BATTERS FACED: 12 (6/4 vs. Front Royal)
PITCHES: 48 (6/4 vs. Front Royal)



22 LANE DUFF

POS HT WT B/T YR
LHP 6'3" 200 R/L R-SO

JAMES MADISON
FOREST, VA



LAST APPEARANCE

6/3 at Waynesboro

FINAL LINE

3.0 IP, 4 H, 2 ER, 2 BB, 1 K

0-0, 0 SV, 4.0 IP, 6.75 ERA, 3 BB, 2 K

IN TRANSFER PORTAL

Short usage reliever for JMU this spring

- Struck out his first collegiate batter in first collegiate appearance at Virginia Tech (2/26)
- Nine scoreless outings
- Played under Randy Tomlin at Liberty Christian Academy

SEASON HIGHS

INNINGS: 3.0 (6/3 at Waynesboro)
HITS ALLOWED: 4 (6/3 at Waynesboro)
ER ALLOWED: 2 (6/3 at Waynesboro)
BB ALLOWED: 2 (6/3 at Waynesboro)
STRIKEOUTS: 1 (2x)
BATTERS FACED: 15 (6/3 at Waynesboro)
PITCHES: 44 (6/3 at Waynesboro)

2025 CHARLOTTESVILLE TOM SOX GAME NOTES

PITCHER NOTES



23 ELI DEROSSI-CYTRON

POS HT WT B/T YR
RHP 6'3" 203 R/R R-SO

MOUNT ST. MARY'S
FREDERICK, MD



LAST APPEARANCE

6/1 vs. Woodstock

FINAL LINE

5.0 IP, 4 H, 3 ER, 1 BB, 1 K

0-0, 0 SV, 5.0 IP, 5.40 ERA, 1 BB, 1 K

Has the longest start for a Tom Sox pitcher this season (Vs. Woodstock on 6/1)

- Threw four scoreless innings after giving up a three-run homer in his first inning of work
- Appeared in both a starter and reliever role for The Mount, making eight starts and six relief appearances
- Tossed two quality starts in first year with the Mountaineers (3/9 vs. Sacred Heart, 5/16 vs. Manhattan)
- Had five or more strikeouts in six appearances
- Multiple strikeouts in all but one appearance
- Opened 2025 season with four scoreless innings at Norfolk State (2/14)

SEASON HIGHS (AT MSM)

INNINGS: 6.2 (3/9 vs. Sacred Heart)
HITS ALLOWED: 8 (2x)
ER ALLOWED: 6 (5/11 at Saint Peter's)
BB ALLOWED: 6 (3/23 vs. Niagara)
STRIKEOUTS: 9 (3/9 vs. Sacred Heart)
BATTERS FACED: 28 (4/19 vs. Marist)
PITCHES: 93 (2x)



25 TIM LAWSON

POS HT WT B/T YR
LHP 6'4" 220 L/L SO

NORTH CAROLINA
CHAPEL HILL, NC



LAST APPEARANCE

6/3 at Waynesboro

FINAL LINE

2.0 IP, 2 H, 2 ER, 0 BB, 2 K

0-0, 0 SV, 2.0 IP, 9.00 ERA, 0 BB, 2 K

Two-sport athlete for North Carolina

- TE on football team (did not appear in fall 2024 season)
- LHP on baseball team

SEASON HIGHS

INNINGS: 2.0 (6/3 at Waynesboro)
HITS ALLOWED: 2 (6/3 at Waynesboro)
ER ALLOWED: 2 (6/3 at Waynesboro)
BB ALLOWED: N/A
STRIKEOUTS: 2 (6/3 at Waynesboro)
BATTERS FACED: 9 (6/3 at Waynesboro)
PITCHES: 38 (6/3 at Waynesboro)



27 TRISTAN DIETRICH

POS HT WT B/T YR
LHP 6'5" 194 R/L JR

FLORIDA INTERNATIONAL
PHOENIXVILLE, PA



LAST APPEARANCE

6/1 vs. Woodstock

FINAL LINE

1.0 IP, 0 H, 0 R, 2 BB, 0 K

0-0, 0 SV, 1.0 IP, 0.00 ERA, 2 BB, 0 K

IN TRANSFER PORTAL

High-usage reliever for FIU down the stretch in his sophomore campaign

- Two scoreless appearances to end his season vs. Sam Houston and Kennesaw State
- Multiple strikeouts in five games
- Career-high 3.0 IP vs. Miami (4/23)
- 18th round pick by the Miami Marlins in the 2023 MLB Draft

SEASON HIGHS (AT FIU)

INNINGS: 3.0 (4/23 vs. Miami)
HITS ALLOWED: 4 (4/29 @ Florida Atlantic)
ER ALLOWED: 3 (4/15 @ FGCU)
BB ALLOWED: 3 (3x)
STRIKEOUTS: 3 (2x)
BATTERS FACED: 12 (4/29 @ Florida Atlantic)
PITCHES: 48 (4/18 @ Kennesaw State)



32 DAWSON NEWMAN

POS HT WT B/T YR
LHP 6'2" 180 R/L SO

COASTAL CAROLINA
CHESAPEAKE, VA



LAST APPEARANCE

6/1 vs. Woodstock

FINAL LINE

1.0 IP, 0 H, 1 R (0 ER), 2 BB, 2 K

0-0, 0 SV, 1.0 IP, 0.00 ERA, 2 BB, 2 K

IN TRANSFER PORTAL

Only appeared in one game as a true freshman with the Chanticleers

- Came in the first midweek game of the season

SEASON HIGHS (AT COASTAL)

INNINGS: 0.2 (2/18 vs. Charleston)
HITS ALLOWED: N/A
ER ALLOWED: 1 (2/18 vs. Charleston)
BB ALLOWED: 4 (2/18 vs. Charleston)
STRIKEOUTS: 1 (2/18 vs. Charleston)
BATTERS FACED: 6 (2/18 vs. Charleston)
PITCHES: 35 (2/18 vs. Charleston)

2025 CHARLOTTESVILLE TOM SOX GAME NOTES

PITCHER NOTES



33 BRANDON ELDRIDGE

POS HT WT B/T YR
RHP 6'1" 195 R/R JR

FLORIDA SOUTHWESTERN
AYNOR, SC



LAST APPEARANCE

5/11 vs. Central Florida

FINAL LINE

1.1 IP, 2 H, 2 ER, 2 BB, 1 K

3-1, 1 SV, 37.0 IP, 5.84 ERA, 22 BB, 44 K

Mainly appeared as a reliever, but had a few starts for the Bucs this spring

- Five innings of one-run ball in a start vs. TNXL Academy (2/18)
- Four scoreless innings vs. State College of Florida (3/18)
- Began career at Western Carolina

SEASON HIGHS (WITH FSW)

INNINGS: 5.0 (2/18 vs. TNXL Academy)

HITS ALLOWED: 7 (4/12 vs. Central Florida)

ER ALLOWED: 4 (2x)

BB ALLOWED: 3 (3x)

STRIKEOUTS: 7 (2/18 vs. TNXL Academy)

BATTERS FACED: 19 (2/18 vs. TNXL Academy)

PITCHES: 67 (2/18 vs. TNXL Academy)



35 TREVOR BOOTON

POS HT WT B/T YR
RHP 6'4" 220 R/R R-SO

AUBURN
LAGRANGE, GA



LAST APPEARANCE

6/3 at Waynesboro

FINAL LINE

W, 2.0 IP, 3 H, 1 ER, 0 BB, 2 K

1-0, 0 SV, 2.0 IP, 4.50 ERA, 0 BB, 2 K

Has never appeared at Auburn, but is back for his second season with the Tom Sox

- Made eight appearances (seven starts) in 2024, playing a crucial role in Charlottesville's fourth Valley League Championship run
- Held a 5.08 ERA in 28.1 IP last summer, which were the 3rd most innings pitched on the team
- Struck out 23 batters and walked 14
- Threw four scoreless innings against Covington in his final game (7/19)

SEASON HIGHS (SUMMER '24)

INNINGS: 5.0 (7/14 vs. Staunton)

HITS ALLOWED: 6 (7/5 @ Waynesboro)

ER ALLOWED: 4 (2x)

BB ALLOWED: 3 (2x)

STRIKEOUTS: 4 (4x)

BATTERS FACED: 20 (2x)

PITCHES: 78 (7/14 vs. Staunton)



36 EVAN ALWINE

POS HT WT B/T YR
RHP 6'5" 225 R/R JR

FLORIDA INTERNATIONAL
ALTOONA, PA



LAST APPEARANCE

2/16 vs. Stonehill

FINAL LINE

1.0 IP, 2 H, 3 ER, 1 BB, 3 K

0-0, 0 SV, 1.0 IP, 27.00 ERA, 1 BB, 3 K

IN TRANSFER PORTAL

Only made one appearance in 2025 due to injury

- Made 12 appearances (two starts) as a freshman in 2024
- Went two or more innings in six of those twelve appearances
- Spent last summer with the Wausau Woodchucks in the Northwoods League (Eight appearances, one start, 2-0, 15.1 IP, 4.60 ERA, 11 BB, 12 K)

SEASON HIGHS (2024 AT FIU)

INNINGS: 3.0 (3/5 vs. Bethune-Cookman)

HITS ALLOWED: 4 (5/17 vs. Iowa)

ER ALLOWED: 4 (3/13 vs. FGCU)

BB ALLOWED: 4 (3/1 @ Seton Hall)

STRIKEOUTS: 3 (2x)

BATTERS FACED: 11 (2x)

PITCHES: 50 (5/3 @ Liberty)



37 JASON BAN

POS HT WT B/T YR
LHP 6'2" 205 L/L JR

DAVIDSON
GLENVIEW, IL



LAST APPEARANCE

6/3 at Waynesboro

FINAL LINE

SV, 1.0 IP, 0 H, 0 R, 1 BB, 1 K

0-0, 1 SV, 3.0 IP, 0.00 ERA, 3 BB, 3 K

One of Davidson's most-used arms over the last two seasons out of the bullpen

- Two scoreless innings vs. Bryant (2/14) and Lafayette (3/1)
- 1.2 scoreless innings at Dayton (3/29)
- Two starts in each of his first two seasons at Davidson

SEASON HIGHS

INNINGS: 2.0 (5/31 vs. Harrisonburg)

HITS ALLOWED: N/A

ER ALLOWED: N/A

BB ALLOWED: 2 (5/31 vs. Harrisonburg)


STRIKEOUTS: 2 (5/31 vs. Harrisonburg)

BATTERS FACED: 9 (5/31 vs. Harrisonburg)

PITCHES: 34 (5/31 vs. Harrisonburg)

2025 CHARLOTTESVILLE TOM SOX GAME NOTES

PITCHER NOTES



42 JT GIBSON

POS HT WT B/T YR
LHP 6'4" 215 R/L R-JR

KENNESAW STATE
MCLEAN, VA



LAST APPEARANCE

6/4 vs. Front Royal

FINAL LINE

2.2 IP, 2 H, 1 ER, 1 BB, 4 K

0-0, 0 SV, 2.2 IP, 3.38 ERA, 1 BB, 4 K

Used in short stints in first year at Kennesaw State after transferring from Virginia Tech

- 1.2 scoreless innings at Louisiana Tech (3/30)
- Two scoreless outings vs. Georgia (2/18 & 4/29)

SEASON HIGHS (AT KSU)

INNINGS: 1.2 (3/30 @ Louisiana Tech)

HITS ALLOWED: 2 (3x)

ER ALLOWED: 3 (3x)

BB ALLOWED: 3 (2x)

STRIKEOUTS: 3 (2/18 vs. Georgia)

BATTERS FACED: 8 (2/21 vs. Columbia)

PITCHES: 32 (3x)



45 ADDISON STOCKHAM

POS HT WT B/T YR
LHP 6'3" 225 L/L JR

EASTERN KENTUCKY
LEXINGTON, KY



LAST APPEARANCE

6/4 vs. Front Royal

FINAL LINE

0.1 IP, 0 H, 4 ER, 4 BB, 1 K

0-0, 0 SV, 2.1 IP, 19.29 ERA, 6 BB, 4 K

Solid option for Eastern Kentucky out of the bullpen in 2025

- Scoreless innings on the road against two national seeds in this year's NCAA Tournament (2/22 @ Ole Miss & 3/25 @ Vanderbilt)

SEASON HIGHS

INNINGS: 2.0 (5/31 vs. Harrisonburg)

HITS ALLOWED: 2 (5/31 vs.

Harrisonburg)

ER ALLOWED: 4 (6/4 vs. Front Royal)

BB ALLOWED: 4 (6/4 vs. Front Royal)

STRIKEOUTS: 3 (5/31 vs. Harrisonburg)

BATTERS FACED: 10 (5/31 vs.

Harrisonburg)

PITCHES: 48 (5/31 vs. Harrisonburg)



46 LUKE CRAYTOR

POS HT WT B/T YR
RHP 6'5" 220 R/R SR

VIRGINIA TECH
CHARLOTTESVILLE, VA



LAST APPEARANCE

5/15 vs. Virginia

FINAL LINE

0.0 IP, 4 H, 3 ER, 0 BB, 0 K

1-2, 2 SV, 18.1 IP, 8.84 ERA, 17 BB, 21 K

Veteran arm with experience as both a starter and a reliever

- Two scoreless innings and a save vs. ETSU (2/18)
- 1.1 perfect innings vs. Mercer (5/11)
- Spent first two seasons at Lafayette

SEASON HIGHS (AT VA TECH)

INNINGS: 2.0 (2x)

HITS ALLOWED: 5 (2x)

ER ALLOWED: 4 (4/1 vs. Radford)

BB ALLOWED: 3 (3/2 at East Carolina)

STRIKEOUTS: 4 (5/4 at Pitt)

BATTERS FACED: 12 (5/4 at Pitt)

PITCHES: 43 (5/4 at Pitt)

2025 CHARLOTTESVILLE TOM SOX GAME NOTES

HITTER NOTES



1 JESUS CESARI

POS HT WT B/T YR
UTL 5'8" 160 R/R SO

SOUTHEAST ARKANSAS COLLEGE
MARACAY, VENEZUELA



HITTING STREAK

1 Game

ON BASE STREAK

2 Games

.756 OPS, .200 AVG, 0 HR, 1 RBI, 4 BB

- Hit for a .367 AVG with SEARK this spring
- Five doubles during 2025 season
- Hits in his final three games
- Multi-hit games vs. Lyon College JV (3/10), Carl Albert State College (3/16), and Champion Christian (4/28)

SEASON HIGHS

AT-BATS: 2 (2x)
HITS: 1 (6/3 at Waynesboro)
RBI: 1 (6/3 at Waynesboro)
RUNS: 1 (2x)
DOUBLES: N/A
HOME RUNS: N/A
WALKS: 2 (2x)



2 JAMES NUNNALLEE

POS HT WT B/T YR
OF 6'0" 185 L/R SO

VIRGINIA
ALDIE, VA



HITTING STREAK

--

ON BASE STREAK

--

.808 OPS, .296 AVG, 1 HR, 26 RBI, 18 BB

IN TRANSFER PORTAL

- Collected first collegiate hit and RBI as part of a three-hit day vs. Villanova (2/15)
- 5-5, 2B, 4 RBI vs. Dartmouth (3/2)
- Had a career day at Georgia Tech on April 25, by going 4-4 with his first collegiate home run, two doubles, and three RBI
- Eight multi-hit games
- Had an 18 game on-base streak during the middle of the season
- One of three returning 'Sox on Opening Day roster (2-13, RBI, BB, 2 SB last summer)

SEASON HIGHS (AT VIRGINIA)

AT-BATS: 5 (6x)
HITS: 5 (3/2 vs. Dartmouth)
RBI: 4 (3/2 vs. Dartmouth)
RUNS: 3 (2x)
DOUBLES: 2 (4/25 at Georgia Tech)
HOME RUNS: 1 (4/25 at Georgia Tech)
WALKS: 4 (4/1 vs. Old Dominion)



3 ADONYS VELEZ

POS HT WT B/T YR
INF 6'1" 190 R/R SO

FLORIDA INTERNATIONAL
ORLANDO, FL



HITTING STREAK

3 Games

ON BASE STREAK

3 Games

.504 OPS, .188 AVG, 0 HR, 1 RBI, 2 BB

- Played sparingly in first season wit FIU
- Earned first collegiate hit, extra base hit, and RBI during a three-hit game at Florida Gulf Coast (4/15)
- Hit first collegiate home run at Sam Houston (5/17)

SEASON HIGHS

AT-BATS: 4 (4x)
HITS: 1 (3x)
RBI: 1 (6/3 at Waynesboro)
RUNS: 2 (6/3 at Waynesboro)
DOUBLES: N/A
HOME RUNS: N/A
WALKS: 1 (2x)



4 JD WOLFF

POS HT WT B/T YR
UTL 5'8" 170 L/R SO

AIR FORCE
GREENCASTLE, PA



HITTING STREAK

1 Game

ON BASE STREAK

2 Games

.700 OPS, .200 AVG, 0 HR, 0 RBI, 2 BB

- Made first collegiate appearance at Vanderbilt (2/17)

SEASON HIGHS

AT-BATS: 3 (6/4 vs. Front Royal)
HITS: 1 (6/4 vs. Front Royal)
RBI: N/A
RUNS: 1 (6/1 vs. Woodstock)
DOUBLES: N/A
HOME RUNS: N/A
WALKS: 2 (6/1 vs. Woodstock)

2025 CHARLOTTESVILLE TOM SOX GAME NOTES

HITTER NOTES



6 KAEGAN COSTA

POS	HT	WT	B/T	YR
C	5'11"	190	R/R	JR

PAUL D. CAMP CC
PALMYRA, VA



HITTING STREAK

2 Games

ON BASE STREAK

2 Games

1.350 OPS, .600 AVG, 0 HR, 3 RBI, 3 BB

- Breakout spring at the JUCO level
- Began season with an 18 game on base streak with hits in 15 of those games
- 11 multi-hit games, including three games with 3+ hits
- 3-3, 2 RBI, BB at USC Salkehatchie (2/8)
- 3-5, 2B, 2 RBI vs. Pitt CC (2/25)
- One of three returning 'Sox on Opening Day roster
- 0-1, RBI, BB with Tom Sox last summer

SEASON HIGHS

AT-BATS: 3 (6/4 vs. Front Royal)
HITS: 2 (6/4 vs. Front Royal)
RBI: 2 (6/4 vs. Front Royal)
RUNS: N/A
DOUBLES: N/A
HOME RUNS: N/A
WALKS: 2 (6/4 vs. Front Royal)



10 PATRICK NIEHUS

POS	HT	WT	B/T	YR
INF	6'2"	200	R/R	SO

GARDNER-WEBB
BRADENTON, FL



HITTING STREAK

3 Games

ON BASE STREAK

3 Games

.900 OPS, .333 AVG, 0 HR, 5 RBI, 5 BB

- Season opener vs. Harrisonburg was first collegiate action
- Did not appear this spring for Gardner-Webb

SEASON HIGHS

AT-BATS: 4 (3x)
HITS: 2 (2x)
RBI: 3 (6/3 @ Waynesboro)
RUNS: 2 (6/3 @ Waynesboro)
DOUBLES: 1 (6/3 @ Waynesboro)
HOME RUNS: N/A
WALKS: 2 (2x)



14 KYLE LANGLEY

POS	HT	WT	B/T	YR
OF	5'11"	185	L/L	JR

JAMES MADISON
ARLINGTON, VA



HITTING STREAK

3 Games

ON BASE STREAK

3 Games

.777 OPS, .222 AVG, 1 HR, 4 RBI, 3 BB

- Everyday left fielder for James Madison this spring
- Three games with two stolen bases (16 on the season)
- 11 multi-hit games
- 2-4, 2 RBI, BB, SB vs. Fairfield (2/28)
- 3-5, 2B, 4 RBI, 2 SB at Longwood (4/8)
- 3-4, 2 RBI, BB, SB at Texas State (5/15)

SEASON HIGHS

AT-BATS: 5 (2x)
HITS: 2 (6/1 vs. Woodstock)
RBI: 3 (6/1 vs. Woodstock)
RUNS: 2 (6/1 vs. Woodstock)
DOUBLES: 1 (6/1 vs. Woodstock)
HOME RUNS: 1 (6/1 vs. Woodstock)
WALKS: 2 (6/3 at Waynesboro)



15 TANNER SCHAEDEL

POS	HT	WT	B/T	YR
UTL	6'2"	190	R/R	SO

OLD DOMINION
VIRGINIA BEACH, VA



HITTING STREAK

3 Games

ON BASE STREAK

3 Games

.864 OPS, .364 AVG, 0 HR, 0 RBI, 3 BB

- Collected the first hit of the 2025 Tom Sox season
- Showed flashes during freshman year at Old Dominion
- First collegiate hit was a two-run home run vs. Georgia State (3/21)
- Georgia State Series (3/21-3/23): 3-9, 2 HR, 2B, 5 RBI, HBP
- Held a .977 FLD% throughout his freshman campaign

SEASON HIGHS

AT-BATS: 5 (6/3 at Waynesboro)
HITS: 2 (6/1 vs. Woodstock)
RBI: N/A
RUNS: 1 (2x)
DOUBLES: N/A
HOME RUNS: N/A
WALKS: 2 (5/31 vs. Harrisonburg)

2025 CHARLOTTESVILLE TOM SOX GAME NOTES

HITTER NOTES



18 JACKSON SIROIS

POS HT WT B/T YR
INF 6'0" 180 R/R SO

VIRGINIA
LEESBURG, VA



HITTING STREAK

3 Games

ON BASE STREAK

3 Games

.638 OPS, .278 AVG, 0 HR, 1 RBI, 2 BB

IN TRANSFER PORTAL

- Saw a decent amount of time as a true freshman at Virginia
- First collegiate hit and RBIs came on a two-run homer against Dartmouth (2/28)
- Multi-hit game with an RBI vs. James Madison (4/23)

SEASON HIGHS

AT-BATS: 5 (2x)
HITS: 2 (2x)
RBI: 1 (6/4 vs. Front Royal)
RUNS: 1 (3x)
DOUBLES: N/A
HOME RUNS: N/A
WALKS: 2 (6/3 at Waynesboro)



19 HUDSON LUTTERMAN

POS HT WT B/T YR
INF 5'10" 185 R/R SO

VIRGINIA TECH
LAGRANGE, KY



HITTING STREAK

2 Games

ON BASE STREAK

3 Games

.930 OPS, .273 AVG, 1 HR, 2 RBI, 1 BB

- Thrived in first season with Hokies
- Collected first collegiate hit and RBI vs. Bucknell (2/16)
- Went 2-4 and hit first collegiate home run at NC State (3/15)
- 3-5, HR, 2B, 2 RBI at Wake Forest (3/28)
- 3-5, HR at Duke (4/26)
- Six multi-hit games

SEASON HIGHS

AT-BATS: 5 (6/3 at Waynesboro)
HITS: 2 (6/3 at Waynesboro)
RBI: 1 (2x)
RUNS: 1 (6/1 vs. Woodstock)
DOUBLES: N/A
HOME RUNS: 1 (6/1 vs. Woodstock)
WALKS: 1 (5/31 vs. Harrisonburg)



21 JETT BRISTOW

POS HT WT B/T YR
OF 6'4" 198 R/R FR

VIRGINIA
RICHMOND, VA



HITTING STREAK

--

ON BASE STREAK

3 Games


.764 OPS, .300 AVG, 0 HR, 1 RBI, 1 BB

0-0, 0 SV, 0.1 IP, 0.00 ERA, 2 BB, 2 K

- Drove in first run of the 2025 Tom Sox season with an RBI double vs. Harrisonburg (5/31)
- Rising freshman at Virginia
- Just graduated from Collegiate School in Richmond

SEASON HIGHS

AT-BATS: 3 (5/31 vs. Harrisonburg)
HITS: 1 (2x)
RBI: 1 (5/31 vs. Harrisonburg)
RUNS: N/A
DOUBLES: 1 (5/31 vs. Harrisonburg)
HOME RUNS: N/A
WALKS: 1 (6/3 at Waynesboro)



24 ELIJAH COSTON

POS HT WT B/T YR
OF/LHP 6'2" 195 L/L SO

VCU
CHESTER, VA



HITTING / ON BASE STREAK

-- / 2 Games

LAST APPEARANCE / FINAL LINE

6/4 vs. WRB - 1.2 IP, 1 H, 0 R, 3 BB, 1 K

.500 OPS, .000 AVG, 0 HR, 0 RBI, 2 BB

0-0, 0 SV, 2.2 IP, 3.38 ERA, 6 BB, 2 K


- Two-way player for the Rams
- Collected his first collegiate hit vs. Fordham (4/26)
- Earned first collegiate win in his longest appearance of the spring at George Washington (4/4)
- 2.2 scoreless innings vs. Fordham (4/27)

SEASON HIGHS (PITCHING)

INNINGS: 1.2 (6/4 vs. Front Royal)
HITS ALLOWED: 1 (6/4 vs. Front Royal)
ER ALLOWED: 1 (6/1 vs. Woodstock)
BB ALLOWED: 3 (2x)
STRIKEOUTS: 1 (2x)
BATTERS FACED: 10 (6/4 vs. Front Royal)
PITCHES: 37 (6/4 vs. Front Royal)

2025 CHARLOTTESVILLE TOM SOX GAME NOTES

HITTER NOTES



26 BRADEN WEAVER

POS HT WT B/T YR
OF 5'10" 190 R/R R-FR

LIBERTY
FOREST, VA



HITTING STREAK

--

ON BASE STREAK

--

.222 OPS, .000 AVG, 0 HR, 0 RBI, 2 BB

- Played under Randy Tomlin at Liberty Christian Academy
- Father, Terry, played baseball at both Georgia and Liberty, and then professionally in the San Francisco Giants organization

SEASON HIGHS

AT-BATS: 3 (6/4 vs. Front Royal)
HITS: N/A
RBI: N/A
RUNS: 1 (6/4 vs. Front Royal)
DOUBLES: N/A
HOME RUNS: N/A
WALKS: 2 (6/4 vs. Front Royal)



39 WALKER BUCHANAN

POS HT WT B/T YR
OF 6'3" 230 R/R JR

VIRGINIA
JUPITER, FL



HITTING STREAK

--

ON BASE STREAK

--

.669 OPS, .250 AVG, 1 HR, 7 RBI, 0 BB

IN TRANSFER PORTAL

- Multi-hit games vs. Dartmouth (3/1) and at Cal (3/15)
- Hit his first collegiate homer at Cal (3/16)
- 2 RBI vs. Towson (5/7)

SEASON HIGHS (AT VIRGINIA)

AT-BATS: 4 (2x)
HITS: 2 (2x)
RBI: 2 (2x)
RUNS: 1 (4x)
DOUBLES: 1 (3/15 at Cal)
HOME RUNS: 1 (3/15 at Cal)
WALKS: N/A



40 ANDREW MANNELLY

POS HT WT B/T YR
OF 6'0" 200 L/L SR

WOFFORD
SANDY SPRINGS, GA



HITTING STREAK

--

ON BASE STREAK

--

.650 OPS, .250 AVG, 0 HR, 0 RBI, 0 BB

- Four multi-hit games
- 2-2, 3 RBI, BB, 2 SB at Kentucky (3/8)
- 3-4, 2 HR (Second career multi-HR game), 2B, 3 RBI at Troy (3/25)
- 2-5, HR, 2B, 5 RBI vs. Winthrop (4/9)
- 94 career hits and 98 career RBI
- 2024 SoCon Tournament Team

SEASON HIGHS (AT WOFFORD)

AT-BATS: 4 (10x)
HITS: 3 (3/25 at Troy)
RBI: 5 (4/9 vs. Winthrop)
RUNS: 4 (5/22 vs. The Citadel)
DOUBLES: 1 (8x)
HOME RUNS: 2 (3/25 at Troy)
WALKS: 2 (5x)



44 GIAN DE CASTRO

POS HT WT B/T YR
UTL 6'4" 225 L/R SO

ARIZONA STATE
WESTON, FL



HITTING STREAK

--

ON BASE STREAK

--

.182 OPS, .000 AVG, 0 HR, 1 RBI, 2 BB

- No. 7 3B (No. 44 overall) in Florida by Perfect Game for class of 2024

SEASON HIGHS

AT-BATS: 4 (x2)
HITS: N/A
RBI: 1 (6/4 vs. Front Royal)
RUNS: 1 (6/3 at Waynesboro)
DOUBLES: N/A
HOME RUNS: N/A
WALKS: N/A

2025 CHARLOTTESVILLE TOM SOX GAME NOTES

THE LAST TIME...

A SOX BATTER...

8 AB in a gameSeth Lancaster vs Waynesboro (7/19/15)
7 AB in a game Rick Spiers at Covington (6/18/17)
6-hit game..... Never
5-hit game..... Trey McDyre vs Strasburg (6/27/19)
4-hit game.....Robbie Lavey at Culpeper (7/27/24)
5-run gameAidan Teel at Front Royal (7/28/23)
4-run game Martinez, Hincks, Teel at Staunton-1 (7/17/23)
6+ RBI game Kyle Edwards at Front Royal (6/17/23)
5-RBI game Jake Books at Waynesboro (7/5/24)
4-RBI game Colby Wallace vs Culpeper (7/28/24)
3-double game Jacob Ference at Front Royal (7/28/23)
2-double gameNick Parham vs Covington (7/9/24)
Reached base 5+ times..... Parham & Mihos vs Covington (7/28/24)
3+ home run game..... Never
2-home run game.....Cade Belyeu vs Culpeper (6/1/24)
HR in consecutive ABsAidan Teel at Front Royal (7/28/23)
Grand slam Cooper Blauser vs Culpeper (7/20/24)
Back-to-back HR Henry Ford & Jacob Ference at Strasburg (8/1/23)
Back-to-back-to-back HR..... Never
Pinch-hit HR Gavin Miller at Culpeper (6/7/24)
Inside-the-park HR Never
2-HR inning Adam Cecere & Wyatt Langford vs Harrisonburg
(7/7/21, 5th)
3-HR inning Henry Ford, Jacob Ference, Kyle Edwards at
Strasburg (8/1/23, 9th)
2 HR in one inning Cris Perez at Staunton (7/16/15, 4th)
Walk-off home runSam Mummau vs Purcellville (7/29/24, 2-run)
Walk-off Sam Mummau vs Purcellville (7/29/24, 2-run HR)
Hit for the cycle..... Never
Ground-rule double..... Sam Mummau vs Culpeper (7/28/24)
4 walks in a game Ethan Gibson vs Harrisonburg (6/9/24)
4 strikeouts in a game ... Patrick Niehus vs Harrisonburg (5/31/25)
Stole home Ethan Gibson at Staunton (6/22/24)
4 stolen bases in a game . Brice Martinez at Winchester-1 (7/23/23)
3 stolen bases in a game . Kyle Edwards vs Front Royal (7/25/23)
2 HBP in a game Parham & Mihos vs Culpeper (7/28/24)
2-hit inning..... Calvin Alexander at Waynesboro (7/30/22, 1B & HR)
20+game hit streak..... Thomas Francisco (6/21-7/22/19, 23)
15+game hit streak..... Thomas Francisco (6/21-7/22/19, 23)

A SOX PITCHER...

Complete game (9 IP)Hayden McCutcheon vs Strasburg (7/7/15)
Complete game (Under 9 IP).....Mark Perkins at Winchester-1 (7/23/23, 5 IP)
Shutout (9 IP)..... Never
Shutout (Under 9 IP).....Mark Perkins at Winchester-1 (7/23/23, 5 IP)
Combined Shutout (9 IP) .. Perkins & Little vs New Market (7/11/23)
Combined Shutout (Under 9 IP)Trobaugh (3.1), Stryker (1.2),
Levari (2.0), Grzesiak (1.0) vs Staunton (6/6/24)
10+ strikeouts in a game.. Jeremy Goins vs Strasburg (8/2/23, 10)

4-strikeout inning Tyler McLoughlin vs Woodstock (8/3/22)
No-hitter Never

THE SOX TEAM...

Scored 20+ runs..... Never
Scored 15+ runs..... 19 vs Culpeper (7/28/24)
Scored 10+ runs..... 10 at Waynesboro (6/3/25)
8+ runs in an inning3rd at Staunton-1 (8 runs) (7/17/23)
7 runs in an inning.....3rd vs Culpeper (7/28/24)
6 runs in an inning..... 8th at Waynesboro (6/3/25)
20+ hits in a game 20 at Purcellville (7/10/19)
15+ hits in a game 15 vs Covington (7/9/24)
8+ hits in an inning..... 9 vs Strasburg - 6th (6/27/17)
7 hits in an inning 2nd vs Waynesboro (7/4/22)
6 hits in an inning 4th at Purcellville-1 (7/14/23)
7+ doubles in a game..... 7 at Harrisonburg (7/2/19)
6 doubles in a gameat Front Royal (7/28/23)
2+ triples in a game 3 at Harrisonburg (7/13/24)
6+ home runs in a game 6 at Strasburg (6/24/15)
5 home runs in a game..... at Strasburg (6/24/15)
4 home runs in a game..... at Strasburg (8/1/23)
15+ walks in a game..... 16 vs Woodstock (6/12/18)
10+ walks in a game..... 14 at Waynesboro (6/3/25)
5+ stolen bases in a game6 vs Harrisonburg (6/9/24)
Turned 4+ double plays 4 at Staunton (7/7)
Did not walk at Waynesboro (6/21/19)
Did not strike out vs Waynesboro (6/2/24)
Was shut out..... vs Winchester-1 (7/9/23)
Was no-hit.....vs Winchester-2 (6/20/21, 7 inn.)
Won in extras..... vs Purcellville (7/29/24, 10 inn.)
Lost in extras vs Harrisonburg (7/11/24, 10 inn.)
Won by run rule vs Culpeper, 7 innings (7/28/24)
Lost by run rule at Purcellville, 7 innings (7/31/24)
Blew lead in 9th inning vs Woodstock (6/1/25, 2 runs)

A SOX OPPONENT...

4+ hit game.....4 - Phillip Garcia, Harrisonburg (5/31/25)
4+ run game5 - Lincoln Pack, Purcellville (7/31/24)
4+ RBI game4 - Kyle Baxt, Waynesboro (6/3/25)
Hit a grand slam D. Sorg & K. Freeman, Purcellville (7/31/24)
2-HR game Tomas Sanchez, Woodstock (7/22/22)
Walk-off..... Bryce Demory, Culpeper (7/18/24, Single)
No-hitter Kenneth Quijano, Winchester (6/20/21, 7 IP)
Complete gameEvan Smith, Harrisonburg (6/11/22)
10+ strikeout gameFred Villarreal, Waynesboro (7/20/18, 10)
Scored 15+ runs.....21 runs, Purcellville (7/31/24)
Had 15+ hits 15 hits, Harrisonburg (6/9/24)
Was shut out..... Staunton (6/6/24)
Did not walk Winchester-1 (7/23/23)
Did not strike out Never

2025 CHARLOTTESVILLE TOM SOX GAME NOTES

MULTI-HIT GAMES

Multiple Hit Games	2	3	4	5+	Total
Jackson Sirois	2	-	-	-	2
Patrick Niehus	2	-	-	-	2
Tanner Schaedel	1	-	-	-	1
Hudson Lutterman	1	-	-	-	1
Kyle Langley	1	-	-	-	1
Kaegan Costa	1	-	-	-	1
Jett Bristow	1	-	-	-	1
TEAM	9	0	0	0	9

MULTI-RBI GAMES

Multiple RBI Games	2	3	4	5+	Total
Patrick Niehus	1	1	-	-	2
Kyle Langley	-	1	-	-	1
Kaegan Costa	1	-	-	-	1
TEAM	2	2	0	0	4

HITTING STREAKS

Hitting Streaks	Longest	Current
Patrick Niehus	3	3
Kyle Langley	3	3
Tanner Schaedel	3	3
Adonys Velez	3	3
Jackson Sirois	3	3
Kaegan Costa	2	2
Hudson Lutterman	2	2
Jett Bristow	2	-
JD Wolff	1	1
Jesus Cesari	1	1
Andrew Mannelly	1	1

REACHED BASE STREAKS

Reached Base Streaks	Longest	Current
Adonys Velez	3	3
Tanner Schaedel	3	3
Kyle Langley	3	3
Patrick Niehus	3	3
Jackson Sirois	3	3
Hudson Lutterman	3	3
Jett Bristow	3	3
JD Wolff	2	2
Jesus Cesari	2	2
Elijah Coston	2	2
Kaegan Costa	2	2
Andrew Mannelly	1	1
Braden Weaver	1	1
Gian De Castro	1	-

COME-FROM-BEHIND WINS

DATE	OPPONENT	TRAILED (INN)	FINAL
6/3	at Waynesboro	5 (8th)	10-9

BIG INNINGS (5+ RUNS or 10+ BATTERS)

DATE	OPPONENT	INN	RUNS	BATTERS
6/1	Woodstock	7th	5	12
6/3	at Waynesboro	8th	6	12

GW RUN IN 9TH OR LATER

DATE	OPPONENT	FINAL (INN)	PLAY
------	----------	-------------	------

*walk-off

2025 CHARLOTTESVILLE TOM SOX GAME NOTES

SERIES HISTORY

OVERALL	38-24
IN CHARLOTTESVILLE	23-9
IN STAUNTON	15-16
POSTSEASON	4-1
CURRENT STREAK	W1
MOST RUNS, STAUNTON	14 (3x)
BIGGEST MARGIN, STAUNTON	13
LAST SHUTOUT, STAUNTON	None
LONGEST STREAK, STAUNTON	3 (2x)
MOST RUNS, CHARLOTTESVILLE	19
BIGGEST MARGIN, CHARLOTTESVILLE	17
LAST SHUTOUT, CHARLOTTESVILLE	6/6/24
LONGEST STREAK, CHARLOTTESVILLE	6 (2x)

ALL-TIME SERIES

YEAR	DATE	RESULT	SCORE	SITE
2015	6/6	L	4-5	Staunton
2015	6/12	W	3-1	Charlottesville
2015	6/19	L	1-14	Staunton
2015	7/1	W	3-2	Charlottesville
2015	7/16	L	9-11	Staunton
2015	7/22	L	2-6	Charlottesville
2016	6/12	L	5-6	Charlottesville
2016	6/28	W	10-3	Charlottesville
2016	7/9	L	10-11	Staunton
2016	7/12	W	10-2	Charlottesville
2016	7/13	L	2-4	Staunton
2016	7/21	L	6-9	Staunton
2017	6/4	W	7-4	Staunton
2017	7/2	W	3-2	Charlottesville
2017	7/11	W	8-5	Staunton
2017	7/15	L	4-8	Charlottesville
2017	7/17	L	2-7	Staunton
2017	7/27	W	9-4	Charlottesville
2017	7/29	W	11-2*	Charlottesville
2017	7/30	W	10-5*	Staunton
2018	6/1	L	4-9	Staunton
2018	6/13	W	6-1	Staunton
2018	6/28	W	15-7	Staunton
2018	7/10	L	1-3	Charlottesville
2018	7/13	L	1-3	Charlottesville
2018	7/26	W	8-2	Charlottesville
2019	6/2	W	18-4	Staunton
2019	6/10	W	11-3	Charlottesville
2019	6/14	L	5-8	Staunton
2019	6/22	L	6-14	Staunton
2019	6/25	W	3-2	Charlottesville
2019	7/5	W	9-8	Charlottesville
2019	8/2	L	1-3*	Charlottesville
2019	8/4	W	9-7*	Staunton
2019	8/5	W	10-2*	Charlottesville
2021	6/7	W	5-1	Charlottesville
2021	6/10	W	6-2	Charlottesville
2021	6/14	W	9-2	Staunton
2021	6/17	W	7-6	Charlottesville
2021	6/21	L	3-7	Staunton
2021	6/25	L	4-10	Charlottesville
2021	7/9	L	13-14	Staunton
2021	7/15	W	15-1	Staunton
2022	6/6	W	13-8	Charlottesville
2022	6/13	L	3-12	Staunton
2022	6/16	W	15-7	Charlottesville
2022	7/1	L	3-5	Charlottesville
2022	7/8	W	12-4	Staunton
2022	7/10	L	4-8	Staunton
2022	7/13	W	7-5	Charlottesville
2022	7/20	W	13-5	Staunton
2023	6/6	W	7-3	Charlottesville
2023	6/29	W	3-2	Charlottesville
2023	7/17	W	19-2	Staunton
2023	7/17	W	11-1	Staunton
2024	5/31	L	8-9	Staunton
2024	6/6	W	10-0	Charlottesville
2024	6/13	W	4-1	Staunton
2024	6/22	W	11-5	Staunton
2024	6/23	W	6-2	Charlottesville
2024	6/27	L	3-7	Charlottesville
2024	7/7	L	10-11	Staunton
2024	7/14	W	10-4	Charlottesville

* postseason game

STARTER LOG

GAME	DEC	IP	H	R	ER	BB	K
5/31 vs. HT	-	2.0	5	3	3	1	5
6/1 vs. WRB	-	5.0	4	3	3	1	1
6/3 @ WG	-	2.0	2	2	2	0	2
6/4 vs. FRC	-	2.2	2	1	1	1	4
6/5 at CL	-	-	-	-	-	-	-

BULLPEN LOG

GAME	DEC	IP	H	R	ER	BB	K
5/31 vs. HT	L	7.0	7	6	5	8	7
6/1 vs. WRB	L	4.0	5	5	3	8	5
6/3 @ WG	W	7.0	7	7	7	7	5
6/4 vs. FRC	L	6.1	4	9	8	13	12
6/5 at CL	-	-	-	-	-	-	-

2025 CHARLOTTESVILLE TOM SOX GAME NOTES

HOME RUNS

NO.	PLAYER (#)	GAME	DATE	OPPONENT	PITCHER	ON BASE	INN	OUTS	COUNT	SCORE	FINAL
1	Hudson Lutterman (1)	2	6/1	Woodstock	Jordan Hodges	0	4	1	0-0	1-3	L, 7-8
2	Kyle Langley (1)	2	6/1	Woodstock	William Campo	0	8	0	0-0	7-5	L, 7-8

* leadoff HR

^ walk-off HR

HR BREAKDOWN

Total HR:	2	With 0 Outs:	1
at CHO Airport Field:	2	With 1 Out:	1
On the Road:	0	With 2 Outs:	0
vs RHP:	1	Solo:	2
vs LHP:	1	2-Run:	0
		3-Run:	0
1st Inning:	0	Grand Slam:	0
2nd Inning:	0		
3rd Inning:	0	Count Even:	2
4th Inning:	1	Hitter's Count:	0
5th Inning:	0	(1-0, 2-0, 3-0, 3-1, 2-1)	
6th Inning:	0	Pitcher's Count:	0
7th Inning:	0	(0-1, 0-2, 1-2)	
8th Inning:	1	Full Count:	0
9th Inning:	0		
In Extra Innings:	0	Pinch-Hit:	0
		Back-to-Back:	0



RANDY TOMLIN
TOM SOX HEAD COACH
2nd SEASON

RECORD: 31-19

**CURRENT HEAD COACH AT
LIBERTY CHRISTIAN ACADEMY**

**FORMER COACH FOR NATIONALS
(MiLB) & LIBERTY UNIVERSITY**

**PITCHED FOR PITTSBURGH
PIRATES, 1990-94**

2025 CHARLOTTESVILLE TOM SOX GAME NOTES

GAME HIGHS (TEAM)		GAME HIGHS (INDIVIDUAL)		SUMMARY
BATTING		BATTING		OVERALL.....1-4
At Bats:	36 - at Waynesboro (6/3)	At Bats:	5 - Seven times	HOME GAMES.....0-3
Runs:	10 - at Waynesboro (6/3)	Runs:	2 - Three times	AWAY GAMES.....1-1
Hits:	12 - vs. Woodstock (6/1)	Hits:	2 - Nine times	IN MAY.....0-1
RBI:	9 - at Waynesboro (6/3)	RBI:	3 - Langley vs. WRB (6/1)	IN JUNE.....1-3
Doubles:	1 - Three times	RBI:	3 - Niehus at WG (6/3)	IN JULY.....0-0
Triples:	N/A	Doubles:	1 - Three times	ON MONDAY.....0-0
Home Runs:	2 - vs. Woodstock (6/1)	Triples:	N/A	ON TUESDAY.....1-0
Total Bases:	19 - vs. Woodstock (6/1)	Home Runs:	1 - Lutterman vs. WRB (6/1)	ON WEDNESDAY.....0-1
Walks:	14 - at Waynesboro (6/3)	Home Runs:	1 - Langley vs. WRB (6/1)	ON THURSDAY.....0-1
Strikeouts:	13 - vs. Harrisonburg (5/31)	Total Bases:	6 - Langley vs. WRB (6/1)	ON FRIDAY.....0-0
Sac Hits:	1 - vs. Front Royal (6/4)	Walks:	2 - 11 times	ON SATURDAY.....0-1
Sac Flies:	1 - vs. Front Royal (6/4)	Strikeouts:	4 - Niehus vs. HT (5/31)	ON SUNDAY.....0-1
	1 - vs. Harrisonburg (5/31)	Sac Hits:	1 - Wolff vs. FRC (6/4)	
Stolen Bases:	1 - vs. Woodstock (6/1)	Sac Flies:	1 - De Castro vs. FRC (6/4)	IN DAY GAMES (BEFORE 6 PM).....0-2
	1 - vs. Front Royal (6/4)	Stolen Bases:	1 - Three times	IN NIGHT GAMES.....1-1
Hit by Pitch:	2 - vs. Woodstock (6/1)	Hit by Pitch:	1 - Four times	IN GAME 1 OF DH.....0-0
	2 - vs. Front Royal (6/4)	Caught Stealing:	1 - Four times	IN GAME 2 OF DH.....0-0
Caught Stealing:	2 - vs. Woodstock (6/1)	Runners LOB:	5 - De Castro vs. FRC (6/4)	AGAINST LEFTY STARTERS.....0-1
	2 - at Waynesboro (6/3)			AGAINST RIGHTY STARTERS.....1-2
Runners LOB:	15 - vs. Front Royal (6/4)			
Hit into DP:	2 - vs. Woodstock (6/1)			IN 1-RUN GAMES.....1-1
				IN 2-RUN GAMES.....0-0
				IN 5+RUN GAMES.....0-2
FIELDING		FIELDING		WHEN SCORING FIRST.....1-1
Putouts:	27 - Four times	Putouts:	13 - Costa vs. FRC (6/4)	WHEN SCORING IN 1st INNING.....0-0
Assists:	13 - at Waynesboro (6/3)	Assists:	6 - De Castro at WG (6/3)	WHEN OPPONENT SCORES FIRST.....0-2
Errors:	3 - vs. Woodstock (6/1)	Errors:	1 - Eight times	
Passed Balls:	3 - at Waynesboro (6/3)	Passed Balls:	2 - Costa at WG (6/3)	WHEN LEADING AFTER 6.....0-1
DPs Turned:	1 - vs. Woodstock (6/1)			WHEN TRAILING AFTER 6.....0-2
	1 - vs. Front Royal (6/4)			WHEN TIED AFTER 6.....1-0
PITCHING		PITCHING		WHEN LEADING AFTER 7.....0-2
Innings Pitched:	9 - Four times	Innings Pitched:	5.0 - DeRossi-Cytron vs. WRB (6/1)	WHEN TRAILING AFTER 7.....1-1
Runs Allowed:	10 - vs. Front Royal (6/4)	Runs Allowed:	4 - Four times	WHEN TIED AFTER 7.....0-0
Earned Runs:	9 - at Waynesboro (6/3)	Earned Runs:	4 - Link at WG (6/3)	WHEN LEADING AFTER 8.....1-1
	9 - vs. Front Royal (6/4)	Earned Runs:	4 - Stockham vs. FRC (6/4)	WHEN TRAILING AFTER 8.....0-2
Walks Allowed:	14 - vs. Front Royal (6/4)	Walks Allowed:	4 - Link at WG (6/3)	WHEN TIED AFTER 8.....0-0
	12 - vs. Harrisonburg (5/31)	Walks Allowed:	4 - Stockham vs. FRC (6/4)	IN EXTRA INNINGS.....0-0
Strikeouts:	(5/31)	Strikeouts:	5 - Link vs. HT (5/31)	IN RUN-RULE GAMES.....0-0
	12 - vs. Front Royal (6/4)	Strikeouts:	5 - Bingler vs. FRC (6/4)	IN SHUTOUTS.....0-0
Hits Allowed:	12- vs. Harrisonburg (5/31)	Hits Allowed:	5 - Link vs. HT (5/31)	
	(5/31)	Hits Allowed:	2 - DeRossi-Cytron vs. WRB (6/1)	WHEN SCORING 6+ RUNS.....1-1
Doubles Allowed:	3 - vs. Woodstock (6/1)	Doubles Allowed:	2 - Booton at WG (6/3)	WHEN ALLOWING UNDER 6 RUNS.....0-0
	3 - at Waynesboro (6/3)	Doubles Allowed:	2 - Booton at WG (6/3)	
Triples Allowed:	N/A	Triples Allowed:	N/A	WHEN HITTING A HOME RUN.....0-1
Homers Allowed:	1 - vs. Harrisonburg (5/31)	Triples Allowed:	1 - Stockham vs. HT (5/31)	WHEN OPPONENT HITS A HR.....0-2
	1 - vs. Woodstock (6/1)	Homers Allowed:	1 - DeRossi-Cytron vs. WRB (6/1)	
Wild Pitches:	1 - vs. Harrisonburg (5/31)	Wild Pitches:	1 - Roarty vs. HT (5/31)	WHEN OUT-HITTING OPPONENT.....0-2
	1 - vs. Front Royal (6/4)	Wild Pitches:	1 - Bristow vs. FRC (6/4)	WHEN OUT-HIT BY OPPONENT.....0-1
Hit Batters:	3 - vs. Woodstock (6/1)	Hit Batters:	2 - DeRossi-Cytron vs. WRB (6/1)	WHEN HITS ARE TIED.....1-0
	3 - vs. Front Royal (6/4)	Hit Batters:	2 - Coston vs. FRC (6/4)	WHEN WEARING GREEN JERSEYS.....1-0
				WHEN WEARING BLUE JERSEYS.....0-3

2025 CHARLOTTESVILLE TOM SOX GAME NOTES

OPPONENT SPLITS - BATTING



	AVG	GP-GS	AB	R	H	2B	3B	HR	RBI	TB	SLG	BB	HBP	SO	GDP	OBP	SF	SH	SB-ATT	PO	A	E	FLD
Totals	-	-	-	-	-	-	-	-	-	-	-	-	-	-	-	-	-	-	-	-	-	-	-
Opponents	-	-	-	-	-	-	-	-	-	-	-	-	-	-	-	-	-	-	-	-	-	-	-



	AVG	GP-GS	AB	R	H	2B	3B	HR	RBI	TB	SLG	BB	HBP	SO	GDP	OBP	SF	SH	SB-ATT	PO	A	E	FLD
Totals																							
Opponents																							



	AVG	GP-GS	AB	R	H	2B	3B	HR	RBI	TB	SLG	BB	HBP	SO	GDP	OBP	SF	SH	SB-ATT	PO	A	E	FLD
Totals	.286	1-1	35	4	10	0	0	0	4	10	.286	7	2	5	0	.422	1	1	1-1	27	9	2	.947
Opponents	.194	1-1	31	10	6	1	0	0	7	7	.226	14	3	12	1	.469	1	0	0-1	27	5	1	.970



	AVG	GP-GS	AB	R	H	2B	3B	HR	RBI	TB	SLG	BB	HBP	SO	GDP	OBP	SF	SH	SB-ATT	PO	A	E	FLD
Totals	.069	1-1	29	1	2	1	0	0	1	3	.103	4	0	13	0	.182	0	0	1-1	27	5	2	.941
Opponents	.308	1-1	39	9	12	0	0	1	7	15	.385	9	2	12	0	.460	0	0	3-5	27	10	0	1.000



	AVG	GP-GS	AB	R	H	2B	3B	HR	RBI	TB	SLG	BB	HBP	SO	GDP	OBP	SF	SH	SB-ATT	PO	A	E	FLD
Totals																							
Opponents																							



	AVG	GP-GS	AB	R	H	2B	3B	HR	RBI	TB	SLG	BB	HBP	SO	GDP	OBP	SF	SH	SB-ATT	PO	A	E	FLD
Totals																							
Opponents																							



	AVG	GP-GS	AB	R	H	2B	3B	HR	RBI	TB	SLG	BB	HBP	SO	GDP	OBP	SF	SH	SB-ATT	PO	A	E	FLD
Totals																							
Opponents																							



	AVG	GP-GS	AB	R	H	2B	3B	HR	RBI	TB	SLG	BB	HBP	SO	GDP	OBP	SF	SH	SB-ATT	PO	A	E	FLD
Totals																							
Opponents																							



	AVG	GP-GS	AB	R	H	2B	3B	HR	RBI	TB	SLG	BB	HBP	SO	GDP	OBP	SF	SH	SB-ATT	PO	A	E	FLD
Totals	.250	1-1	36	10	9	1	0	0	9	10	.278	14	0	9	0	.460	0	0	0-2	27	13	1	.976
Opponents	.265	1-1	34	9	9	3	0	0	9	12	.353	7	1	7	0	.386	2	0	3-3	27	7	3	.919



	AVG	GP-GS	AB	R	H	2B	3B	HR	RBI	TB	SLG	BB	HBP	SO	GDP	OBP	SF	SH	SB-ATT	PO	A	E	FLD
Totals																							
Opponents																							



	AVG	GP-GS	AB	R	H	2B	3B	HR	RBI	TB	SLG	BB	HBP	SO	GDP	OBP	SF	SH	SB-ATT	PO	A	E	FLD
Totals	.343	1-1	35	7	12	1	0	2	6	19	.543	7	2	5	1	.477	0	0	1-3	27	7	3	.919
Opponents	.200	1-1	35	8	7	3	0	1	7	13	.371	9	3	6	0	.404	0	0	1-1	27	11	1	.974

2025 CHARLOTTESVILLE TOM SOX GAME NOTES

OPPONENT SPLITS - PITCHING



	ERA	W-L	APP	GS	CG	SHO	SV	IP	H	R	ER	BB	SO	2B	3B	HR	B/AVG	WP	HB	BK	SFA	SHA
Totals	-	0-1	-	-	-	-	-	-	-	-	-	-	-	-	-	-	-	-	-	-	-	-
Opponents	-	1-0	-	-	-	-	-	-	-	-	-	-	-	-	-	-	-	-	-	-	-	-



	ERA	W-L	APP	GS	CG	SHO	SV	IP	H	R	ER	BB	SO	2B	3B	HR	B/AVG	WP	HB	BK	SFA	SHA
Totals																						
Opponents																						



	ERA	W-L	APP	GS	CG	SHO	SV	IP	H	R	ER	BB	SO	2B	3B	HR	B/AVG	WP	HB	BK	SFA	SHA
Totals	9.00	0-1	1	1	0	0	0	9.0	6	10	9	14	12	1	0	0	.194	1	3	0	1	0
Opponents	3.00	1-0	1	1	0	0	0	9.0	10	4	3	7	5	0	0	0	.286	3	2	0	1	1



	ERA	W-L	APP	GS	CG	SHO	SV	IP	H	R	ER	BB	SO	2B	3B	HR	B/AVG	WP	HB	BK	SFA	SHA
Totals	8.00	0-1	1	1	0	0	0	9.0	12	9	8	9	12	0	0	1	.308	1	2	0	0	0
Opponents	1.00	1-0	1	1	0	0	1	9.0	2	1	1	4	13	1	0	0	.069	0	0	0	0	0



	ERA	W-L	APP	GS	CG	SHO	SV	IP	H	R	ER	BB	SO	2B	3B	HR	B/AVG	WP	HB	BK	SFA	SHA
Totals																						
Opponents																						



	ERA	W-L	APP	GS	CG	SHO	SV	IP	H	R	ER	BB	SO	2B	3B	HR	B/AVG	WP	HB	BK	SFA	SHA
Totals																						
Opponents																						



	ERA	W-L	APP	GS	CG	SHO	SV	IP	H	R	ER	BB	SO	2B	3B	HR	B/AVG	WP	HB	BK	SFA	SHA
Totals																						
Opponents																						



	ERA	W-L	APP	GS	CG	SHO	SV	IP	H	R	ER	BB	SO	2B	3B	HR	B/AVG	WP	HB	BK	SFA	SHA
Totals																						
Opponents																						



	ERA	W-L	APP	GS	CG	SHO	SV	IP	H	R	ER	BB	SO	2B	3B	HR	B/AVG	WP	HB	BK	SFA	SHA
Totals	9.00	1-0	1	1	0	0	1	9.0	9	9	9	7	7	3	0	0	.265	0	1	0	2	0
Opponents	7.00	0-1	1	1	0	0	0	9.0	9	10	9	14	9	1	0	0	.250	2	0	1	0	0



	ERA	W-L	APP	GS	CG	SHO	SV	IP	H	R	ER	BB	SO	2B	3B	HR	B/AVG	WP	HB	BK	SFA	SHA
Totals																						
Opponents																						



	ERA	W-L	APP	GS	CG	SHO	SV	IP	H	R	ER	BB	SO	2B	3B	HR	B/AVG	WP	HB	BK	SFA	SHA
Totals	6.00	0-1	1	1	0	0	0	9.0	7	8	6	9	6	3	0	1	.200	0	3	0	0	0
Opponents	7.00	1-0	1	1	0	0	1	9.0	12	7	7	7	5	1	0	2	.343	0	2	0	0	0

2025 CHARLOTTESVILLE TOM SOX GAME NOTES

STARTING LINEUPS - BATTING ORDER

[illegible]This image shows a single sheet of white paper with horizontal ruling lines. The lines are evenly spaced and run across the width of the page. There are no margins or other markings visible.

2025 CHARLOTTESVILLE TOM SOX GAME NOTES

STARTING LINEUPS - POSITION

[illegible]This image shows a single sheet of white paper with horizontal blue or grey ruling lines. The lines are evenly spaced and run across the width of the page. There are approximately 20 lines visible. The paper has a slightly textured appearance and is set against a dark background.

2025 CHARLOTTESVILLE TOM SOX GAME NOTES



2025 Charlottesville Tom Sox Baseball Overall Statistics for Charlottesville (as of Jun 05, 2025) (All games Sorted by Batting avg)



Record: 1-4 Home: 0-3 Away: 1-1 Division: 1-2

Player	avg	gp-gs	ab	r	h	2b	3b	hr	rbi	tb	slg%	bb	hp	so	gdp	ob%	sf	sh	sb-att	po	a	e	fld%
Tanner Schaedel	.364	3-3	11	2	4	0	0	0	0	4	.364	3	0	4	0	.500	0	0	0-0	9	0	1	.900
Patrick Niehus	.333	4-4	15	3	5	1	0	0	5	6	.400	5	0	6	0	.500	0	0	1-1	16	1	0	1.000
Jett Bristow	.300	3-2	10	0	3	1	0	0	1	4	.400	1	0	1	0	.364	0	0	0-0	5	0	1	.833
Jackson Sirois	.278	4-4	18	2	5	0	0	0	1	5	.278	2	0	3	0	.350	0	0	0-1	5	8	2	.867
Hudson Lutterman	.273	3-3	11	1	3	0	0	1	2	6	.545	1	1	1	1	.385	0	0	0-0	3	1	1	.800
Kyle Langley	.222	4-4	18	3	4	1	0	1	4	8	.444	3	0	2	0	.333	0	0	1-1	14	0	0	1.000
Adonys Velez	.188	4-4	16	4	3	0	0	0	1	3	.188	2	1	3	0	.316	0	0	1-1	1	8	1	.900
Gian De Castro	.000	2-2	8	1	0	0	0	0	1	0	.000	2	0	3	0	.182	1	0	0-1	4	8	0	1.000

Kaegan Costa	.600	4-2	5	0	3	0	0	0	3	3	.600	3	0	1	0	.750	0	0	0-1	26	2	0	1.000
Andrew Mannelly	.250	1-1	4	1	1	0	0	0	0	1	.250	0	1	2	0	.400	0	0	0-0	0	0	0	.000
Jesus Cesari	.200	3-2	5	2	1	0	0	0	1	1	.200	4	0	0	0	.556	0	0	0-1	14	1	0	1.000
JD Wolff	.200	3-1	5	1	1	0	0	0	0	1	.200	2	1	1	0	.500	0	1	0-0	1	0	1	.500
Braden Weaver	.000	4-2	7	1	0	0	0	0	0	0	.000	2	0	4	0	.222	0	0	0-0	7	2	0	1.000
Elijah Coston	.000	2-2	2	1	0	0	0	0	0	0	.000	2	0	1	0	.500	0	0	0-0	2	0	0	1.000
Totals	.244	4	135	22	33	3	0	2	19	42	.311	32	4	32	1	.401	1	1	3-7	108	34	8	.947
Opponents	.245	4	139	36	34	7	0	2	28	47	.338	39	9	37	1	.432	3	0	7-10	108	33	5	.966

LOB - Team (43), Opp (46). DPs turned - Team (2), Opp (2).

(All games Sorted by Earned run avg)

Player	era	w-l	app	gs	cg	sho	sv	ip	h	r	er	bb	so	2b	3b	hr	b/avg	wp	hp	bk	sfa	sha
Eli DeRossi-Cytron	5.40	0-0	1	1	0	0/0	0	5.0	4	3	3	1	1	2	0	1	.211	0	2	0	0	0
Alex Bingler	6.75	0-1	2	0	0	0/0	0	4.0	4	4	3	2	7	1	0	0	.235	0	0	0	0	0
Lane Duff	6.75	0-0	2	0	0	0/0	0	4.0	6	3	3	3	2	0	0	0	.353	0	0	0	1	0

Jason Ban	0.00	0-0	2	0	0	0/0	1	3.0	0	0	0	3	3	0	0	0	.000	0	0	0	0	0
Tristan Dietrich	0.00	0-0	1	0	0	0/0	0	1.0	0	0	0	2	0	0	0	0	.000	0	0	0	0	0
Dawson Newman	0.00	0-0	1	0	0	0/0	0	1.0	0	1	0	2	2	0	0	0	.000	0	0	0	0	0
Jett Bristow	0.00	0-0	1	0	0	0/0	0	0.1	0	0	0	2	1	0	0	0	.000	1	1	0	0	0
Elijah Coston	3.38	0-0	2	0	0	0/0	0	2.2	1	1	1	6	2	0	0	0	.143	0	3	0	1	0
JT Gibson	3.38	0-0	1	1	0	0/0	0	2.2	2	1	1	1	4	1	0	0	.222	0	0	0	0	0
Trevor Booton	4.50	1-0	1	0	0	0/0	0	2.0	3	1	1	0	2	2	0	0	.333	0	0	0	0	0
Tim Lawson	9.00	0-0	1	1	0	0/0	0	2.0	2	2	2	0	2	1	0	0	.286	0	1	0	1	0
Riley Roarty	18.00	0-1	2	0	0	0/0	0	3.0	5	8	6	6	1	0	0	0	.385	1	1	0	0	0
Addison Stockham	19.29	0-0	2	0	0	0/0	0	2.1	2	5	5	6	4	0	0	1	.222	0	0	0	0	0
Bradley Link	21.00	0-1	2	1	0	0/0	0	3.0	5	7	7	5	6	0	0	0	.357	0	1	0	0	0
Totals	8.00	1-3	4	4	0	0/0	1	36.0	34	36	32	39	37	7	0	2	.245	2	9	0	3	0
Opponents	4.50	3-1	4	4	0	0/0	2	36.0	33	22	18	32	32	3	0	2	.244	5	4	1	1	1

PB - Team (5), K Costa 3, J Cesari 2, Opp (8). SBA/ATT - J Cesari (5-6), K Costa (2-4), B Link (2-2), L Duff (2-2), R Roarty (1-2), J Ban (1-2), JT Gibson (0-1), T Dietrich (1-1).

2025 CHARLOTTESVILLE TOM SOX GAME NOTES



2025 Charlottesville Tom Sox Baseball Game Results for Charlottesville (as of Jun 05, 2025) (All games)



Date	Opponent	Score	Inns	Overall	Division	Pitcher of record	Attend	Time
* May 31, 2025	HARRISONBURG	L 1-9	9	0-1-0	0-1-0	B Link (L 0-1)	471	2:51
Jun 01, 2025	WOODSTOCK	L 7-8	9	0-2-0	0-1-0	A Bingler (L 0-1)	235	2:59
* Jun 03, 2025	at Waynesboro	W 10-9	9	1-2-0	1-1-0	T Booton (W 1-0)	0	3:28
Jun 04, 2025	FRONT ROYAL	L 4-10	9	1-3-0	1-1-0	R Roarty (L 0-1)	156	3:36
* Jun 05, 2025	at Covington	L 0-0	1	1-4-0	1-2-0	None	0	FORF

* = Division game

() extra inning game

2025 CHARLOTTESVILLE TOM SOX GAME NOTES



2025 Charlottesville Tom Sox Baseball Games Summary for Charlottesville (as of Jun 05, 2025) (All games)



Score by innings	1	2	3	4	5	6	7	8	9	Total
Charlottesville	1	2	3	2	1	1	5	7	0	22
Opponents	4	4	2	2	5	1	6	9	3	36

Record when ...

Overall	1-4	After 6 leading	0-1
Conference	1-2 trailing	0-2
Non-Conference	0-2 tied	1-0
Home games	0-3	After 7 leading	0-2
Away games	1-1 trailing	1-1
Neutral site	0-0 tied	0-0
Day games	0-2	After 8 leading	1-1
Night games	1-2 trailing	0-2
vs Left starter	0-1 tied	0-0
vs Right starter	1-2		
1-Run games	1-1	Hit 0 home runs	1-3
2-Run games	0-0	... 1 home run	0-0
5+Run games	0-2	... 2+ home runs	0-1
Extra innings	0-0		
Shutouts	0-1	Opponent 0 home runs	1-2
	 1 home run	0-2
Scoring 0-2 runs	0-2 2+ HRs	0-0
..... 3-5 runs	0-1		
..... 6-9 runs	0-1	Made 0 errors	0-1
..... 10+ runs	1-0 1 error	1-0
	 2+ errors	0-3
Opponent 0-2 runs	0-1		
..... 3-5 runs	0-0	Opp. made 0 errors	0-2
..... 6-9 runs	1-2 1 error	0-2
..... 10+ runs	0-1 2+ errors	1-0
Scored in 1st inning	0-1	Out-hit opponent	0-2
Opp. scored in 1st	0-2	Out-hit by opponent	0-1
Scores first	1-1	Hits are tied	1-1
Opp. scores first	0-2		

Record when team scores:

Runs	0	1	2	3	4	5	6	7	8	9	10+
W-L	0-1	0-1	0-0	0-0	0-1	0-0	0-0	0-1	0-0	0-0	1-0

Record when opponent scores:

Runs	0	1	2	3	4	5	6	7	8	9	10+
W-L	0-1	0-0	0-0	0-0	0-0	0-0	0-0	0-0	0-1	1-1	0-1

Record when leading after:

Inn.	1	2	3	4	5	6	7	8
W-L	0-1	0-1	0-1	0-1	0-1	0-1	0-2	1-1

Record when trailing after:

Inn.	1	2	3	4	5	6	7	8
W-L	0-2	0-2	0-2	1-2	1-2	0-2	1-1	0-2

Record when tied after:

Inn.	1	2	3	4	5	6	7	8
W-L	1-0	1-0	1-0	0-0	0-0	1-0	0-0	0-0

Current losing streak: 2
Longest winning streak: 1
Longest losing streak: 2

Home attendance : 862 (3 dates avg = 287)
Away attendance : 0 (2 dates avg = 0)
Total attendance: 862 (5 dates avg = 172)

2025 CHARLOTTESVILLE TOM SOX GAME NOTES

2025 Charlottesville Tom Sox Baseball Team Game-by-Game for Charlottesville (as of Jun 05, 2025) Batting (All games)

Date	Opponent	ab	r	h	rbi	2b	3b	hr	tb	bb	ibb	sb	cs	hbp	sac	sf	gdp	k	po	a	e	lob	avg
*May 31	HARRISONBURG	29	1	2	1	1	0	0	3	4	0	1	0	0	0	0	0	13	27	5	2	5	.069
Jun 01	WOODSTOCK	35	7	12	6	1	0	2	19	7	0	1	2	2	0	0	1	5	27	7	3	10	.219
*Jun 03	at Waynesboro	36	10	9	8	1	0	0	10	14	0	0	2	0	0	0	0	9	27	13	1	13	.230
Jun 04	FRONT ROYAL	35	4	10	4	0	0	0	10	7	0	1	0	2	1	1	0	5	27	9	2	15	.244
*Jun 05	at Covington	0	0	0	0	0	0	0	0	0	0	0	0	0	0	0	0	0	0	0	0	0	.244
Totals		135	22	33	19	3	0	2	42	32	0	3	4	4	1	1	1	32	108	34	8	43	.244

2025 Charlottesville Tom Sox Baseball Team Game-by-Game for Charlottesville (as of Jun 05, 2025) Pitching (All games)

Date	Opponent	ip	h	r	er	bb	so	2b	3b	hr	wp	bk	hbp	dp	ibb	score	w-l	sv	era
*May 31	HARRISONBURG	9.0	12	9	8	9	12	0	0	1	1	0	2	0	0	1-9	0-1	0	8.00
Jun 01	WOODSTOCK	9.0	7	8	6	9	6	3	0	1	0	0	3	1	0	7-8	0-2	0	7.00
*Jun 03	at Waynesboro	9.0	9	9	9	7	7	3	0	0	0	0	1	0	0	10-9	1-2	1	7.67
Jun 04	FRONT ROYAL	9.0	6	10	9	14	12	1	0	0	1	0	3	1	0	4-10	1-3	1	8.00
*Jun 05	at Covington	0.0	0	0	0	0	0	0	0	0	0	0	0	0	0	0-0	1-3	1	8.00
Totals		36.0	34	36	32	39	37	7	0	2	2	0	9	2	0	22-36	1-3	1	8.00

2025 CHARLOTTESVILLE TOM SOX GAME NOTES



2025 Charlottesville Tom Sox Baseball Miscellaneous Stats for Charlottesville (as of Jun 05, 2025) (All games)



STARTERS SUMMARY

Player	GS	Position											Batting Order								
		p	c	1b	2b	3b	ss	lf	cf	rf	of	dh	1st	2nd	3rd	4th	5th	6th	7th	8th	9th
Adonys Velez	4	.	.	.	1	.	3	2	1	.	.	1	.	.	.
Kyle Langley	4	4	.	.	.	4
Patrick Niehus	4	.	.	2	.	1	1	.	.	.	4
Jackson Sirois	4	.	.	.	2	.	1	1	.	1	2	.	1
Hudson Lutterman	3	.	.	.	1	1	.	1	1	.	.	2
Tanner Schaedel	3	.	.	2	1	2	1	.	.
Braden Weaver	2	1	.	1	1	1	.
Gian De Castro	2	2	1	.	.	1	.	.	.
Jett Bristow	2	2	2	.	.
Elijah Coston	2	1	.	.	.	1	1	1
Jesus Cesari	2	.	2	1	1
Kaegan Costa	2	.	2	2
Andrew Mannelly	1	1	1
JD Wolff	1	1	1	.
JT Gibson	1	1
Eli DeRossi-Cytron	1	1
Bradley Link	1	1
Tim Lawson	1	1

2025 CHARLOTTESVILLE TOM SOX GAME NOTES

PHOTO ROSTER

					
36 Evan Alwine RHP Florida International	37 Jason Ban LHP Davidson	20 Alex Bingler LHP James Madison	35 Trevor Booton RHP Auburn	21 Jett Bristow OF/RHP Virginia	39 Walker Buchanan OF/INF Virginia
					
1 Jesus Cesari UTL SE Arkansas College	6 Kaegan Costa C Paul D Camp CC	24 Elijah Coston OF/LHP VCU	46 Luke Craytor RHP Virginia Tech	44 Gian De Castro UTL Arizona State	23 Eli DeRossi-Cytron RHP Mount St. Mary's
					
27 Tristan Dietrich LHP Florida International	22 Lane Duff LHP James Madison	33 Brandon Eldridge RHP Florida Southwestern	42 JT Gibson LHP Kennesaw State	14 Kyle Langley OF James Madison	25 Tim Lawson RHP North Carolina
					
11 Bradley Link RHP Pensacola State College	19 Hudson Lutterman INF Virginia Tech	40 Andrew Mannelly OF Wofford	32 Dawson Newman LHP Coastal Carolina	10 Patrick Niehus INF Gardner-Webb	2 James Nunnallee OF Virginia
					
12 Riley Roarty RHP VCU	15 Tanner Schaedel UTL Old Dominion	18 Jackson Sirosi INF Virginia	45 Addison Stockham LHP Eastern Kentucky	3 Adonys Velez INF Florida International	26 Braden Weaver OF Liberty
					
4 JD Wolff UTL Air Force					
					
29 Randy Tomlin Head Coach	41 Thomas Abell Assistant Coach	17 Jim Darin Assistant Coach	34 Joey Davis Assistant Coach	50 Chris Glaize Assistant Coach	28 Coy Tomlin Assistant Coach