



2025 GAME NOTES

FOUR-TIME VBL CHAMPIONS | SIX VBL CHAMPIONSHIP APPEARANCES



CONTACT: NATHAN SCHWARTZ | E: NATHANSCHWARTZ@TOMSOX.ORG | C: (301) 980-5319

2025 SCHEDULE

OVERALL

2-5

HOME
ROAD
STREAK

1-4
1-1
L1

| | | | |
|-----|------|-----------------|-------------|
| Sat | 5/31 | HARRISONBURG | L 9-1 |
| Sun | 6/1 | WOODSTOCK | L 8-7 |
| Tue | 6/3 | at Waynesboro | W 10-9 |
| Wed | 6/4 | FRONT ROYAL | L 10-4 |
| Thu | 6/5 | at Covington | L (Forfeit) |
| Fri | 6/6 | STAUNTON | W 8-2 |
| Sat | 6/7 | WAYNESBORO | L 11-9 |
| Tue | 6/10 | CULPEPER | 7 p.m. |
| Wed | 6/11 | at Staunton | 7:30 p.m. |
| Thu | 6/12 | STRASBURG | 7 p.m. |
| Fri | 6/13 | at Culpeper | 7 p.m. |
| Sat | 6/14 | COVINGTON | 4 p.m. |
| Sun | 6/15 | at Purcellville | 7 p.m. |
| Mon | 6/16 | at Winchester | 7 p.m. |
| Tue | 6/17 | at Strasburg | 7 p.m. |
| Thu | 6/19 | HARRISONBURG | 7 p.m. |
| Fri | 6/20 | at Waynesboro | 7 p.m. |
| Sat | 6/21 | at Culpeper | 7 p.m. |
| Sun | 6/22 | NEW MARKET | 1 p.m. |
| Mon | 6/23 | at Culpeper | 7 p.m. |
| Tue | 6/24 | STAUNTON | 7 p.m. |
| Wed | 6/25 | at Covington | 6:30 p.m. |
| Thu | 6/26 | at Woodstock | 7 p.m. |
| Fri | 6/27 | WAYNESBORO | 7 p.m. |
| Sat | 6/28 | at Staunton | 7:30 p.m. |
| Sun | 6/29 | PURCELLVILLE | 1 p.m. |
| Tue | 7/1 | at Harrisonburg | 7 p.m. |
| Wed | 7/2 | at Covington | 6:30 p.m. |
| Thu | 7/3 | STAUNTON | 7 p.m. |
| Sat | 7/5 | HARRISONBURG | 4 p.m. |
| Sun | 7/6 | WINCHESTER | 1 p.m. |
| Tue | 7/8 | at Waynesboro | 7 p.m. |
| Wed | 7/9 | CULPEPER | 7 p.m. |
| Thu | 7/10 | at Front Royal | 7 p.m. |
| Fri | 7/11 | COVINGTON | 7 p.m. |
| Sat | 7/12 | at Harrisonburg | 7 p.m. |
| Wed | 7/16 | at New Market | 7:30 p.m. |
| Thu | 7/17 | CULPEPER | 7 p.m. |
| Fri | 7/18 | COVINGTON | 7 p.m. |
| Sat | 7/19 | at Harrisonburg | 7 p.m. |
| Sun | 7/20 | WAYNESBORO | 1 p.m. |
| Mon | 7/21 | at Staunton | 7:30 p.m. |

All times Eastern & subject to change.
Home games indicated in **CAPS & BOLD**.

GAME 8 | TUESDAY, JUNE 10 | 7:00 PM | vs. CULPEPER | CHO AIRPORT FIELD

WATCH: FACEBOOK & YOUTUBE LIVE | LISTEN: VBL AUDIO

Commentators: Jeremy Rose & Landon Weaver



CULPEPER CAVALIERS

1-6

Head Coach: Brandon Mack
45-52 (3rd season)

PROBABLE STARTER
TBA

CHARLOTTESVILLE TOM SOX

2-5

Head Coach: Randy Tomlin
32-20 (2nd season)



PROBABLE STARTER
LHP JT GIBSON

SERIES HISTORY

ALL-TIME: CHARLOTTESVILLE LEADS 10-5 | STREAK: W2 | LAST MEETING: W, 19-2 (7/28/24)
IN CULPEPER: 5-2 | IN CHARLOTTESVILLE: 5-3 | POSTSEASON: 2-1 | LAST 10: 6-4

STILL LOOKING FOR A WINNING STREAK

- The Tom Sox have yet to stack wins together through the first full week of the 2025 season
- After an 8-2 victory on Friday night against Staunton, the Tom Sox hosted Waynesboro looking to build off that win
- The Generals offense took advantage of some Tom Sox miscues in the second inning, taking a 6-0 lead early
- The Tom Sox used a five-run fourth inning to claw back, and an **Andrew Mannelly** (Wofford) seventh inning solo blast to stay afloat, but Waynesboro scored twice in the eighth to secure an 11-9 win
- Mother Nature took away Charlottesville's chance at a bounce back game on Sunday, as its game at Winchester was postponed to Monday, June 16

ROSTER ADDITIONS

- The Tom Sox have added **OF Cole Cleveland** (Florida International), **INF Preston Gamster** (TCU), and **C Jackson Tone** (James Madison) to the active roster ahead of tonight's game
- Cleveland is coming off of a stellar freshman season in which he was named to the CUSA All-Freshman Team
- Gamster and Tone didn't play much in 2025, but bring veteran leadership and college experience to the Tom Sox

STREAKING 'SOX

- After a week of games, several 'Sox hitters have found

their groove

- Kyle Langley** (James Madison), **Patrick Niehus** (Gardner-Webb), and **Tanner Schaedel** (Old Dominion) each have five game hitting streaks
- Hudson Lutterman** (Virginia Tech) and **Jackson Sirois** (Virginia) have four game hitting streaks, in addition to five game on base streaks

10TH SEASON OF TOM SOX BASEBALL

- 2025 marks the 10th season of Charlottesville Tom Sox baseball
- Since 2015, the team's inaugural season, the 'Sox have won four Valley League Championships, appeared in the championship series six times, and been a step in over 30 professional player's journeys
- Over the last decade, the Tom Sox have won 255 games, and have a winning percentage of .599

RETURNING 'SOX

- The Tom Sox are excited to welcome back three players from last year's VBL title team to Charlottesville
- James Nunnallee** (Virginia), **Kaegan Costa** (Paul D Camp CC), and **Trevor Booton** (Auburn) were all on last year's team, and are on this year's active roster

COAST TO COAST

- Charlottesville's active roster features 30 players from

SATURDAY'S LINEUP

| Pos. | # | Name | School | B/T | AVG | R | H | RBI | BB | OPS | SB-ATT | Of Note |
|------|----|------------------|---------------|-----|------|---|---|-----|----|-------|--------|--|
| 2B | 19 | Hudson Lutterman | Virginia Tech | R/R | .300 | 4 | 6 | 3 | 3 | .967 | 0-0 | Hit leadoff for first time on Saturday |
| SS | 3 | Adonys Velez | FIU | R/R | .150 | 4 | 3 | 1 | 2 | .411 | 1-1 | Played both 2B and SS so far |
| RF | 2 | James Nunnallee | Virginia | R/R | .200 | 1 | 1 | 1 | 1 | .533 | 0-0 | Made Tom Sox debut on Saturday |
| 3B | 10 | Patrick Niehus | Gardner-Webb | R/R | .304 | 4 | 7 | 6 | 7 | .858 | 1-1 | Leads team in AVG, OBP, and BB |
| 1B | 15 | Tanner Schaedel | Old Dominion | L/L | .300 | 3 | 6 | 5 | 4 | .817 | 0-0 | Tied for team lead in 2B |
| DH | 39 | Walker Buchanan | Virginia | L/R | .500 | 2 | 1 | 0 | 1 | 1.300 | 0-0 | Made Tom Sox debut on Saturday |
| LF | 40 | Andrew Mannelly | Wofford | L/R | .444 | 3 | 4 | 3 | 1 | 1.434 | 0-0 | Hit first HR of season on Saturday |
| CF | 26 | Braden Weaver | Liberty | R/R | .000 | 2 | 0 | 0 | 3 | .231 | 0-0 | Still looking for first Tom Sox hit |
| C | 6 | Kaegan Costa | Paul D. Camp | R/R | .600 | 1 | 3 | 4 | 4 | 1.300 | 0-1 | 4 RBI in three starts |

1st Base Coach: Thomas Abell | 3rd Base Coach: Randy Tomlin | Mound Visits: Chris Glaize | Pitching Changes: Randy Tomlin

2025 CHARLOTTESVILLE TOM SOX GAME NOTES

QUICK FACTS

TEAM

Name.....Charlottesville Tom Sox
Location Charlottesville, Virginia
Founded 2014
Governing Org.....Charlottesville Community
.....Baseball, Inc.
Colors Green, Blue, Grey
MascotPrairiewether Lewis ("Lewie")
LeagueValley Baseball League (VBL)
President/General Manager.....Chesley Mullins
Vice President.....Jud Foster
TreasurerMichael Phillips

STADIUM

Home Stadium.....Charlottesville High School
Capacity3,256
Dimensions..... LF-320, CF-385, RF-290

COACHING STAFF

Head Coach.....**Randy Tomlin**
Alma Mater Liberty
Year with Charlottesville 2nd
Assistant Coach.....**Chris Glaize**
Alma Mater Bridgewater
Year with Charlottesville 1st
Assistant Coach.....**Joey Davis**
Alma Mater Ohio Dominican
Year with Charlottesville 1st
Assistant Coach.....**Jim Darin**
Alma Mater Virginia/Averett
Year with Charlottesville 4th (2nd stint)
Assistant Coach.....**Coy Tomlin**
Year with Charlottesville 2nd
Assistant Coach.....**Thomas Abell**
Year with Charlottesville 1st

PROGRAM HISTORY

First Season.....2015
All-Time Record (10th season) 255-171 (.599)
VBL Championships4 (2017, '19, '22, '24)
Finals Appearances.....6 (2017-19, 2022-24)

MEDIA INFO

X/Twitter @CvilleTomSox
Instagram @cvilletomsox
Facebook..... @CvilleTomSox
YouTube..... @cvilletomsox
TikTok..... @cvilletomsox
Website TomSox.org

Primary Contact..... **Nathan Schwartz**
Email nathanschwartz@tomsox.org
Phone (301) 980-5319

Division I, one player from Division III, and four Junior College players across 17 conferences in college baseball

- The 'Sox are from 10 states across the country (Florida, Georgia, Illinois, Kentucky, Maryland, North Carolina, South Carolina, Pennsylvania, Texas, Virginia), with Virginia being the most represented (16 players)

SCOUTING THE CAVALIERS

- Culpeper has struggled to begin the 2025 season
- The lone win for the Cavaliers this summer came last Thursday against the Waynesboro Generals, 11-6
- Culpeper is hitting for just a .243 AVG as a team, but Keeton Burroughs is on fire, leading the team with a .526 AVG in 19 AB
- The Cavaliers pitching staff is looking to get right as well, with the team holding a 7.67 ERA through seven games

COACHES CORNER

- **Randy Tomlin**, the reigning VBL South Division Coach of the Year, returns to Charlottesville for his second season at the helm of the Tom Sox
- Last season, Tomlin became the third Tom Sox head coach to earn Coach of the Year honors, joining Corey Hunt (2017) and Kory Koehler (2021)
- Tomlin led the 'Sox to a 30-15 overall record in his first season, a league-best 26-13 regular season record, and the fourth Valley Baseball League Championship in team history
- Tomlin is also the current head coach at Liberty Christian Academy
- Under Tomlin, the Tom Sox finished top three in the VBL in batting average, runs scored, ERA and WHIP during the regular season
- Randy's son, **Coy Tomlin**, also returns for his second season as an assistant coach, where he will continue to bring infectious energy to the ballpark each night
- Assistant coaches **Thomas Abell**, **Jim Darin**, **Joey Davis** (Hitting), and **Chris Glaize** (Pitching) round out the 2025 staff
- Darin, previously on Corey Hunt's staff from 2017-2019, rejoins the staff after three trips to the Valley League Championship
- Davis, the hitting coach, is a two-time World Series champion, spent 10 years as a major league scout for the Toronto Blue Jays, Philadelphia Phillies, and Atlanta Braves, and has previously coached at Berry College, St. Leo College, Western Kentucky, as well as both the Blue Jays and Phillies organizations
- Glaize, the pitching coach, is currently the head coach at Brookville High School in Lynchburg, VA, and has previously served as an assistant coach for the Purcellville Cannons and Winchester Royals

A JAM-PACKED SCHEDULE

- The Valley Baseball League and Charlottesville Tom Sox have announced exciting changes for the 2025 schedule
- Inter-division play returns this season as part of the 42-game slate, with every team playing each team in their own division six times (three home and three road), and every team in the other division twice (one home and one road)
- Another exciting change this season revolves around the brand-new playoff format, which grants a playoff berth to all 12 teams
- The top two seeds in each division will receive a first-round bye, while seeds 3-6 play their preliminary single-elimination game, then the remaining teams will play out the quarterfinal and semifinal games in order to determine who punches each division's ticket to the championship, which remains a three-game series

A MAGICAL 2024

- It was a magical season in Charlottesville a year ago, as the Tom Sox brought home the VBL title for the fourth time in franchise history
- Throughout the regular season, the 'Sox were stellar, as they secured their second consecutive VBL regular season

crown, finishing 0.5 games ahead of Purcellville at 26-13 on the year

- They carried home a division title for the fourth straight season, winning the South by four games over Harrisonburg
- The Tom Sox rolled through June with relative ease, going 17-4, scoring in double-digits in nine of those 21 games
- The 'Sox felt more adversity in July as rosters began to turn over, but they never lost consecutive games until after they locked up the division title
- **Colby Wallace** (East Carolina) paced Charlottesville's offense in the regular season, winning the league batting title with a .470 batting average
- He added a team-leading .464 on-base percentage and also ranked among the league's best in slugging percentage (.489)
- Including the playoffs, Wallace hit for a team-best .348 batting average, tallied 10 extra base hits, and drove in 22 runs
- **Ryan Wynn** (Wofford) and **Robbie Lavey** (George Washington) also put forth impressive seasons
- Lavey paced the team among active players with six home runs (including playoffs), while Wynn ranked among the league's top five sluggers with seven doubles, three triples, a home run, and a .467 slugging percentage
- A variety of arms led the 'Sox throughout the year, including **Chase Stryker**, who held a 2.27 ERA in 35.2 innings, and **James Hays** (Stetson) who carried a 3.94 ERA in 32 innings
- **Trevor Bozon** (Auburn), **Daniel Powell**, (Kennesaw State), **Ryan Griesiak** (Florida Southwestern), **Bobby Olsen** (Villanova), and **Will Pearson** (Iowa) were among those making the biggest impacts out of the bullpen
- In the South Division Championship Series, Culpeper took game one, 4-1, putting the 'Sox in elimination mode
- In response to the game one loss, the 'Sox put up 27 runs across the next two games, winning game two, 8-1, and game three, 19-2 in seven innings
- The 19 runs scored in game three is a Tom Sox playoff record, and tied the franchise record for most runs scored in a game
- In the Valley League Championship Series against Purcellville, the Tom Sox and Cannons put on a show
- In game one, the Cannons led 5-3 in the bottom of the eighth, but **Robbie Lavey** (George Washington) came up clutch with a two-run single to tie the game
- In extras, **Sam Mummau** (Jacksonville) blasted a walk-off two run homer to give the 'Sox a 1-0 series lead
- Game two was a much different story for the 'Sox though
- Charlottesville scored seven runs in its first two at-bats, but then Purcellville responded to that deficit with 21 unanswered runs, and evened the series with a 21-8 run-rule win
- In the deciding game three, it was the Cannons taking an early lead, holding a 4-0 advantage going into the bottom of the fifth
- The Tom Sox responded with a six-run fifth, highlighted by RBI singles from **Colby Wallace** (East Carolina) and **Caden Ferraro** (Blinn)
- **Chase Stryker** limited the Cannons offense in the middle innings, and Cooper Blauser's two-run homer in the eighth provided the insurance Charlottesville needed
- Daniel Powell struck out the side in the ninth, sealing the fourth Valley League Championship in Charlottesville Tom Sox franchise history

'SOX ON THE ROAD TO OMAHA

- 24 former Tom Sox competed in this year's NCAA Tournament with their eyes set on reaching the College World Series in Omaha, NE
- The 'Sox were represented in 10 of the 16 NCAA Regionals across the country, including six players playing in the Conway Regional hosted by Coastal Carolina
- Eight of those players (**John Armstrong** - Auburn, **Cade Belyeu** - Auburn, **Dean Mihos** - Coastal Carolina, **Zach Root** - Arkansas, **Cale Stricklin** - Auburn, **Justin Thomas** - Arkansas, **Derek Williams** - Miami) advanced to the NCAA

2025 CHARLOTTESVILLE TOM SOX GAME NOTES

Super Regionals

- Arkansas and Coastal Carolina both won their respective Super Regionals, meaning that Mihos, Root and Thomas are headed to the College World Series

'SOX IN THE PROS

- Five former Tom Sox are currently playing in Major League Baseball (**Connor Gillispie** - Marlins, **Kyle Nicolas** - Pirates, **Vinnie Pasquantino** - Royals, **Carson Spiers** - Reds, **Wyatt Langford** - Rangers)
- Gillispie, Pasquantino, and Spiers all played for Charlottesville in 2017 when the 'Sox won their first VBL title
- Nicolas played in C'Ville in 2018, and Langford played for the Tom Sox in 2021
- The 'Sox also have 28 former players currently playing Minor League Baseball

A WINNING MODEL

- The Tom Sox have been the Valley League's most successful team since winning their first title in 2017
- The 'Sox have appeared in all but one championship series since 2017 and have won the league title in four of the last seven seasons
- Charlottesville's 190-99 record since the start of the 2017 season is the best in the VBL
- Charlottesville's seven championship appearances and four titles since 2017 are both the most in the VBL over that span
- The Tom Sox have won the VBL title in alternating seasons since 2017 ('17, '19, '22 (2020 season canceled), '24)

TALE OF THE TAPE

OFFENSE DEFENSE

| Culpeper | | Charlottesville | Culpeper | | Charlottesville |
|--------------|--------------------------|-----------------|----------|---------------------|-----------------|
| .243 | Batting Avg. | .262 | 7.67 | ERA | 6.83 |
| .707 | OPS | .790 | .305 | Opponent BA | .252 |
| 5.1 | Runs/Game | 5.6 | 5.4 | Walks/Game | 7.4 |
| 9 | Doubles | 11 | 6.7 | Strikeouts/Game | 8 |
| 3 | Home Runs | 3 | 1.24 | Strikeouts per Walk | 1.08 |
| 5.4 | Walks/Game | 6.6 | 2.02 | WHIP | 1.94 |
| 8.1 | Strikeouts/Game | 6.1 | .940 | Fielding Pct. | .955 |
| 8-12 (66.7%) | Stolen Bases-Att. (Pct.) | 5-10 (50%) | 15 | Errors | 10 |

TEAM LEADERS

OFFENSE DEFENSE

| Culpeper | | Charlottesville | Culpeper | | Charlottesville |
|--------------------------|--------------|-----------------------|---------------------|-----------------|-----------------------|
| Keeton Burroughs (.526) | Batting Avg. | Patrick Niehus (.304) | Mason Snyder (1.58) | ERA | DeRossi-Cytron (5.40) |
| Keeton Burroughs (1.324) | OPS | Kyle Langley (.994) | Riley Cruce (6.0) | Innings Pitched | Duff & Link (6.0) |
| Keeton Burroughs (7) | Runs | Five players (4) | Owen Winebarger (1) | Wins | Alwine & Booton (1) |
| Colby Motley (6) | RBI | Langley & Niehus (6) | N/A | Saves | Jason Ban (1) |
| Keeton Burroughs (3) | Doubles | Three players (2) | Ryan DeMartin (7) | Walks | Bradley Link (9) |
| Three players (1) | Home Runs | Three players (1) | Branton Little (8) | Strikeouts | Bradley Link (11) |
| Cameron Turner (7) | Walks | Patrick Niehus (7) | Riley Cruce (.280) | Opponent AVG | DeRossi-Cytron (.211) |
| Belt & Escobar (2) | Stolen Bases | Jesus Cesari (2) | Riley Cruce (1.33) | WHIP | DeRossi-Cytron (1.00) |

Min: 2.7 PA/team game | Average stats include active players only

Min: 0.8 IP/team game | Average stats include active players only

MEDIA INFORMATION

COMMUNICATIONS: Nathan Schwartz handles communications for the Charlottesville Tom Sox. For any questions, interviews, or requests, contact Nathan at nathanschwartz@tomsox.org or (301) 980-5319.

INTERVIEWS: All interviews must be arranged with prior notice by contacting Nathan Schwartz. Most interviews will take place prior to and during batting practice on game days. 24 hours of advance notice is appreciated.

ADMISSION: Media should mention their affiliation at the gate to receive free admission.

FACILITIES: The Tom Sox are unable to provide a standard press box for coverage. Print media are encouraged to cover the game from atop the press box or in the stands. Cameras are allowed throughout the stadium.

LIVE STATS: The Valley League's live statistics are powered by Pointstreak. Access all live VBL games at bit.ly/VBLLiveStats.

WATCH & LISTEN: All Tom Sox home and away games are available to view live by visiting the [Charlottesville Tom Sox Facebook page](#) or [Tom Sox YouTube channel](#). Audio-only streams are available on the Valley Baseball League Audio Network at bit.ly/VBLAudio.

FOLLOW THE SOX: The most up-to-date team information is located on the team's official social media accounts, @CvilleTomSox.



WATCH MORE: The Tom Sox YouTube channel provides an inside look into Tom Sox baseball. Check out more at [Tom Sox YouTube channel](#).

AROUND THE LEAGUE

VALLEY LEAGUE STANDINGS

NORTH

| | W-L | PCT. | LAST 10 | STREAK |
|----------------|-----|------|---------|--------|
| 1. Front Royal | 6-2 | .750 | 6-2 | W3 |
| 2. Strasburg | 5-3 | .625 | 5-3 | W1 |
| Woodstock | 5-3 | .625 | 5-3 | L2 |
| 4. New Market | 3-4 | .429 | 3-4 | W1 |
| Purcellville | 3-4 | .429 | 3-4 | L2 |
| 6. Winchester | 3-5 | .375 | 3-5 | L3 |

SOUTH

| | W-L | PCT. | LAST 10 | STREAK |
|--------------------|-----|------|---------|--------|
| 1. Harrisonburg | 7-2 | .778 | 7-2 | W3 |
| 2. Staunton | 5-3 | .625 | 5-3 | L2 |
| 3. Covington | 3-4 | .429 | 3-4 | W2 |
| 4. Waynesboro | 3-5 | .375 | 3-5 | W2 |
| 5. Charlottesville | 2-5 | .286 | 2-5 | L1 |
| 6. Culpeper | 1-6 | .143 | 1-6 | L3 |

TONIGHT'S MATCHUPS

| | Time |
|----------------------------|---------|
| Strasburg at Covington | 6:30 ET |
| Waynesboro at Harrisonburg | 7 ET |
| Winchester at Front Royal | 7 ET |
| Staunton at Woodstock | 7 ET |
| Purcellville at New Market | 7:30 ET |

SOUTH DIV. PLAYERS OF THE WEEK

--

LAST MEETING

Charlottesville 19, Culpeper 2 (7 innings)
July 28, 2024 at Charlottesville, VA (CHO Airport Field)

| BATTING | AB | R | H | RBI | | |
|-------------------------|-----|---|---|-----|----|----|
| Ethan Gibson ss | 4 | 1 | 1 | 2 | | |
| Isaac VanderWoude ss | 1 | 0 | 0 | 1 | | |
| Ryan Wynn 2b | 4 | 0 | 1 | 1 | | |
| Nathan Fink rf | 2 | 0 | 0 | 0 | | |
| Robbie Lavey c | 2 | 2 | 1 | 2 | | |
| Jack McMullan ph/c | 1 | 0 | 0 | 0 | | |
| Colby Wallace dh | 3 | 3 | 1 | 4 | | |
| Kaegan Costa ph/dh | 0 | 0 | 0 | 0 | | |
| Caden Ferraro 1b | 3 | 3 | 2 | 2 | | |
| Cooper Blausner 3b | 3 | 2 | 1 | 2 | | |
| Nick Parham rf/2b | 0 | 2 | 0 | 1 | | |
| Dean Mihos cf | 3 | 3 | 1 | 1 | | |
| Sam Mumma lf | 3 | 3 | 2 | 2 | | |
| PITCHING | IP | H | R | ER | BB | SO |
| Thomas Whelan (W, 1-1) | 4.0 | 5 | 2 | 2 | 4 | 2 |
| Ayden Alexander (SV, 2) | 3.0 | 1 | 0 | 0 | 2 | 4 |
| Totals | 7.0 | 6 | 2 | 2 | 6 | 6 |

2025 CHARLOTTESVILLE TOM SOX GAME NOTES

ACTIVE ROSTER

| No. | Name | Pos. | B/T | Ht. | Wt. | Year | Hometown / School |
|-----|--------------------|--------|-----|------|-----|------|--|
| 1 | Jesus Cesari | UTL | R/R | 5'8 | 160 | SO | Charlottesville, VA / Southeast Arkansas College |
| 2 | James Nunnallee | OF | L/R | 6'0 | 185 | SO | Aldie, VA / Virginia |
| 3 | Adonys Velez | INF | R/R | 6'1 | 190 | SO | Orlando, FL / Florida International |
| 4 | JD Wolff | UTL | L/R | 5'8 | 170 | SO | Greencastle, PA / Air Force |
| 6 | Kaegan Costa | C | R/R | 5'11 | 190 | JR | Palmyra, VA / Paul D Camp |
| 8 | Preston Gamster | INF | R/R | 6'3 | 195 | SR | Dallas, TX / Texas Christian |
| 9 | Cole Cleveland | INF | L/R | 6'2 | 178 | SO | Delray Beach, FL / Florida International |
| 10 | Patrick Niehus | INF | R/R | 6'2 | 200 | SO | Bradenton, FL / Gardner-Webb |
| 11 | Bradley Link | RHP | R/R | 5'10 | 180 | R-SO | Palm Beach Gardens, FL / Pensacola State College |
| 12 | Riley Roarty | RHP | L/R | 6'5 | 205 | SO | Midlothian, VA / VCU |
| 14 | Kyle Langley | OF | L/L | 5'11 | 185 | JR | Arlington, VA / James Madison |
| 15 | Tanner Schaedel | INF | R/R | 6'2 | 190 | SO | Virginia Beach, VA / Old Dominion |
| 18 | Jackson Sirois | INF | R/R | 6'0 | 180 | SO | Leesburg, VA / Virginia |
| 19 | Hudson Lutterman | INF | R/R | 5'10 | 185 | SO | La Grange, KY / Virginia Tech |
| 20 | Alex Bingler | LHP | L/L | 6'3 | 200 | SO | Charlottesville, VA / James Madison |
| 21 | Jett Bristow | OF | R/R | 6'4 | 196 | FR | Richmond, VA / Virginia |
| 22 | Lane Duff | LHP | R/L | 6'3 | 200 | R-SO | Forest, VA / James Madison |
| 23 | Eli DeRossi-Cytron | RHP | R/R | 6'3 | 203 | R-SO | Frederick, MD / Mount St. Mary's |
| 24 | Elijah Coston | OF/LHP | L/L | 6'2 | 195 | SO | Chester, VA / VCU |
| 25 | Tim Lawson | LHP | L/L | 6'4 | 220 | SO | Chapel Hill, NC / North Carolina |
| 26 | Braden Weaver | OF | R/R | 5'10 | 190 | R-FR | Forest, VA / Liberty |
| 27 | Tristan Dietrich | LHP | R/L | 6'5 | 194 | JR | Phoenixville, PA / Florida International |
| 32 | Dawson Newman | LHP | R/L | 6'2 | 180 | SO | Chesapeake, VA / Coastal Carolina |
| 33 | Brandon Eldridge | RHP | R/R | 6'1 | 195 | JR | Aynor, SC / Florida Southwestern |
| 35 | Trevor Booton | RHP | R/R | 6'4 | 220 | R-SO | LaGrange, GA / Auburn |
| 36 | Evan Alwine | RHP | R/R | 6'5 | 225 | JR | Altoona, PA / Florida International |
| 37 | Jason Ban | LHP | L/L | 6'2 | 205 | JR | Glenview, IL / Davidson |
| 39 | Walker Buchanan | OF | R/R | 6'3 | 230 | JR | Jupiter, FL / Virginia |
| 40 | Andrew Mannelly | OF | L/L | 6'0 | 200 | SR | Sandy Springs, GA / Wofford |
| 42 | JT Gibson | LHP | R/L | 6'4 | 215 | R-JR | McLean, VA / Kennesaw State |
| 44 | Gian De Castro | UTL | L/R | 6'4 | 225 | SO | Weston, FL / Arizona State |
| 45 | Addison Stockham | LHP | L/L | 6'3 | 225 | JR | Lexington, KY / Eastern Kentucky |
| 46 | Luke Craytor | RHP | R/R | 6'5 | 220 | SR | Charlottesville, VA / Virginia Tech |
| 49 | Jackson Tone | C | R/R | 6'1 | 200 | SR | Chesapeake, VA / James Madison |

COACHING STAFF

HEAD COACH: 29 Randy Tomlin (2nd season)

ASSISTANT COACH: 17 Jim Darin (4th)

ASSISTANT COACH: 28 Coy Tomlin (2nd)

ASSISTANT COACH: 34 Joey Davis (1st)

ASSISTANT COACH: 41 Thomas Abell (1st)

ASSISTANT COACH: 50 Chris Glaize (1st)

PRONOUNCIATION GUIDE

| | |
|----------------------------|-----------|
| Evan Alwine | All-wine |
| Trevor Booton | Boot-in |
| Eli DeRossi- Cytron | Sit-trin |
| Tristan Dietrich | Dee-trick |
| Gian De Castro | Gee-ahn |
| Chris Glaize | Glaze |
| Kaegan Costa | Kay-gan |

| | |
|-------------------------|-------------|
| Hudson Lutterman | LOOT-er-man |
| Patrick Niehus | KNEE-us |
| James Nunnallee | None-uh-lee |
| Tanner Schaedel | Shay-dull |
| Jackson Sirois | Sih-ROY |
| Adonys Velez | Ve-lez |


2025 CHARLOTTESVILLE TOM SOX GAME NOTES

TONIGHT'S STARTER

42

SCHOOL: KENNESAW STATE

HOMETOWN: MCLEAN, VA



YEAR

BATS/THROWS

R-JR

R/L

HEIGHT

WEIGHT

6'4"

215 lbs

JT GIBSON LEFT-HANDED PITCHER

SEASON STATS

| ERA | W-L | APP | GS | CG | SHO | SV | IP | H | R | ER | BB | SO | 2B | 3B | HR | B/Avg | WP | HBP | BK | SFA | SHA |
|------|-------|------|------|------|-----|----|-----|---|---|----|----|----|----|----|----|-------|----|-----|----|-----|-----|
| 3.38 | 0-0 | 1 | 1 | 0 | 0 | 0 | 2.2 | 2 | 1 | 1 | 1 | 4 | 1 | 0 | 0 | .222 | 0 | 0 | 0 | 0 | 0 |
| WHIP | P/APP | K/9 | BB/9 | K/BB | H/9 | | | | | | | | | | | | | | | | |
| 1.12 | 41 | 16.4 | 4.1 | 4 | 8.2 | | | | | | | | | | | | | | | | |

ER ALLOWED BY INNING

| INN | 1 | 2 | 3 | 4 | 5 | 6 | 7 | 8 | 9 | EX. |
|------|---|---|---|---|---|---|---|---|---|-----|
| Runs | 0 | 0 | 1 | 0 | 0 | 0 | 0 | 0 | 0 | 0 |

SEASON GAME-BY-GAME

| DATE | OPPONENT | IP | H | R-ER | BB | K | XBH | NP | DEC |
|------|-------------|-----|---|------|----|---|-----|----|-----|
| 6/4 | Front Royal | 2.2 | 2 | 1-1 | 1 | 4 | 1 | 41 | ND |
| | | | | | | | | | |
| | | | | | | | | | |
| | | | | | | | | | |
| | | | | | | | | | |
| | | | | | | | | | |
| | | | | | | | | | |
| | | | | | | | | | |

TOM SOX PITCHING - SEASON

| | W-L (S) | ERA | IP | H | R-ER | BB | SO | BAA | HR |
|----------|---------|------|------|----|-------|----|----|------|----|
| Totals | 2-4 (1) | 6.83 | 54.0 | 53 | 49-41 | 52 | 56 | .252 | 2 |
| Starters | 0-1 | 7.31 | 16.0 | 17 | 13-13 | 9 | 19 | .274 | 1 |
| Bullpen | 2-3 (1) | 6.63 | 38.0 | 36 | 36-28 | 43 | 37 | .243 | 1 |
| Home | 1-4 | 6.40 | 45.0 | 44 | 40-32 | 45 | 49 | .250 | 2 |
| Road | 1-1 (1) | 9.00 | 9.0 | 9 | 9-9 | 7 | 7 | .265 | 0 |
| May | 0-1 | 8.00 | 9.0 | 12 | 9-8 | 9 | 12 | .308 | 1 |
| June | 2-4 | 6.60 | 45.0 | 41 | 40-33 | 43 | 44 | .240 | 1 |
| July | | | | | | | | | |

SEASON HIGHS

2.2 INNINGS PITCHED (START)
6/4 vs. Front Royal

-- INNINGS PITCHED (RELIEF)

4 STRIKEOUTS
6/4 vs. Front Royal

2 HITS ALLOWED
6/4 vs. Front Royal

1 ER ALLOWED
6/4 vs. Front Royal

1 WALKS ALLOWED
6/4 vs. Front Royal

10 BATTERS FACED
6/4 vs. Front Royal


SEASON NOTES (AT KSU)

Used in short stints in first year at Kennesaw State after transferring from Virginia Tech

- 1.2 scoreless innings at Louisiana Tech (3/30)
- Two scoreless outings vs. Georgia (2/18 & 4/29)

2025 CHARLOTTESVILLE TOM SOX GAME NOTES

PITCHER NOTES



11 BRADLEY LINK

POS HT WT B/T YR
RHP 5'10" 180 R/R R-SO

PENSACOLA STATE COLLEGE
PALM BEACH GARDENS, FL



LAST APPEARANCE

6/6 vs. Staunton

FINAL LINE

3.0 IP, 2 H, 1 ER, 4 BB, 5 K

0-1, 0 SV, 6.0 IP, 12.00 ERA, 9 BB, 11 K

Was first player to take the mound for the Tom Sox in 2025 season

- Collected five strikeouts in two innings of work Served as a steady late game relief arm and made a few starts for PSC this spring
- Held a 8.51 K/9 across 24.1 innings pitched
- Pitched three scoreless innings and picked up a win against Northwest Florida State College (4/12)
- Fired in 3.2 scoreless innings and only allowed one hit against Florida Southwestern (5/2)
- Registered three or more strikeouts five times

SEASON HIGHS

INNINGS: 3.0 (6/6 vs. Staunton)
HITS ALLOWED: 5 (5/31 vs. Harrisonburg)
ER ALLOWED: 4 (6/3 at Waynesboro)
BB ALLOWED: 4 (2x)
STRIKEOUTS: 5 (2x)
BATTERS FACED: 14 (6/6 vs. Staunton)
PITCHES: 66 (6/6 vs. Staunton)



12 RILEY ROARTY

POS HT WT B/T YR
RHP 6'5" 205 L/R SO

VCU
MIDLOTHIAN, VA



LAST APPEARANCE

6/7 vs. Waynesboro

FINAL LINE

0.1 IP, 3 H, 3 R (0 ER), 1 BB, 0 K

0-1, 0 SV, 3.1 IP, 16.20 ERA, 7 BB, 1 K

Saw consistent opportunities during weekend series in his first season of college baseball

- Picked up first collegiate strikeout in first collegiate appearance at North Carolina (2/25)
- Had multiple strikeouts vs. Virginia, Fordham, St. Bonaventure and Richmond

SEASON HIGHS

INNINGS: 2.0 (5/31 vs. Harrisonburg)
HITS ALLOWED: 3 (2x)
ER ALLOWED: 3 (2x)
BB ALLOWED: 3 (2x)
STRIKEOUTS: 1 (5/31 vs. Harrisonburg)
BATTERS FACED: 12 (5/31 vs. Harrisonburg)
PITCHES: 43 (5/31 vs. Harrisonburg)



13 RAPHAEL SCHNIEDER

POS HT WT B/T YR
LHP 6'1" 188 R/L SO

STEVENS INSTITUTE OF TECH.
DECATUR, GA



LAST APPEARANCE

6/7 vs. Waynesboro

FINAL LINE

0.0 IP, 2 H, 2 R (1 ER), 0 BB,

0-0, 0 SV, 0.0 IP, -- ERA, 0 BB, 0 K

Made debut with Tom Sox on Saturday after beginning season with Purcellville

- Appeared once with the Cannons at Strasburg

SEASON HIGHS

INNINGS: 0.2 (6/3 at Strasburg)
HITS ALLOWED: 2 (6/7 vs. Waynesboro)
ER ALLOWED: 1 (2x)
BB ALLOWED: 2 (6/3 at Strasburg)
STRIKEOUTS: N/A
BATTERS FACED: 5 (6/3 at Strasburg)
PITCHES: 25 (6/3 at Strasburg)

***Stats from 6/3 at Strasburg were when Schnieder pitched for Purcellville**



20 ALEX BINGLER

POS HT WT B/T YR
LHP 6'3" 200 L/L SO

JAMES MADISON
CHARLOTTESVILLE, VA



LAST APPEARANCE

6/4 vs. Front Royal

FINAL LINE

3.0 IP, 1 H, 1 ER, 1 BB, 5 K

0-1, 0 SV, 4.0 IP, 6.75 ERA, 2 BB, 7 K

Consistent middle reliever for the Dukes in his first collegiate season

- Fired in first collegiate strikeout at Virginia Tech (2/26)
- Earned career highs in innings pitched and strikeouts at Charlotte (3/11)
- Only gave up runs in five of his 15 appearances

SEASON HIGHS

INNINGS: 3.0 (6/4 vs. Front Royal)
HITS ALLOWED: 3 (5/31 vs. Harrisonburg)
ER ALLOWED: 2 (5/31 vs. Harrisonburg)
BB ALLOWED: 1 (2x)
STRIKEOUTS: 5 (6/4 vs. Front Royal)
BATTERS FACED: 12 (6/4 vs. Front Royal)
PITCHES: 48 (6/4 vs. Front Royal)

2025 CHARLOTTESVILLE TOM SOX GAME NOTES

PITCHER NOTES



22 LANE DUFF

POS HT WT B/T YR
LHP 6'3" 200 R/L R-SO

JAMES MADISON
FOREST, VA



LAST APPEARANCE

6/7 vs. Waynesboro

FINAL LINE

L, 2.0 IP, 3 H, 2 ER, 0 BB, 3 K

0-1, 0 SV, 6.0 IP, 7.50 ERA, 3 BB, 5 K

IN TRANSFER PORTAL

Short usage reliever for JMU this spring

- Struck out his first collegiate batter in first collegiate appearance at Virginia Tech (2/26)
- Nine scoreless outings
- Played under Randy Tomlin at Liberty Christian Academy

SEASON HIGHS

INNINGS: 3.0 (6/3 at Waynesboro)
HITS ALLOWED: 4 (6/3 at Waynesboro)
ER ALLOWED: 2 (2x)
BB ALLOWED: 2 (6/3 at Waynesboro)
STRIKEOUTS: 3 (6/7 vs. Waynesboro)
BATTERS FACED: 15 (6/3 at Waynesboro)
PITCHES: 44 (6/3 at Waynesboro)



23 ELI DEROSSI-CYTRON

POS HT WT B/T YR
RHP 6'3" 203 R/R R-SO

MOUNT ST. MARY'S
FREDERICK, MD



LAST APPEARANCE

6/1 vs. Woodstock

FINAL LINE

5.0 IP, 4 H, 3 ER, 1 BB, 1 K

0-0, 0 SV, 5.0 IP, 5.40 ERA, 1 BB, 1 K

Has the longest start for a Tom Sox pitcher this season (Vs. Woodstock on 6/1)

- Threw four scoreless innings after giving up a three-run homer in his first inning of work
- Appeared in both a starter and reliever role for The Mount, making eight starts and six relief appearances
- Tossed two quality starts in first year with the Mountaineers (3/9 vs. Sacred Heart, 5/16 vs. Manhattan)
- Had five or more strikeouts in six appearances
- Multiple strikeouts in all but one appearance
- Opened 2025 season with four scoreless innings at Norfolk State (2/14)

SEASON HIGHS (AT MSM)

INNINGS: 6.2 (3/9 vs. Sacred Heart)
HITS ALLOWED: 8 (2x)
ER ALLOWED: 6 (5/11 at Saint Peter's)
BB ALLOWED: 6 (3/23 vs. Niagara)
STRIKEOUTS: 9 (3/9 vs. Sacred Heart)
BATTERS FACED: 28 (4/19 vs. Marist)
PITCHES: 93 (2x)



25 TIM LAWSON

POS HT WT B/T YR
LHP 6'4" 220 L/L SO

NORTH CAROLINA
CHAPEL HILL, NC



LAST APPEARANCE

6/7 vs. Waynesboro

FINAL LINE

1.1 IP, 2 H, 3 ER, 2 BB, 2 K

0-0, 0 SV, 3.1 IP, 13.50 ERA, 2 BB, 4 K

Two-sport athlete for North Carolina

- TE on football team (did not appear in fall 2024 season)
- LHP on baseball team

SEASON HIGHS

INNINGS: 2.0 (6/3 at Waynesboro)
HITS ALLOWED: 2 (2x)
ER ALLOWED: 3 (6/7 vs. Waynesboro)
BB ALLOWED: 2 (6/7 vs. Waynesboro)
STRIKEOUTS: 2 (2x)
BATTERS FACED: 9 (2x)
PITCHES: 45 (6/7 vs. Waynesboro)



27 TRISTAN DIETRICH

POS HT WT B/T YR
LHP 6'5" 194 R/L JR

FLORIDA INTERNATIONAL
PHOENIXVILLE, PA



LAST APPEARANCE

6/1 vs. Woodstock

FINAL LINE

1.0 IP, 0 H, 0 R, 2 BB, 0 K

0-0, 0 SV, 2.0 IP, 0.00 ERA, 2 BB, 1 K

IN TRANSFER PORTAL

High-usage reliever for FIU down the stretch in his sophomore campaign

- Two scoreless appearances to end his season vs. Sam Houston and Kennesaw State
- Multiple strikeouts in five games
- Career-high 3.0 IP vs. Miami (4/23)
- 18th round pick by the Miami Marlins in the 2023 MLB Draft

SEASON HIGHS (AT FIU)

INNINGS: 3.0 (4/23 vs. Miami)
HITS ALLOWED: 4 (4/29 @ Florida Atlantic)
ER ALLOWED: 3 (4/15 @ FGCU)
BB ALLOWED: 3 (3x)
STRIKEOUTS: 3 (2x)
BATTERS FACED: 12 (4/29 @ Florida Atlantic)
PITCHES: 48 (4/18 @ Kennesaw State)

2025 CHARLOTTESVILLE TOM SOX GAME NOTES

PITCHER NOTES



32 DAWSON NEWMAN

| POS | HT | WT | B/T | YR |
|-----|------|-----|-----|----|
| LHP | 6'2" | 180 | R/L | SO |

COASTAL CAROLINA
CHESAPEAKE, VA



LAST APPEARANCE

6/7 vs. Waynesboro

FINAL LINE

3.0 IP, 2 H, 0 R, 2 BB, 2 K

0-0, 0 SV, 4.0 IP, 0.00 ERA, 4 BB, 24K

IN TRANSFER PORTAL

Only appeared in one game as a true freshman with the Chanticleers

- Came in the first midweek game of the season

SEASON HIGHS

INNINGS: 3.0 (6/7 vs. Waynesboro)
HITS ALLOWED: 2 (6/7 vs. Waynesboro)
ER ALLOWED: N/A
BB ALLOWED: 2 (2x)
STRIKEOUTS: 2 (2x)
BATTERS FACED: 12 (6/7 vs. Waynesboro)
PITCHES: 44 (6/7 vs. Waynesboro)



33 BRANDON ELDRIDGE

| POS | HT | WT | B/T | YR |
|-----|------|-----|-----|----|
| RHP | 6'1" | 195 | R/R | JR |

FLORIDA SOUTHWESTERN
AYNOR, SC



LAST APPEARANCE

5/11 vs. Central Florida

FINAL LINE

1.1 IP, 2 H, 2 ER, 2 BB, 1 K

3-1, 1 SV, 37.0 IP, 5.84 ERA, 22 BB, 44 K

Mainly appeared as a reliever, but had a few starts for the Bucs this spring

- Five innings of one-run ball in a start vs. TNXL Academy (2/18)
- Four scoreless innings vs. State College of Florida (3/18)
- Began career at Western Carolina

SEASON HIGHS (WITH FSW)

INNINGS: 5.0 (2/18 vs. TNXL Academy)
HITS ALLOWED: 7 (4/12 vs. Central Florida)
ER ALLOWED: 4 (2x)
BB ALLOWED: 3 (3x)
STRIKEOUTS: 7 (2/18 vs. TNXL Academy)
BATTERS FACED: 19 (2/18 vs. TNXL Academy)
PITCHES: 67 (2/18 vs. TNXL Academy)



35 TREVOR BOOTON

| POS | HT | WT | B/T | YR |
|-----|------|-----|-----|------|
| RHP | 6'4" | 220 | R/R | R-SO |

AUBURN
LAGRANGE, GA



LAST APPEARANCE

6/3 at Waynesboro

FINAL LINE

W, 2.0 IP, 3 H, 1 ER, 0 BB, 2 K


1-0, 0 SV, 2.0 IP, 4.50 ERA, 0 BB, 2 K

Has never appeared at Auburn, but is back for his second season with the Tom Sox

- Made eight appearances (seven starts) in 2024, playing a crucial role in Charlottesville's fourth Valley League Championship run
- Held a 5.08 ERA in 28.1 IP last summer, which were the 3rd most innings pitched on the team
- Struck out 23 batters and walked 14
- Threw four scoreless innings against Covington in his final game (7/19)

SEASON HIGHS (SUMMER '24)

INNINGS: 5.0 (7/14 vs. Staunton)
HITS ALLOWED: 6 (7/5 @ Waynesboro)
ER ALLOWED: 4 (2x)
BB ALLOWED: 3 (2x)
STRIKEOUTS: 4 (4x)
BATTERS FACED: 20 (2x)
PITCHES: 78 (7/14 vs. Staunton)



36 EVAN ALWINE

| POS | HT | WT | B/T | YR |
|-----|------|-----|-----|----|
| RHP | 6'5" | 225 | R/R | JR |

FLORIDA INTERNATIONAL
ALTOONA, PA



LAST APPEARANCE

2/16 vs. Stonehill

FINAL LINE

1.0 IP, 2 H, 3 ER, 1 BB, 3 K

0-0, 0 SV, 1.0 IP, 27.00 ERA, 1 BB, 3 K

IN TRANSFER PORTAL

Only made one appearance in 2025 due to injury

- Made 12 appearances (two starts) as a freshman in 2024
- Went two or more innings in six of those twelve appearances
- Spent last summer with the Wausau Woodchucks in the Northwoods League (Eight appearances, one start, 2-0, 15.1 IP, 4.60 ERA, 11 BB, 12 K)

SEASON HIGHS (2024 AT FIU)

INNINGS: 3.0 (3/5 vs. Bethune-Cookman)
HITS ALLOWED: 4 (5/17 vs. Iowa)
ER ALLOWED: 4 (3/13 vs. FGCU)
BB ALLOWED: 4 (3/1 @ Seton Hall)
STRIKEOUTS: 3 (2x)
BATTERS FACED: 11 (2x)
PITCHES: 50 (5/3 @ Liberty)

2025 CHARLOTTESVILLE TOM SOX GAME NOTES

PITCHER NOTES



37 JASON BAN

| POS | HT | WT | B/T | YR |
|-----|------|-----|-----|----|
| LHP | 6'2" | 205 | L/L | JR |

DAVIDSON
GLENVIEW, IL



LAST APPEARANCE

6/3 at Waynesboro

FINAL LINE

SV, 1.0 IP, 0 H, 0 R, 1 BB, 1 K

0-0, 1 SV, 3.0 IP, 0.00 ERA, 3 BB, 3 K

One of Davidson's most-used arms over the last two seasons out of the bullpen

- Two scoreless innings vs. Bryant (2/14) and Lafayette (3/1)
- 1.2 scoreless innings at Dayton (3/29)
- Two starts in each of his first two seasons at Davidson

SEASON HIGHS

INNINGS: 2.0 (5/31 vs. Harrisonburg)
HITS ALLOWED: N/A
ER ALLOWED: N/A
BB ALLOWED: 2 (5/31 vs. Harrisonburg)
STRIKEOUTS: 2 (5/31 vs. Harrisonburg)
BATTERS FACED: 9 (5/31 vs. Harrisonburg)
PITCHES: 34 (5/31 vs. Harrisonburg)



42 JT GIBSON

| POS | HT | WT | B/T | YR |
|-----|------|-----|-----|------|
| LHP | 6'4" | 215 | R/L | R-JR |

KENNESAW STATE
MCLEAN, VA



LAST APPEARANCE

6/4 vs. Front Royal

FINAL LINE

2.2 IP, 2 H, 1 ER, 1 BB, 4 K

0-0, 0 SV, 2.2 IP, 3.38 ERA, 1 BB, 4 K

Used in short stints in first year at Kennesaw State after transferring from Virginia Tech

- 1.2 scoreless innings at Louisiana Tech (3/30)
- Two scoreless outings vs. Georgia (2/18 & 4/29)

SEASON HIGHS (AT KSU)

INNINGS: 1.2 (3/30 @ Louisiana Tech)
HITS ALLOWED: 2 (3x)
ER ALLOWED: 3 (3x)
BB ALLOWED: 3 (2x)
STRIKEOUTS: 3 (2/18 vs. Georgia)
BATTERS FACED: 8 (2/21 vs. Columbia)
PITCHES: 32 (3x)



45 ADDISON STOCKHAM

| POS | HT | WT | B/T | YR |
|-----|------|-----|-----|----|
| LHP | 6'3" | 225 | L/L | JR |

EASTERN KENTUCKY
LEXINGTON, KY



LAST APPEARANCE

6/7 vs. Waynesboro

FINAL LINE

2.1 IP, 2 H, 1 ER, 2 BB, 3 K

0-0, 0 SV, 4.2 IP, 11.57 ERA, 8 BB, 7 K

Solid option for Eastern Kentucky out of the bullpen in 2025

- Scoreless innings on the road against two national seeds in this year's NCAA Tournament (2/22 @ Ole Miss & 3/25 @ Vanderbilt)

SEASON HIGHS

INNINGS: 2.1 (6/7 vs. Waynesboro)
HITS ALLOWED: 2 (2x)
ER ALLOWED: 4 (6/4 vs. Front Royal)
BB ALLOWED: 4 (6/4 vs. Front Royal)
STRIKEOUTS: 3 (2x)
BATTERS FACED: 11 (6/7 vs. Waynesboro)
PITCHES: 49 (6/7 vs. Waynesboro)



46 LUKE CRAYTOR

| POS | HT | WT | B/T | YR |
|-----|------|-----|-----|----|
| RHP | 6'5" | 220 | R/R | SR |

VIRGINIA TECH
CHARLOTTESVILLE, VA



LAST APPEARANCE

5/15 vs. Virginia

FINAL LINE

0.0 IP, 4 H, 3 ER, 0 BB, 0 K

1-2, 2 SV, 18.1 IP, 8.84 ERA, 17 BB, 21 K

Veteran arm with experience as both a starter and a reliever

- Two scoreless innings and a save vs. ETSU (2/18)
- 1.1 perfect innings vs. Mercer (5/11)
- Spent first two seasons at Lafayette

SEASON HIGHS (AT VA TECH)

INNINGS: 2.0 (2x)
HITS ALLOWED: 5 (2x)
ER ALLOWED: 4 (4/1 vs. Radford)
BB ALLOWED: 3 (3/2 at East Carolina)
STRIKEOUTS: 4 (5/4 at Pitt)
BATTERS FACED: 12 (5/4 at Pitt)
PITCHES: 43 (5/4 at Pitt)

2025 CHARLOTTESVILLE TOM SOX GAME NOTES

HITTER NOTES



1 JESUS CESARI

POS HT WT B/T YR
UTL 5'8" 160 R/R SO

SOUTHEAST ARKANSAS COLLEGE
MARACAY, VENEZUELA



HITTING STREAK

3 Games

ON BASE STREAK

4 Games

1.125 OPS, .400 AVG, 0 HR, 1 RBI, 5 BB

- Hit for a .367 AVG with SEARK this spring
- Five doubles during 2025 season
- Hits in his final three games
- Multi-hit games vs. Lyon College JV (3/10), Carl Albert State College (3/16), and Champion Christian (4/28)

SEASON HIGHS

AT-BATS: 3 (6/7 vs. Waynesboro)
HITS: 2 (6/6 vs. Staunton)
RBI: 1 (6/3 at Waynesboro)
RUNS: 2 (6/6 vs. Staunton)
DOUBLES: 1 (6/6 vs. Staunton)
HOME RUNS: N/A
WALKS: 2 (2x)



2 JAMES NUNNALLEE

POS HT WT B/T YR
OF 6'0" 185 L/R SO

VIRGINIA
ALDIE, VA



HITTING STREAK

1 Game

ON BASE STREAK

1 Game


.533 OPS, .200 AVG, 0 HR, 1 RBI, 1 BB

IN TRANSFER PORTAL

- Collected first collegiate hit and RBI as part of a three-hit day vs. Villanova (2/15)
- 5-5, 2B, 4 RBI vs. Dartmouth (3/2)
- Had a career day at Georgia Tech on April 25, by going 4-4 with his first collegiate home run, two doubles, and three RBI
- Eight multi-hit games
- Had an 18 game on-base streak during the middle of the season
- One of three returning 'Sox on Opening Day roster (2-13, RBI, BB, 2 SB last summer)

SEASON HIGHS (AT VIRGINIA)

AT-BATS: 5 (6x)
HITS: 5 (3/2 vs. Dartmouth)
RBI: 4 (3/2 vs. Dartmouth)
RUNS: 3 (2x)
DOUBLES: 2 (4/25 at Georgia Tech)
HOME RUNS: 1 (4/25 at Georgia Tech)
WALKS: 4 (4/1 vs. Old Dominion)



3 ADONYS VELEZ

POS HT WT B/T YR
INF 6'1" 190 R/R SO

FLORIDA INTERNATIONAL
ORLANDO, FL



HITTING STREAK

3 Games

ON BASE STREAK

3 Games

.411 OPS, .150 AVG, 0 HR, 1 RBI, 2 BB

- Played sparingly in first season wit FIU
- Earned first collegiate hit, extra base hit, and RBI during a three-hit game at Florida Gulf Coast (4/15)
- Hit first collegiate home run at Sam Houston (5/17)

SEASON HIGHS

AT-BATS: 4 (5x)
HITS: 1 (3x)
RBI: 1 (6/3 at Waynesboro)
RUNS: 2 (6/3 at Waynesboro)
DOUBLES: N/A
HOME RUNS: N/A
WALKS: 1 (2x)



4 JD WOLFF

POS HT WT B/T YR
UTL 5'8" 170 L/R SO

AIR FORCE
GREENCASTLE, PA



HITTING STREAK

1 Game

ON BASE STREAK

3 Games

.756 OPS, .200 AVG, 0 HR, 0 RBI, 3 BB

- Made first collegiate appearance at Vanderbilt (2/17)

SEASON HIGHS

AT-BATS: 3 (6/4 vs. Front Royal)
HITS: 1 (6/4 vs. Front Royal)
RBI: N/A
RUNS: 1 (2x)
DOUBLES: N/A
HOME RUNS: N/A
WALKS: 2 (6/1 vs. Woodstock)

2025 CHARLOTTESVILLE TOM SOX GAME NOTES

HITTER NOTES



6 KAEGAN COSTA

| POS | HT | WT | B/T | YR |
|-----|-------|-----|-----|----|
| C | 5'11" | 190 | R/R | JR |

PAUL D. CAMP CC
PALMYRA, VA



HITTING STREAK

--

ON BASE STREAK

3 Games

1.300 OPS, .600 AVG, 0 HR, 4 RBI, 4 BB

- Breakout spring at the JUCO level
- Began season with an 18 game on base streak with hits in 15 of those games
- 11 multi-hit games, including three games with 3+ hits
- 3-3, 2 RBI, BB at USC Salkehatchie (2/8)
- 3-5, 2B, 2 RBI vs. Pitt CC (2/25)
- One of three returning 'Sox on Opening Day roster
- 0-1, RBI, BB with Tom Sox last summer

SEASON HIGHS

AT-BATS: 3 (6/4 vs. Front Royal)
HITS: 2 (6/4 vs. Front Royal)
RBI: 2 (6/4 vs. Front Royal)
RUNS: N/A
DOUBLES: N/A
HOME RUNS: N/A
WALKS: 2 (6/4 vs. Front Royal)



8 PRESTON GAMSTER

| POS | HT | WT | B/T | YR |
|-----|------|-----|-----|----|
| INF | 6'3" | 195 | R/R | SR |

TEXAS CHRISTIAN
DALLAS, TX



HITTING STREAK

--

ON BASE STREAK

--

.443 OPS, .148 AVG, 0 HR, 2 RBI, 3 BB

- Hits in first three games as a Horned Frog
- RBI vs. UTSA (4/1) and Kansas (4/11)
- Spent first two seasons at Paris College

SEASON HIGHS (AT TCU)

AT-BATS: 6 (2/16 at San Diego)
HITS: 1 (4x)
RBI: 1 (2x)
RUNS: 1 (2x)
DOUBLES: 1 (2/16 at San Diego)
HOME RUNS: N/A
WALKS: 1 (3x)



9 COLE CLEVELAND

| POS | HT | WT | B/T | YR |
|-----|------|-----|-----|----|
| OF | 6'2" | 176 | L/R | SO |

FLORIDA INTERNATIONAL
DELRAY BEACH, FL



HITTING STREAK

--

ON BASE STREAK

--

.884 OPS, .291 AVG, 5 HR, 32 RBI, 16 BB

- 2025 CUSA All-Freshman Team
- Led Panthers in stolen bases (13)
 - Had 16 extra-base hits and was top five on team in AVG, 2B, and OPS
 - 10 multi-RBI games
 - Collected a career-high 4 RBI in first collegiate game vs. Stonehill (2/16)
 - 4-4, HR, 2B, 2 RBI, SB at Miami (5/7)

SEASON HIGHS (AT FIU)

AT-BATS: 5 (3x)
HITS: 4 (5/7 at Miami)
RBI: 4 (2/16 vs. Stonehill)
RUNS: 2 (7x)
DOUBLES: 2 (2/16 vs. Stonehill)
HOME RUNS: 1 (5x)
WALKS: 2 (3x)



10 PATRICK NIEHUS

| POS | HT | WT | B/T | YR |
|-----|------|-----|-----|----|
| INF | 6'2" | 200 | R/R | SO |

GARDNER-WEBB
BRADENTON, FL



HITTING STREAK

5 Games

ON BASE STREAK

5 Games

.858 OPS, .304 AVG, 0 HR, 6 RBI, 7 BB

- Season opener vs. Harrisonburg was first collegiate action
- Did not appear this spring for Gardner-Webb

SEASON HIGHS

AT-BATS: 5 (6/4 vs. Front Royal)
HITS: 2 (2x)
RBI: 3 (6/3 @ Waynesboro)
RUNS: 2 (6/3 @ Waynesboro)
DOUBLES: 1 (2x)
HOME RUNS: N/A
WALKS: 2 (3x)

2025 CHARLOTTESVILLE TOM SOX GAME NOTES

HITTER NOTES



14 KYLE LANGLEY

POS HT WT B/T YR
OF 5'11" 185 L/L JR

JAMES MADISON
ARLINGTON, VA



HITTING STREAK

5 Games

ON BASE STREAK

5 Games

.994 OPS, .286 AVG, 1 HR, 6 RBI, 4 BB

- Everyday left fielder for James Madison this spring
- Three games with two stolen bases (16 on the season)
- 11 multi-hit games
- 2-4, 2 RBI, BB, SB vs. Fairfield (2/28)
- 3-5, 2B, 4 RBI, 2 SB at Longwood (4/8)
- 3-4, 2 RBI, BB, SB at Texas State (5/15)

SEASON HIGHS

AT-BATS: 5 (2x)
HITS: 2 (6/1 vs. Woodstock)
RBI: 3 (6/1 vs. Woodstock)
RUNS: 2 (6/1 vs. Woodstock)
DOUBLES: 1 (6/1 vs. Woodstock)
HOME RUNS: 1 (6/1 vs. Woodstock)
WALKS: 2 (6/3 at Waynesboro)



15 TANNER SCHAEDEL

POS HT WT B/T YR
UTL 6'2" 190 R/R SO

OLD DOMINION
VIRGINIA BEACH, VA



HITTING STREAK

5 Games

ON BASE STREAK

5 Games

.817 OPS, .300 AVG, 0 HR, 5 RBI, 4 BB

- Collected the first hit of the 2025 Tom Sox season
- Showed flashes during freshman year at Old Dominion
- First collegiate hit was a two-run home run vs. Georgia State (3/21)
- Georgia State Series (3/21-3/23): 3-9, 2 HR, 2B, 5 RBI, HBP
- Held a .977 FLD% throughout his freshman campaign

SEASON HIGHS

AT-BATS: 5 (2x)
HITS: 2 (6/1 vs. Woodstock)
RBI: 3 (6/7 vs. Waynesboro)
RUNS: 1 (3x)
DOUBLES: 2 (6/7 vs. Waynesboro)
HOME RUNS: N/A
WALKS: 2 (5/31 vs. Harrisonburg)



18 JACKSON SIROIS

POS HT WT B/T YR
INF 6'0" 180 R/R SO

VIRGINIA
LEESBURG, VA



HITTING STREAK

4 Games

ON BASE STREAK

5 Games

.674 OPS, .261 AVG, 0 HR, 3 RBI, 2 BB

IN TRANSFER PORTAL

- Saw a decent amount of time as a true freshman at Virginia
- First collegiate hit and RBIs came on a two-run homer against Dartmouth (2/28)
- Multi-hit game with an RBI vs. James Madison (4/23)

SEASON HIGHS

AT-BATS: 5 (3x)
HITS: 2 (2x)
RBI: 2 (6/6 vs. Staunton)
RUNS: 1 (2x)
DOUBLES: 1 (6/6 vs. Staunton)
HOME RUNS: N/A
WALKS: 2 (6/3 at Waynesboro)



19 HUDSON LUTTERMAN

POS HT WT B/T YR
INF 5'10" 185 R/R SO

VIRGINIA TECH
LAGRANGE, KY



HITTING STREAK

4 Games

ON BASE STREAK

5 Games

.967 OPS, .300 AVG, 1 HR, 3 RBI, 3 BB

- Thrived in first season with Hokies
- Collected first collegiate hit and RBI vs. Bucknell (2/16)
- Went 2-4 and hit first collegiate home run at NC State (3/15)
- 3-5, HR, 2B, 2 RBI at Wake Forest (3/28)
- 3-5, HR at Duke (4/26)
- Six multi-hit games

SEASON HIGHS

AT-BATS: 5 (2x)
HITS: 2 (2x)
RBI: 1 (3x)
RUNS: 2 (6/7 vs. Waynesboro)
DOUBLES: 2 (6/7 vs. Waynesboro)
HOME RUNS: 1 (6/1 vs. Woodstock)
WALKS: 2 (6/7 vs. Waynesboro)

2025 CHARLOTTESVILLE TOM SOX GAME NOTES

HITTER NOTES



21 JETT BRISTOW

POS HT WT B/T YR
OF 6'4" 198 R/R FR

VIRGINIA
RICHMOND, VA



HITTING STREAK

1 Game

ON BASE STREAK

4 Games

.785 OPS, .308 AVG, 0 HR, 1 RBI, 1 BB

0-0, 0 SV, 0.1 IP, 0.00 ERA, 2 BB, 2 K

- Drove in first run of the 2025 Tom Sox season with an RBI double vs. Harrisonburg (5/31)
- Rising freshman at Virginia
- Just graduated from Collegiate School in Richmond

SEASON HIGHS

AT-BATS: 5 (6/1 vs. Woodstock)
HITS: 2 (6/1 vs. Woodstock)
RBI: 1 (5/31 vs. Harrisonburg)
RUNS: 1 (6/6 vs. Staunton)
DOUBLES: 1 (5/31 vs. Harrisonburg)
HOME RUNS: N/A
WALKS: 1 (6/3 at Waynesboro)



24 ELIJAH COSTON

POS HT WT B/T YR
OF/LHP 6'2" 195 L/L SO

VCU
CHESTER, VA



HITTING / ON BASE STREAK

-- / 3 Games

LAST APPEARANCE / FINAL LINE

6/4 vs. WRB - 1.2 IP, 1 H, 0 R, 3 BB, 1 K

.629 OPS, .000 AVG, 0 HR, 0 RBI, 2 BB

0-0, 0 SV, 2.2 IP, 3.38 ERA, 6 BB, 2 K

- Two-way player for the Rams
- Collected his first collegiate hit vs. Fordham (4/26)
- Earned first collegiate win in his longest appearance of the spring at George Washington (4/4)
- 2.2 scoreless innings vs. Fordham (4/27)

SEASON HIGHS (PITCHING)

INNINGS: 1.2 (6/4 vs. Front Royal)
HITS ALLOWED: 1 (6/4 vs. Front Royal)
ER ALLOWED: 1 (6/1 vs. Woodstock)
BB ALLOWED: 3 (2x)
STRIKEOUTS: 1 (2x)
BATTERS FACED: 10 (6/4 vs. Front Royal)
PITCHES: 37 (6/4 vs. Front Royal)



26 BRADEN WEAVER

POS HT WT B/T YR
OF 5'10" 190 R/R R-FR

LIBERTY
FOREST, VA



HITTING STREAK

--

ON BASE STREAK

--

.231 OPS, .000 AVG, 0 HR, 0 RBI, 3 BB

- Played under Randy Tomlin at Liberty Christian Academy
- Father, Terry, played baseball at both Georgia and Liberty, and then professionally in the San Francisco Giants organization

SEASON HIGHS

AT-BATS: 3 (6/4 vs. Front Royal)
HITS: N/A
RBI: N/A
RUNS: 1 (2x)
DOUBLES: N/A
HOME RUNS: N/A
WALKS: 2 (6/4 vs. Front Royal)



39 WALKER BUCHANAN

POS HT WT B/T YR
OF 6'3" 230 R/R JR

VIRGINIA
JUPITER, FL



HITTING STREAK

1 Game

ON BASE STREAK

1 Game

1.300 OPS, .500 AVG, 0 HR, 0 RBI, 1 BB

IN TRANSFER PORTAL

- Multi-hit games vs. Dartmouth (3/1) and at Cal (3/15)
- Hit his first collegiate homer at Cal (3/16)
- 2 RBI vs. Towson (5/7)

SEASON HIGHS (AT VIRGINIA)

AT-BATS: 4 (2x)
HITS: 2 (2x)
RBI: 2 (2x)
RUNS: 1 (4x)
DOUBLES: 1 (3/15 at Cal)
HOME RUNS: 1 (3/15 at Cal)
WALKS: N/A

2025 CHARLOTTESVILLE TOM SOX GAME NOTES

HITTER NOTES



40 ANDREW MANNELLY

| POS | HT | WT | B/T | YR |
|-----|------|-----|-----|----|
| OF | 6'0" | 200 | L/L | SR |

WOFFORD
SANDY SPRINGS, GA



HITTING STREAK

1 Game

ON BASE STREAK

1 Game

1.434 OPS, .444 AVG, 1 HR, 3 RBI, 1 BB

- Four multi-hit games for Wofford
- 2-2, 3 RBI, BB, 2 SB at Kentucky (3/8)
- 3-4, 2 HR (Second career multi-HR game), 2B, 3 RBI at Troy (3/25)
- 2-5, HR, 2B, 5 RBI vs. Winthrop (4/9)
- 94 career hits and 98 career RBI
- 2024 SoCon Tournament Team

SEASON HIGHS

AT-BATS: 4 (2x)
HITS: 3 (6/7 vs. Waynesboro)
RBI: 3 (6/7 vs. Waynesboro)
RUNS: 2 (6/7 vs. Waynesboro)
DOUBLES: 1 (6/7 vs. Waynesboro)
HOME RUNS: 1 (6/7 vs. Waynesboro)
WALKS: 1 (6/7 vs. Waynesboro)



44 GIAN DE CASTRO

| POS | HT | WT | B/T | YR |
|-----|------|-----|-----|----|
| UTL | 6'4" | 225 | L/R | SO |

ARIZONA STATE
WESTON, FL



HITTING STREAK

--

ON BASE STREAK

--

.143 OPS, .000 AVG, 0 HR, 1 RBI, 2 BB

- No. 7 3B (No. 44 overall) in Florida by Perfect Game for class of 2024

SEASON HIGHS

AT-BATS: 4 (x2)
HITS: N/A
RBI: 1 (6/4 vs. Front Royal)
RUNS: 1 (6/3 at Waynesboro)
DOUBLES: N/A
HOME RUNS: N/A
WALKS: 2 (6/3 at Waynesboro)



49 JACKSON TONE

| POS | HT | WT | B/T | YR |
|-----|------|-----|-----|----|
| C | 6'1" | 200 | R/R | SR |

JAMES MADISON
CHESAPEAKE, VA



HITTING STREAK

--

ON BASE STREAK

--

.383 OPS, .116 AVG, 1 HR, 1 RBI, 2 BB

- Got lone home run and RBI of 2025 season vs. Troy (4/12)
- Spent first two seasons at Old Dominion

SEASON HIGHS (AT JMU)

AT-BATS: 4 (5x)
HITS: 2 (4/17 at Appalachian State)
RBI: 1 (4/12 vs. Troy)
RUNS: 2 (4/15 at George Mason)
DOUBLES: 1 (3/1 vs. Fairfield)
HOME RUNS: 1 (4/12 vs. Troy)
WALKS: 1 (2x)

2025 CHARLOTTESVILLE TOM SOX GAME NOTES

THE LAST TIME...

A SOX BATTER...

8 AB in a gameSeth Lancaster vs Waynesboro (7/19/15)
7 AB in a game Rick Spiers at Covington (6/18/17)
6-hit game..... Never
5-hit game..... Trey McDyre vs Strasburg (6/27/19)
4-hit game.....Robbie Lavey at Culpeper (7/27/24)
5-run gameAidan Teel at Front Royal (7/28/23)
4-run game Martinez, Hincks, Teel at Staunton-1 (7/17/23)
6+ RBI game Kyle Edwards at Front Royal (6/17/23)
5-RBI game Jake Books at Waynesboro (7/5/24)
4-RBI game Colby Wallace vs Culpeper (7/28/24)
3-double game Jacob Ference at Front Royal (7/28/23)
2-double gameNick Parham vs Covington (7/9/24)
Reached base 5+ times..... Parham & Mihos vs Covington (7/28/24)
3+ home run game..... Never
2-home run game.....Cade Belyeu vs Culpeper (6/1/24)
HR in consecutive ABsAidan Teel at Front Royal (7/28/23)
Grand slam Cooper Blauser vs Culpeper (7/20/24)
Back-to-back HR Henry Ford & Jacob Ference at Strasburg (8/1/23)
Back-to-back-to-back HR..... Never
Pinch-hit HR Gavin Miller at Culpeper (6/7/24)
Inside-the-park HR Never
2-HR inning Adam Cecere & Wyatt Langford vs Harrisonburg
(7/7/21, 5th)
3-HR inning Henry Ford, Jacob Ference, Kyle Edwards at
Strasburg (8/1/23, 9th)
2 HR in one inning Cris Perez at Staunton (7/16/15, 4th)
Walk-off home runSam Mummau vs Purcellville (7/29/24, 2-run)
Walk-off Sam Mummau vs Purcellville (7/29/24, 2-run HR)
Hit for the cycle..... Never
Ground-rule double Sam Mummau vs Culpeper (7/28/24)
4 walks in a game Ethan Gibson vs Harrisonburg (6/9/24)
4 strikeouts in a game ... Patrick Niehus vs Harrisonburg (5/31/25)
Stole home Ethan Gibson at Staunton (6/22/24)
4 stolen bases in a game . Brice Martinez at Winchester-1 (7/23/23)
3 stolen bases in a game . Kyle Edwards vs Front Royal (7/25/23)
2 HBP in a game Walker Buchanan vs Waynesboro (6/7/25)
2-hit inning Calvin Alexander at Waynesboro (7/30/22, 1B & HR)
20+game hit streak Thomas Francisco (6/21-7/22/19, 23)
15+game hit streak Thomas Francisco (6/21-7/22/19, 23)

A SOX PITCHER...

Complete game (9 IP)Hayden McCutcheon vs Strasburg (7/7/15)
Complete game (Under 9 IP).....Mark Perkins at Winchester-1 (7/23/23, 5 IP)
Shutout (9 IP)..... Never
Shutout (Under 9 IP).....Mark Perkins at Winchester-1 (7/23/23, 5 IP)
Combined Shutout (9 IP) .. Perkins & Little vs New Market (7/11/23)
Combined Shutout (Under 9 IP)Trobaugh (3.1), Stryker (1.2),
Levari (2.0), Grzesiak (1.0) vs Staunton (6/6/24)
10+ strikeouts in a game.. Jeremy Goins vs Strasburg (8/2/23, 10)

4-strikeout inning Tyler McLoughlin vs Woodstock (8/3/22)
No-hitter Never

THE SOX TEAM...

Scored 20+ runs..... Never
Scored 15+ runs..... 19 vs Culpeper (7/28/24)
Scored 10+ runs..... 10 at Waynesboro (6/3/25)
8+ runs in an inning3rd at Staunton-1 (8 runs) (7/17/23)
7 runs in an inning.....3rd vs Culpeper (7/28/24)
6 runs in an inning..... 8th at Waynesboro (6/3/25)
20+ hits in a game 20 at Purcellville (7/10/19)
15+ hits in a game 15 vs Covington (7/9/24)
8+ hits in an inning..... 9 vs Strasburg - 6th (6/27/17)
7 hits in an inning 2nd vs Waynesboro (7/4/22)
6 hits in an inning 4th at Purcellville-1 (7/14/23)
7+ doubles in a game..... 7 at Harrisonburg (7/2/19)
6 doubles in a gameat Front Royal (7/28/23)
2+ triples in a game 3 at Harrisonburg (7/13/24)
6+ home runs in a game 6 at Strasburg (6/24/15)
5 home runs in a game..... at Strasburg (6/24/15)
4 home runs in a game..... at Strasburg (8/1/23)
15+ walks in a game..... 16 vs Woodstock (6/12/18)
10+ walks in a game..... 14 at Waynesboro (6/3/25)
5+ stolen bases in a game 6 vs Harrisonburg (6/9/24)
Turned 4+ double plays 4 at Staunton (7/7)
Did not walk at Waynesboro (6/21/19)
Did not strike out vs Waynesboro (6/2/24)
Was shut out..... vs Winchester-1 (7/9/23)
Was no-hit.....vs Winchester-2 (6/20/21, 7 inn.)
Won in extras..... vs Purcellville (7/29/24, 10 inn.)
Lost in extras vs Harrisonburg (7/11/24, 10 inn.)
Won by run rule vs Culpeper, 7 innings (7/28/24)
Lost by run rule at Purcellville, 7 innings (7/31/24)
Blew lead in 9th inning vs Woodstock (6/1/25, 2 runs)

A SOX OPPONENT...

4+ hit game..... 4 - Phillip Garcia, Harrisonburg (5/31/25)
4+ run game 5 - Lincoln Pack, Purcellville (7/31/24)
4+ RBI game 4 - Kyle Baxt, Waynesboro (6/3/25)
Hit a grand slam D. Sorg & K. Freeman, Purcellville (7/31/24)
2-HR game Tomas Sanchez, Woodstock (7/22/22)
Walk-off..... Bryce Demory, Culpeper (7/18/24, Single)
No-hitter Kenneth Quijano, Winchester (6/20/21, 7 IP)
Complete gameEvan Smith, Harrisonburg (6/11/22)
10+ strikeout gameFred Villarreal, Waynesboro (7/20/18, 10)
Scored 15+ runs..... 21 runs, Purcellville (7/31/24)
Had 15+ hits 15 hits, Harrisonburg (6/9/24)
Was shut out..... Staunton (6/6/24)
Did not walk Winchester-1 (7/23/23)
Did not strike out Never

2025 CHARLOTTESVILLE TOM SOX GAME NOTES

MULTI-HIT GAMES

| Multiple Hit Games | 2 | 3 | 4 | 5+ | Total |
|--------------------|----|---|---|----|-------|
| Jackson Sirois | 2 | - | - | - | 2 |
| Hudson Lutterman | 2 | - | - | - | 2 |
| Patrick Niehus | 2 | - | - | - | 2 |
| Kaegan Costa | 1 | - | - | - | 1 |
| Andrew Mannelly | - | 1 | - | - | 1 |
| Jesus Cesari | 1 | - | - | - | 1 |
| Kyle Langley | 1 | - | - | - | 1 |
| Tanner Schaedel | 1 | - | - | - | 1 |
| Jett Bristow | 1 | - | - | - | 1 |
| TEAM | 11 | 1 | 0 | 0 | 12 |

MULTI-RBI GAMES

| Multiple RBI Games | 2 | 3 | 4 | 5+ | Total |
|--------------------|---|---|---|----|-------|
| Patrick Niehus | 1 | 1 | - | - | 2 |
| Kyle Langley | 1 | 1 | - | - | 2 |
| Tanner Schaedel | 1 | 1 | - | - | 2 |
| Andrew Mannelly | - | 1 | - | - | 1 |
| Kaegan Costa | 1 | - | - | - | 1 |
| Jackson Sirois | 1 | - | - | - | 1 |
| TEAM | 5 | 4 | 0 | 0 | 9 |

HITTING STREAKS

| Hitting Streaks | Longest | Current |
|------------------|---------|---------|
| Kyle Langley | 5 | 5 |
| Patrick Niehus | 5 | 5 |
| Tanner Schaedel | 5 | 5 |
| Jackson Sirois | 4 | 4 |
| Hudson Lutterman | 4 | 4 |
| Jesus Cesari | 3 | 3 |
| Adonys Velez | 3 | - |
| Jett Bristow | 2 | 1 |
| Kaegan Costa | 2 | - |
| Elijah Coston | 1 | 1 |
| JD Wolff | 1 | 1 |
| Walker Buchanan | 1 | 1 |
| James Nunnallee | 1 | 1 |
| Andrew Mannelly | 1 | 1 |

REACHED BASE STREAKS

| Reached Base Streaks | Longest | Current |
|----------------------|---------|---------|
| Kyle Langley | 5 | 5 |
| Patrick Niehus | 5 | 5 |
| Hudson Lutterman | 5 | 5 |
| Jackson Sirois | 5 | 5 |
| Tanner Schaedel | 5 | 5 |
| Jett Bristow | 4 | 4 |
| Jesus Cesari | 4 | 4 |
| Elijah Coston | 3 | 3 |
| Adonys Velez | 3 | - |
| JD Wolff | 3 | 3 |
| Kaegan Costa | 3 | 3 |
| Braden Weaver | 1 | 1 |
| Gian De Castro | 1 | - |
| Walker Buchanan | 1 | 1 |
| Andrew Mannelly | 1 | 1 |
| James Nunnallee | 1 | 1 |

COME-FROM-BEHIND WINS

| DATE | OPPONENT | TRAILED (INN) | FINAL |
|------|---------------|---------------|-------|
| 6/3 | at Waynesboro | 5 (8th) | 10-9 |
| 6/6 | Staunton | 1 (3rd) | 8-2 |

BIG INNINGS (5+ RUNS or 10+ BATTERS)

| DATE | OPPONENT | INN | RUNS | BATTERS |
|------|---------------|-----|------|---------|
| 6/1 | Woodstock | 7th | 5 | 12 |
| 6/3 | at Waynesboro | 8th | 6 | 12 |
| 6/7 | Waynesboro | 4th | 5 | 10 |

GW RUN IN 9TH OR LATER

| DATE | OPPONENT | FINAL (INN) | PLAY |
|------|----------|-------------|------|
|------|----------|-------------|------|

*walk-off

2025 CHARLOTTESVILLE TOM SOX GAME NOTES

SERIES HISTORY

| | |
|--------------------|------|
| OVERALL | 10-5 |
| IN CHARLOTTESVILLE | 5-3 |
| IN CULPEPER | 5-2 |
| POSTSEASON | 2-1 |
| CURRENT STREAK | W2 |

| | |
|---------------------------------|---------------------|
| MOST RUNS, CULPEPER | 15 |
| BIGGEST MARGIN, CULPEPER | 4 |
| LAST SHUTOUT, CULPEPER | - |
| LONGEST STREAK, CULPEPER | 4 (7/18/24-7/26/24) |
| MOST RUNS, CHARLOTTESVILLE | 19 |
| BIGGEST MARGIN, CHARLOTTESVILLE | 17 |
| LAST SHUTOUT, CHARLOTTESVILLE | - |
| LONGEST STREAK, CHARLOTTESVILLE | 5 (6/1/24-7/6/24) |

ALL-TIME SERIES

| YEAR | DATE | RESULT | SCORE | SITE |
|------|------|--------|-------|-----------------|
| 2023 | 6/4 | W | 11-1 | Culpeper |
| 2023 | 6/18 | W | 8-6 | Culpeper |
| 2023 | 7/2 | W | 11-4 | Charlottesville |
| 2023 | 7/12 | L | 7-8 | Charlottesville |
| 2024 | 6/1 | W | 10-3 | Charlottesville |
| 2024 | 6/7 | W | 10-2 | Culpeper |
| 2024 | 6/14 | W | 5-4 | Charlottesville |
| 2024 | 6/19 | W | 4-3 | Culpeper |
| 2024 | 7/6 | W | 8-5 | Charlottesville |
| 2024 | 7/18 | L | 5-6 | Culpeper |
| 2024 | 7/20 | L | 11-15 | Charlottesville |
| 2024 | 7/22 | L | 1-2 | Culpeper |
| 2024 | 7/26 | L | 1-4* | Charlottesville |
| 2024 | 7/27 | W | 8-1* | Culpeper |
| 2024 | 7/28 | W | 19-2* | Charlottesville |

* postseason game

STARTER LOG

| GAME | DEC | IP | H | R | ER | BB | K |
|-------------|-----|-----|---|---|----|----|---|
| 5/31 vs. HT | - | 2.0 | 5 | 3 | 3 | 1 | 5 |
| 6/1 vs. WRB | - | 5.0 | 4 | 3 | 3 | 1 | 1 |
| 6/3 @ WG | - | 2.0 | 2 | 2 | 2 | 0 | 2 |
| 6/4 vs. FRC | - | 2.2 | 2 | 1 | 1 | 1 | 4 |
| 6/5 at CL | - | - | - | - | - | - | - |
| 6/6 vs. SB | - | 3.0 | 2 | 1 | 1 | 4 | 5 |
| 6/7 vs. WG | - | 1.1 | 2 | 3 | 3 | 2 | 2 |

BULLPEN LOG

| GAME | DEC | IP | H | R | ER | BB | K |
|-------------|-----|-----|----|---|----|----|----|
| 5/31 vs. HT | L | 7.0 | 7 | 6 | 5 | 8 | 7 |
| 6/1 vs. WRB | L | 4.0 | 5 | 5 | 3 | 8 | 5 |
| 6/3 @ WG | W | 7.0 | 7 | 7 | 7 | 7 | 5 |
| 6/4 vs. FRC | L | 6.1 | 4 | 9 | 8 | 13 | 12 |
| 6/5 at CL | - | - | - | - | - | - | - |
| 6/6 vs. SB | W | 6.0 | 3 | 1 | 1 | 2 | 4 |
| 6/7 vs. WG | L | 7.2 | 12 | 8 | 4 | 5 | 8 |

2025 CHARLOTTESVILLE TOM SOX GAME NOTES

HOME RUNS

| NO. | PLAYER (#) | GAME | DATE | OPPONENT | PITCHER | ON BASE | INN | OUTS | COUNT | SCORE | FINAL |
|-----|----------------------|------|------|------------|-------------------|---------|-----|------|-------|-------|---------|
| 1 | Hudson Lutterman (1) | 2 | 6/1 | Woodstock | Jordan Hodges | 0 | 4 | 1 | 0-0 | 1-3 | L, 7-8 |
| 2 | Kyle Langley (1) | 2 | 6/1 | Woodstock | William Campo | 0 | 8 | 0 | 0-0 | 7-5 | L, 7-8 |
| 3 | Andrew Mannelly (1) | 7 | 6/7 | Waynesboro | Harrison Lombardi | 0 | 7 | 0 | 1-0 | 8-9 | L, 9-11 |

* leadoff HR

^ walk-off HR

HR BREAKDOWN

| | | | |
|-----------------------|---|---------------------------|---|
| Total HR: | 3 | With 0 Outs: | 2 |
| at CHO Airport Field: | 3 | With 1 Out: | 1 |
| On the Road: | 0 | With 2 Outs: | 0 |
| vs RHP: | 2 | Solo: | 3 |
| vs LHP: | 1 | 2-Run: | 0 |
| | | 3-Run: | 0 |
| 1st Inning: | 0 | Grand Slam: | 0 |
| 2nd Inning: | 0 | | |
| 3rd Inning: | 0 | Count Even: | 2 |
| 4th Inning: | 1 | Hitter's Count: | 1 |
| 5th Inning: | 0 | (1-0, 2-0, 3-0, 3-1, 2-1) | |
| 6th Inning: | 0 | Pitcher's Count: | 0 |
| 7th Inning: | 1 | (0-1, 0-2, 1-2) | |
| 8th Inning: | 1 | Full Count: | 0 |
| 9th Inning: | 0 | | |
| In Extra Innings: | 0 | Pinch-Hit: | 0 |
| | | Back-to-Back: | 0 |



RANDY TOMLIN
TOM SOX HEAD COACH
2nd SEASON

RECORD: 32-20

**CURRENT HEAD COACH AT
LIBERTY CHRISTIAN ACADEMY**

**FORMER COACH FOR NATIONALS
(MiLB) & LIBERTY UNIVERSITY**

**PITCHED FOR PITTSBURGH
PIRATES, 1990-94**

2025 CHARLOTTESVILLE TOM SOX GAME NOTES

| GAME HIGHS (TEAM) | | GAME HIGHS (INDIVIDUAL) | | SUMMARY |
|------------------------------|------------------------------|----------------------------------|------------------------------------|------------------------------------|
| BATTING | | BATTING | | |
| At Bats: | 36 - at Waynesboro (6/3) | At Bats: | 5 - 11 times | OVERALL.....2-5 |
| Runs: | 10 - at Waynesboro (6/3) | Runs: | 2 - Sux times | HOME GAMES.....1-4 |
| Hits: | 12 - vs. Woodstock (6/1) | Hits: | 3 - Mannelly vs. WG (6/7) | AWAY GAMES.....1-1 |
| RBI: | 9 - at Waynesboro (6/3) | RBI: | 3 - Four times | IN MAY.....0-1 |
| Doubles: | 5 - vs. Staunton (6/6) | Doubles: | 1 - 11 times | IN JUNE.....2-4 |
| Triples: | 1 - vs. Staunton (6/6) | Triples: | 1 - Langley vs. SB (6/6) | IN JULY.....0-0 |
| Home Runs: | 2 - vs. Woodstock (6/1) | 1 - Lutterman vs. WRB (6/1) | | ON MONDAY.....0-0 |
| Total Bases: | 19 - vs. Woodstock (6/1) | Home Runs: | 1 - Langley vs. WRB (6/1) | ON TUESDAY.....1-0 |
| Walks: | 14 - at Waynesboro (6/3) | 1 - Mannelly vs. WG (6/7) | | ON WEDNESDAY.....0-1 |
| Strikeouts: | 13 - vs. Harrisonburg (5/31) | Total Bases: | 7 - Mannelly vs. WG (6/7) | ON THURSDAY.....0-1 |
| Sac Hits: | 1 - vs. Front Royal (6/4) | Walks: | 2 - 13 times | ON FRIDAY.....1-0 |
| 1 - vs. Waynesboro (6/7) | | Strikeouts: | 4 - Niehus vs. HT (5/31) | ON SATURDAY.....0-2 |
| Sac Flies: | 1 - vs. Front Royal (6/4) | Sac Hits: | 1 - Wolff vs. FRC (6/4) | ON SUNDAY.....0-1 |
| 1 - vs. Waynesboro (6/7) | | 1 - Langley vs. WG (6/7) | | IN DAY GAMES (BEFORE 6 PM).....0-3 |
| Stolen Bases: | 2 - vs. Staunton (6/6) | Sac Flies: | 1 - De Castro vs. FRC (6/4) | IN NIGHT GAMES.....2-1 |
| 3 - vs. Staunton (6/6) | | 1 - Costa vs. WG (6/7) | | IN GAME 1 OF DH.....0-0 |
| Hit by Pitch: | 3 - vs. Waynesboro (6/7) | Stolen Bases: | 2 - Cesari vs. SB (6/6) | IN GAME 2 OF DH.....0-0 |
| 2 - vs. Woodstock (6/1) | | Hit by Pitch: | 2 - Buchanan vs. WG (6/7) | AGAINST LEFTY STARTERS.....0-2 |
| 2 - at Waynesboro (6/3) | | Caught Stealing: | 1 - Five times | AGAINST RIGHTY STARTERS.....2-2 |
| Runners LOB: | 15 - vs. Front Royal (6/4) | Runners LOB: | 6 - Schaedel vs. WG (6/7) | IN 1-RUN GAMES.....1-1 |
| 2 - vs. Woodstock (6/1) | | | | IN 2-RUN GAMES.....0-1 |
| 2 - vs. Waynesboro (6/7) | | | | IN 5+RUN GAMES.....1-2 |
| FIELDING | | FIELDING | | |
| Putouts: | 27 - Six times | Putouts: | 13 - Costa vs. FRC (6/4) | WHEN SCORING FIRST.....1-1 |
| Assists: | 13 - at Waynesboro (6/3) | Assists: | 6 - De Castro at WG (6/3) | WHEN SCORING IN 1st INNING.....0-0 |
| Errors: | 3 - vs. Woodstock (6/1) | Errors: | 1 - 11 times | WHEN OPPONENT SCORES FIRST.....1-3 |
| 3 - vs. Waynesboro (6/7) | | Passed Balls: | 2 - Costa at WG (6/3) | WHEN LEADING AFTER 6.....1-1 |
| Passed Balls: | 3 - at Waynesboro (6/3) | 2 - Cesari vs. SB (6/6) | | WHEN TRAILING AFTER 6.....0-3 |
| DPs Turned: | 2 - vs. Staunton (6/6) | | | WHEN TIED AFTER 6.....1-0 |
| PITCHING | | PITCHING | | |
| Innings Pitched: | 9 - Six times | Innings Pitched: | 5.0 - DeRossi-Cytron vs. WRB (6/1) | WHEN LEADING AFTER 7.....1-2 |
| Runs Allowed: | 11 - vs. Waynesboro (6/7) | Runs Allowed: | 4 - Four times | WHEN TRAILING AFTER 7.....1-1 |
| Earned Runs: | 9 - at Waynesboro (6/3) | 4 - Link at WG (6/3) | | WHEN TIED AFTER 7.....0-1 |
| 9 - vs. Front Royal (6/4) | | Earned Runs: | 4 - Stockham vs. FRC (6/4) | WHEN LEADING AFTER 8.....2-1 |
| Walks Allowed: | 14 - vs. Front Royal (6/4) | Walks Allowed: | 4 - Three times | WHEN TRAILING AFTER 8.....0-3 |
| 12 - vs. Harrisonburg (5/31) | | 5 - Link vs. HT (5/31) | | WHEN TIED AFTER 8.....0-0 |
| Strikeouts: | 12 - vs. Front Royal (6/4) | Strikeouts: | 5 - Bingler vs. FRC (6/4) | IN EXTRA INNINGS.....0-0 |
| 5 - Link vs. SB (6/6) | | 5 - Link vs. SB (6/6) | | IN RUN-RULE GAMES.....0-0 |
| Hits Allowed: | 14 - vs. Waynesboro (6/7) | Hits Allowed: | 5 - Link vs. HT (5/31) | IN SHUTOUTS.....0-0 |
| 3 - vs. Woodstock (6/1) | | 2 - DeRossi-Cytron vs. WRB (6/1) | | WHEN SCORING 6+ RUNS.....2-2 |
| 3 - at Waynesboro (6/3) | | Doubles Allowed: | 2 - Booton at WG (6/3) | WHEN ALLOWING UNDER 6 RUNS.....0-0 |
| Triples Allowed: | N/A | Triples Allowed: | N/A | WHEN HITTING A HOME RUN.....0-2 |
| Homers Allowed: | 1 - vs. Harrisonburg (5/31) | 1 - Stockham vs. HT (5/31) | | WHEN OPPONENT HITS A HR.....0-2 |
| 1 - vs. Woodstock (6/1) | | Homers Allowed: | 1 - DeRossi-Cytron vs. WRB (6/1) | WHEN OUT-HITTING OPPONENT.....1-2 |
| Wild Pitches: | 1 - Three times | Wild Pitches: | 1 - Three times | WHEN OUT-HIT BY OPPONENT.....0-2 |
| Hit Batters: | 3 - vs. Woodstock (6/1) | 2 - DeRossi-Cytron vs. WRB (6/1) | | WHEN HITS ARE TIED.....1-0 |
| 3 - vs. Front Royal (6/4) | | Hit Batters: | 2 - Coston vs. FRC (6/4) | WHEN WEARING GREEN JERSEYS.....2-1 |
| | | | | WHEN WEARING BLUE JERSEYS.....0-3 |

2025 CHARLOTTESVILLE TOM SOX GAME NOTES

OPPONENT SPLITS - BATTING



| | AVG | GP-GS | AB | R | H | 2B | 3B | HR | RBI | TB | SLG | BB | HBP | SO | GDP | OBP | SF | SH | SB-ATT | PO | A | E | FLD |
|-----------|-----|-------|----|---|---|----|----|----|-----|----|-----|----|-----|----|-----|-----|----|----|--------|----|---|---|-----|
| Totals | - | - | - | - | - | - | - | - | - | - | - | - | - | - | - | - | - | - | - | - | - | - | - |
| Opponents | - | - | - | - | - | - | - | - | - | - | - | - | - | - | - | - | - | - | - | - | - | - | - |



| | AVG | GP-GS | AB | R | H | 2B | 3B | HR | RBI | TB | SLG | BB | HBP | SO | GDP | OBP | SF | SH | SB-ATT | PO | A | E | FLD |
|-----------|-----|-------|----|---|---|----|----|----|-----|----|-----|----|-----|----|-----|-----|----|----|--------|----|---|---|-----|
| Totals | | | | | | | | | | | | | | | | | | | | | | | |
| Opponents | | | | | | | | | | | | | | | | | | | | | | | |



| | AVG | GP-GS | AB | R | H | 2B | 3B | HR | RBI | TB | SLG | BB | HBP | SO | GDP | OBP | SF | SH | SB-ATT | PO | A | E | FLD |
|-----------|------|-------|----|----|----|----|----|----|-----|----|------|----|-----|----|-----|------|----|----|--------|----|---|---|------|
| Totals | .286 | 1-1 | 35 | 4 | 10 | 0 | 0 | 0 | 4 | 10 | .286 | 7 | 2 | 5 | 0 | .422 | 1 | 1 | 1-1 | 27 | 9 | 2 | .947 |
| Opponents | .194 | 1-1 | 31 | 10 | 6 | 1 | 0 | 0 | 7 | 7 | .226 | 14 | 3 | 12 | 1 | .469 | 1 | 0 | 0-1 | 27 | 5 | 1 | .970 |



| | AVG | GP-GS | AB | R | H | 2B | 3B | HR | RBI | TB | SLG | BB | HBP | SO | GDP | OBP | SF | SH | SB-ATT | PO | A | E | FLD |
|-----------|------|-------|----|---|----|----|----|----|-----|----|------|----|-----|----|-----|------|----|----|--------|----|----|---|-------|
| Totals | .069 | 1-1 | 29 | 1 | 2 | 1 | 0 | 0 | 1 | 3 | .103 | 4 | 0 | 13 | 0 | .182 | 0 | 0 | 1-1 | 27 | 5 | 2 | .941 |
| Opponents | .308 | 1-1 | 39 | 9 | 12 | 0 | 0 | 1 | 7 | 15 | .385 | 9 | 2 | 12 | 0 | .460 | 0 | 0 | 3-5 | 27 | 10 | 0 | 1.000 |



| | AVG | GP-GS | AB | R | H | 2B | 3B | HR | RBI | TB | SLG | BB | HBP | SO | GDP | OBP | SF | SH | SB-ATT | PO | A | E | FLD |
|-----------|-----|-------|----|---|---|----|----|----|-----|----|-----|----|-----|----|-----|-----|----|----|--------|----|---|---|-----|
| Totals | | | | | | | | | | | | | | | | | | | | | | | |
| Opponents | | | | | | | | | | | | | | | | | | | | | | | |



| | AVG | GP-GS | AB | R | H | 2B | 3B | HR | RBI | TB | SLG | BB | HBP | SO | GDP | OBP | SF | SH | SB-ATT | PO | A | E | FLD |
|-----------|-----|-------|----|---|---|----|----|----|-----|----|-----|----|-----|----|-----|-----|----|----|--------|----|---|---|-----|
| Totals | | | | | | | | | | | | | | | | | | | | | | | |
| Opponents | | | | | | | | | | | | | | | | | | | | | | | |



| | AVG | GP-GS | AB | R | H | 2B | 3B | HR | RBI | TB | SLG | BB | HBP | SO | GDP | OBP | SF | SH | SB-ATT | PO | A | E | FLD |
|-----------|------|-------|----|---|---|----|----|----|-----|----|------|----|-----|----|-----|------|----|----|--------|----|---|---|-------|
| Totals | .273 | 1-1 | 33 | 8 | 9 | 5 | 1 | 0 | 7 | 16 | .485 | 3 | 3 | 6 | 0 | .385 | 0 | 0 | 2-3 | 27 | 7 | 0 | 1.000 |
| Opponents | .172 | 1-1 | 29 | 2 | 5 | 0 | 0 | 0 | 2 | 5 | .172 | 6 | 2 | 9 | 2 | .351 | 0 | 0 | 3-4 | 24 | 8 | 1 | .970 |



| | AVG | GP-GS | AB | R | H | 2B | 3B | HR | RBI | TB | SLG | BB | HBP | SO | GDP | OBP | SF | SH | SB-ATT | PO | A | E | FLD |
|-----------|-----|-------|----|---|---|----|----|----|-----|----|-----|----|-----|----|-----|-----|----|----|--------|----|---|---|-----|
| Totals | | | | | | | | | | | | | | | | | | | | | | | |
| Opponents | | | | | | | | | | | | | | | | | | | | | | | |



| | AVG | GP-GS | AB | R | H | 2B | 3B | HR | RBI | TB | SLG | BB | HBP | SO | GDP | OBP | SF | SH | SB-ATT | PO | A | E | FLD |
|-----------|------|-------|----|----|----|----|----|----|-----|----|------|----|-----|----|-----|------|----|----|--------|----|----|---|------|
| Totals | .286 | 2-2 | 70 | 19 | 20 | 4 | 0 | 1 | 17 | 27 | .386 | 25 | 3 | 14 | 1 | .485 | 1 | 1 | 0-2 | 54 | 23 | 4 | .951 |
| Opponents | .303 | 2-2 | 76 | 20 | 23 | 4 | 0 | 0 | 17 | 27 | .354 | 14 | 3 | 17 | 0 | .421 | 2 | 0 | 8-9 | 54 | 15 | 3 | .958 |



| | AVG | GP-GS | AB | R | H | 2B | 3B | HR | RBI | TB | SLG | BB | HBP | SO | GDP | OBP | SF | SH | SB-ATT | PO | A | E | FLD |
|-----------|-----|-------|----|---|---|----|----|----|-----|----|-----|----|-----|----|-----|-----|----|----|--------|----|---|---|-----|
| Totals | | | | | | | | | | | | | | | | | | | | | | | |
| Opponents | | | | | | | | | | | | | | | | | | | | | | | |



| | AVG | GP-GS | AB | R | H | 2B | 3B | HR | RBI | TB | SLG | BB | HBP | SO | GDP | OBP | SF | SH | SB-ATT | PO | A | E | FLD |
|-----------|------|-------|----|---|----|----|----|----|-----|----|------|----|-----|----|-----|------|----|----|--------|----|----|---|------|
| Totals | .343 | 1-1 | 35 | 7 | 12 | 1 | 0 | 2 | 6 | 19 | .543 | 7 | 2 | 5 | 1 | .477 | 0 | 0 | 1-3 | 27 | 7 | 3 | .919 |
| Opponents | .200 | 1-1 | 35 | 8 | 7 | 3 | 0 | 1 | 7 | 13 | .371 | 9 | 3 | 6 | 0 | .404 | 0 | 0 | 1-1 | 27 | 11 | 1 | .974 |

2025 CHARLOTTESVILLE TOM SOX GAME NOTES

OPPONENT SPLITS - PITCHING



| | ERA | W-L | APP | GS | CG | SHO | SV | IP | H | R | ER | BB | SO | 2B | 3B | HR | B/AVG | WP | HB | BK | SFA | SHA |
|-----------|-----|-----|-----|----|----|-----|----|----|---|---|----|----|----|----|----|----|-------|----|----|----|-----|-----|
| Totals | - | 0-1 | - | - | - | - | - | - | - | - | - | - | - | - | - | - | - | - | - | - | - | - |
| Opponents | - | 1-0 | - | - | - | - | - | - | - | - | - | - | - | - | - | - | - | - | - | - | - | - |



| | ERA | W-L | APP | GS | CG | SHO | SV | IP | H | R | ER | BB | SO | 2B | 3B | HR | B/AVG | WP | HB | BK | SFA | SHA |
|-----------|-----|-----|-----|----|----|-----|----|----|---|---|----|----|----|----|----|----|-------|----|----|----|-----|-----|
| Totals | | | | | | | | | | | | | | | | | | | | | | |
| Opponents | | | | | | | | | | | | | | | | | | | | | | |



| | ERA | W-L | APP | GS | CG | SHO | SV | IP | H | R | ER | BB | SO | 2B | 3B | HR | B/AVG | WP | HB | BK | SFA | SHA |
|-----------|------|-----|-----|----|----|-----|----|-----|----|----|----|----|----|----|----|----|-------|----|----|----|-----|-----|
| Totals | 9.00 | 0-1 | 1 | 1 | 0 | 0 | 0 | 9.0 | 6 | 10 | 9 | 14 | 12 | 1 | 0 | 0 | .194 | 1 | 3 | 0 | 1 | 0 |
| Opponents | 3.00 | 1-0 | 1 | 1 | 0 | 0 | 0 | 9.0 | 10 | 4 | 3 | 7 | 5 | 0 | 0 | 0 | .286 | 3 | 2 | 0 | 1 | 1 |



| | ERA | W-L | APP | GS | CG | SHO | SV | IP | H | R | ER | BB | SO | 2B | 3B | HR | B/AVG | WP | HB | BK | SFA | SHA |
|-----------|------|-----|-----|----|----|-----|----|-----|----|---|----|----|----|----|----|----|-------|----|----|----|-----|-----|
| Totals | 8.00 | 0-1 | 1 | 1 | 0 | 0 | 0 | 9.0 | 12 | 9 | 8 | 9 | 12 | 0 | 0 | 1 | .308 | 1 | 2 | 0 | 0 | 0 |
| Opponents | 1.00 | 1-0 | 1 | 1 | 0 | 0 | 1 | 9.0 | 2 | 1 | 1 | 4 | 13 | 1 | 0 | 0 | .069 | 0 | 0 | 0 | 0 | 0 |



| | ERA | W-L | APP | GS | CG | SHO | SV | IP | H | R | ER | BB | SO | 2B | 3B | HR | B/AVG | WP | HB | BK | SFA | SHA |
|-----------|-----|-----|-----|----|----|-----|----|----|---|---|----|----|----|----|----|----|-------|----|----|----|-----|-----|
| Totals | | | | | | | | | | | | | | | | | | | | | | |
| Opponents | | | | | | | | | | | | | | | | | | | | | | |



| | ERA | W-L | APP | GS | CG | SHO | SV | IP | H | R | ER | BB | SO | 2B | 3B | HR | B/AVG | WP | HB | BK | SFA | SHA |
|-----------|-----|-----|-----|----|----|-----|----|----|---|---|----|----|----|----|----|----|-------|----|----|----|-----|-----|
| Totals | | | | | | | | | | | | | | | | | | | | | | |
| Opponents | | | | | | | | | | | | | | | | | | | | | | |



| | ERA | W-L | APP | GS | CG | SHO | SV | IP | H | R | ER | BB | SO | 2B | 3B | HR | B/AVG | WP | HB | BK | SFA | SHA |
|-----------|------|-----|-----|----|----|-----|----|-----|---|---|----|----|----|----|----|----|-------|----|----|----|-----|-----|
| Totals | 2.00 | 1-0 | 1 | 1 | 0 | 0 | 0 | 9.0 | 5 | 2 | 2 | 6 | 9 | 0 | 0 | 0 | .172 | 0 | 2 | 0 | 0 | 0 |
| Opponents | 8.00 | 0-1 | 1 | 1 | 0 | 0 | 0 | 8.0 | 9 | 8 | 8 | 3 | 6 | 5 | 1 | 0 | .273 | 1 | 3 | 0 | 0 | 0 |



| | ERA | W-L | APP | GS | CG | SHO | SV | IP | H | R | ER | BB | SO | 2B | 3B | HR | B/AVG | WP | HB | BK | SFA | SHA |
|-----------|-----|-----|-----|----|----|-----|----|----|---|---|----|----|----|----|----|----|-------|----|----|----|-----|-----|
| Totals | | | | | | | | | | | | | | | | | | | | | | |
| Opponents | | | | | | | | | | | | | | | | | | | | | | |



| | ERA | W-L | APP | GS | CG | SHO | SV | IP | H | R | ER | BB | SO | 2B | 3B | HR | B/AVG | WP | HB | BK | SFA | SHA |
|-----------|------|-----|-----|----|----|-----|----|------|----|----|----|----|----|----|----|----|-------|----|----|----|-----|-----|
| Totals | 8.00 | 1-1 | 2 | 2 | 0 | 0 | 1 | 18.0 | 23 | 20 | 16 | 14 | 17 | 4 | 0 | 0 | .303 | 1 | 3 | 0 | 2 | 0 |
| Opponents | 8.00 | 1-1 | 2 | 2 | 0 | 0 | 0 | 18.0 | 20 | 19 | 16 | 25 | 14 | 4 | 0 | 1 | .286 | 2 | 3 | 1 | 1 | 1 |



| | ERA | W-L | APP | GS | CG | SHO | SV | IP | H | R | ER | BB | SO | 2B | 3B | HR | B/AVG | WP | HB | BK | SFA | SHA |
|-----------|-----|-----|-----|----|----|-----|----|----|---|---|----|----|----|----|----|----|-------|----|----|----|-----|-----|
| Totals | | | | | | | | | | | | | | | | | | | | | | |
| Opponents | | | | | | | | | | | | | | | | | | | | | | |



| | ERA | W-L | APP | GS | CG | SHO | SV | IP | H | R | ER | BB | SO | 2B | 3B | HR | B/AVG | WP | HB | BK | SFA | SHA |
|-----------|------|-----|-----|----|----|-----|----|-----|----|---|----|----|----|----|----|----|-------|----|----|----|-----|-----|
| Totals | 6.00 | 0-1 | 1 | 1 | 0 | 0 | 0 | 9.0 | 7 | 8 | 6 | 9 | 6 | 3 | 0 | 1 | .200 | 0 | 3 | 0 | 0 | 0 |
| Opponents | 7.00 | 1-0 | 1 | 1 | 0 | 0 | 1 | 9.0 | 12 | 7 | 7 | 7 | 5 | 1 | 0 | 2 | .343 | 0 | 2 | 0 | 0 | 0 |

STARTING LINEUPS - BATTING ORDER

This image shows a single sheet of white paper with horizontal ruling lines. The lines are evenly spaced and run across the width of the page. There are no margins or other markings on the paper.

2025 CHARLOTTESVILLE TOM SOX GAME NOTES

STARTING LINEUPS - POSITION

| DATE | OPP | C | 1B | 2B | 3B | SS | LF | CF | RF | DH | P |
|------|--------------|--------|----------|-----------|-----------|--------|-----------|---------|-----------|----------|----------------|
| 5/31 | Harrisonburg | Cesari | Schaedel | Lutterman | Niehus | Velez | Coston | Langley | Bristow | Sirois | Link |
| 6/1 | Woodstock | Cesari | Schaedel | Velez | Lutterman | Sirois | Weaver | Langley | Bristow | Niehus | DeRossi-Cytron |
| 6/3 | @ Waynesboro | Costa | Niehus | Sirois | De Castro | Velez | Lutterman | Langley | Schaedel | Coston | Lawson |
| 6/4 | Front Royal | Costa | Niehus | Sirois | De Castro | Velez | Wolff | Langley | Weaver | Mannelly | Gibson |
| 6/5 | @ Covington | - | - | - | - | - | - | - | - | - | - |
| 6/6 | Staunton | Cesari | Niehus | Lutterman | De Castro | Sirois | Coston | Langley | Bristow | Schaedel | Link |
| 6/7 | Waynesboro | Costa | Schaedel | Lutterman | Niehus | Velez | Mannelly | Weaver | Nunnallee | Buchanan | Lawson |

This image shows a full page of a document template. It features a series of horizontal grey lines spaced evenly down the page, providing a guide for writing. The lines are thin and light grey, set against a plain white background. There are no margins, text, or other markings present on the page.

2025 CHARLOTTESVILLE TOM SOX GAME NOTES



2025 Charlottesville Tom Sox Baseball Overall Statistics for Charlottesville (as of Jun 08, 2025) (All games Sorted by Batting avg)



Record: 2-5 Home: 1-4 Away: 1-1 Division: 2-3

| Player | avg | gp-gs | ab | r | h | 2b | 3b | hr | rbi | tb | slg% | bb | hp | so | gdp | ob% | sf | sh | sb-att | po | a | e | fld% |
|------------------|------|-------|-----|----|----|----|----|----|-----|----|------|----|----|----|-----|------|----|----|--------|-----|----|----|-------|
| Patrick Niehus | .304 | 6-6 | 23 | 4 | 7 | 2 | 0 | 0 | 6 | 9 | .391 | 7 | 0 | 9 | 0 | .467 | 0 | 0 | 1-1 | 21 | 4 | 0 | 1.000 |
| Hudson Lutterman | .300 | 5-5 | 20 | 4 | 6 | 2 | 0 | 1 | 3 | 11 | .550 | 3 | 1 | 1 | 2 | .417 | 0 | 0 | 0-0 | 8 | 4 | 2 | .857 |
| Tanner Schaedel | .300 | 5-5 | 20 | 3 | 6 | 2 | 0 | 0 | 5 | 8 | .400 | 4 | 0 | 5 | 0 | .417 | 0 | 0 | 0-0 | 16 | 0 | 1 | .941 |
| Kyle Langley | .286 | 6-5 | 21 | 4 | 6 | 1 | 1 | 1 | 6 | 12 | .571 | 4 | 1 | 2 | 0 | .423 | 0 | 1 | 1-1 | 16 | 0 | 0 | 1.000 |
| Jackson Sirois | .261 | 6-5 | 23 | 2 | 6 | 1 | 0 | 0 | 3 | 7 | .304 | 3 | 1 | 3 | 0 | .370 | 0 | 0 | 0-2 | 8 | 14 | 2 | .917 |
| Adonys Velez | .150 | 6-5 | 20 | 4 | 3 | 0 | 0 | 0 | 1 | 3 | .150 | 2 | 1 | 5 | 0 | .261 | 0 | 0 | 1-1 | 3 | 8 | 2 | .846 |
| ----- | | | | | | | | | | | | | | | | | | | | | | | |
| Kaegan Costa | .600 | 5-3 | 5 | 1 | 3 | 0 | 0 | 0 | 4 | 3 | .600 | 4 | 0 | 1 | 0 | .700 | 1 | 0 | 0-1 | 32 | 3 | 0 | 1.000 |
| Walker Buchanan | .500 | 1-1 | 2 | 1 | 1 | 0 | 0 | 0 | 0 | 1 | .500 | 1 | 2 | 1 | 0 | .800 | 0 | 0 | 0-0 | 0 | 0 | 0 | .000 |
| Andrew Mannelly | .444 | 3-2 | 9 | 3 | 4 | 1 | 0 | 1 | 3 | 8 | .889 | 1 | 1 | 3 | 0 | .545 | 0 | 0 | 0-0 | 1 | 0 | 0 | 1.000 |
| Jesus Cesari | .400 | 5-3 | 10 | 4 | 4 | 1 | 0 | 0 | 1 | 5 | .500 | 5 | 1 | 0 | 0 | .625 | 0 | 0 | 2-3 | 26 | 3 | 0 | 1.000 |
| Jett Bristow | .308 | 4-3 | 13 | 1 | 4 | 1 | 0 | 0 | 1 | 5 | .385 | 1 | 1 | 1 | 0 | .400 | 0 | 0 | 0-0 | 10 | 0 | 1 | .909 |
| Elijah Coston | .200 | 3-3 | 5 | 2 | 1 | 0 | 0 | 0 | 0 | 1 | .200 | 2 | 0 | 2 | 0 | .429 | 0 | 0 | 0-0 | 3 | 0 | 0 | 1.000 |
| James Nunnallee | .200 | 1-1 | 5 | 1 | 1 | 0 | 0 | 0 | 1 | 1 | .200 | 1 | 0 | 0 | 0 | .333 | 0 | 0 | 0-0 | 2 | 0 | 0 | 1.000 |
| JD Wolff | .200 | 4-1 | 5 | 2 | 1 | 0 | 0 | 0 | 0 | 1 | .200 | 3 | 1 | 1 | 0 | .556 | 0 | 1 | 0-0 | 1 | 0 | 1 | .500 |
| Gian De Castro | .000 | 3-3 | 11 | 1 | 0 | 0 | 0 | 0 | 1 | 0 | .000 | 2 | 0 | 4 | 0 | .143 | 1 | 0 | 0-1 | 4 | 8 | 0 | 1.000 |
| Braden Weaver | .000 | 6-3 | 10 | 2 | 0 | 0 | 0 | 0 | 0 | 0 | .000 | 3 | 0 | 5 | 0 | .231 | 0 | 0 | 0-0 | 10 | 2 | 0 | 1.000 |
| Totals | .262 | 6 | 202 | 39 | 53 | 11 | 1 | 3 | 35 | 75 | .371 | 46 | 10 | 43 | 2 | .419 | 2 | 2 | 5-10 | 162 | 51 | 11 | .951 |
| Opponents | .252 | 6 | 210 | 49 | 53 | 8 | 0 | 2 | 40 | 67 | .319 | 52 | 13 | 56 | 3 | .424 | 3 | 0 | 15-20 | 159 | 49 | 6 | .972 |

LOB - Team (64), Opp (67). DPs turned - Team (4), Opp (4).

(All games Sorted by Earned run avg)

| Player | era | w-l | app | gs | cg | sho | sv | ip | h | r | er | bb | so | 2b | 3b | hr | b/avg | wp | hp | bks | sfa | sha |
|--------------------|-------|-----|-----|----|----|-----|----|------|----|----|----|----|----|----|----|----|-------|----|----|-----|-----|-----|
| Eli DeRossi-Cytron | 5.40 | 0-0 | 1 | 1 | 0 | 0/0 | 0 | 5.0 | 4 | 3 | 3 | 1 | 1 | 2 | 0 | 1 | .211 | 0 | 2 | 0 | 0 | 0 |
| Lane Duff | 7.50 | 0-1 | 3 | 0 | 0 | 0/0 | 0 | 6.0 | 9 | 5 | 5 | 3 | 5 | 0 | 0 | 0 | .346 | 0 | 0 | 0 | 1 | 0 |
| Bradley Link | 12.00 | 0-1 | 3 | 2 | 0 | 0/0 | 0 | 6.0 | 7 | 8 | 8 | 9 | 11 | 0 | 0 | 0 | .292 | 0 | 1 | 0 | 0 | 0 |
| ----- | | | | | | | | | | | | | | | | | | | | | | |
| Dawson Newman | 0.00 | 0-0 | 2 | 0 | 0 | 0/0 | 0 | 4.0 | 2 | 1 | 0 | 4 | 4 | 1 | 0 | 0 | .133 | 0 | 0 | 0 | 0 | 0 |
| Jason Ban | 0.00 | 0-0 | 2 | 0 | 0 | 0/0 | 1 | 3.0 | 0 | 0 | 0 | 3 | 3 | 0 | 0 | 0 | .000 | 0 | 0 | 0 | 0 | 0 |
| Tristan Dietrich | 0.00 | 0-0 | 2 | 0 | 0 | 0/0 | 0 | 2.0 | 0 | 0 | 0 | 2 | 1 | 0 | 0 | 0 | .000 | 0 | 1 | 0 | 0 | 0 |
| Jett Bristow | 0.00 | 0-0 | 1 | 0 | 0 | 0/0 | 0 | 0.1 | 0 | 0 | 0 | 2 | 1 | 0 | 0 | 0 | .000 | 1 | 1 | 0 | 0 | 0 |
| Evan Alwine | 2.25 | 1-0 | 1 | 0 | 0 | 0/0 | 0 | 4.0 | 2 | 1 | 1 | 2 | 2 | 0 | 0 | 0 | .167 | 0 | 0 | 0 | 0 | 0 |
| Trevor Booton | 3.00 | 1-0 | 2 | 0 | 0 | 0/0 | 0 | 3.0 | 4 | 1 | 1 | 0 | 3 | 2 | 0 | 0 | .308 | 0 | 1 | 0 | 0 | 0 |
| Elijah Coston | 3.38 | 0-0 | 2 | 0 | 0 | 0/0 | 0 | 2.2 | 1 | 1 | 1 | 6 | 2 | 0 | 0 | 0 | .143 | 0 | 3 | 0 | 1 | 0 |
| JT Gibson | 3.38 | 0-0 | 1 | 1 | 0 | 0/0 | 0 | 2.2 | 2 | 1 | 1 | 1 | 4 | 1 | 0 | 0 | .222 | 0 | 0 | 0 | 0 | 0 |
| Alex Bingler | 6.75 | 0-1 | 2 | 0 | 0 | 0/0 | 0 | 4.0 | 4 | 4 | 3 | 2 | 7 | 1 | 0 | 0 | .235 | 0 | 0 | 0 | 0 | 0 |
| Addison Stockham | 11.57 | 0-0 | 3 | 0 | 0 | 0/0 | 0 | 4.2 | 4 | 6 | 6 | 8 | 7 | 0 | 0 | 1 | .222 | 0 | 0 | 0 | 0 | 0 |
| Tim Lawson | 13.50 | 0-0 | 2 | 2 | 0 | 0/0 | 0 | 3.1 | 4 | 5 | 5 | 2 | 4 | 1 | 0 | 0 | .308 | 0 | 2 | 0 | 1 | 0 |
| Riley Roarty | 16.20 | 0-1 | 3 | 0 | 0 | 0/0 | 0 | 3.1 | 8 | 11 | 6 | 7 | 1 | 0 | 0 | 0 | .444 | 2 | 2 | 0 | 0 | 0 |
| Raphael Schneider | 99.00 | 0-0 | 1 | 0 | 0 | 0/0 | 0 | 0.0 | 2 | 2 | 1 | 0 | 0 | 0 | 0 | 0 | .667 | 0 | 0 | 0 | 0 | 0 |
| Totals | 6.83 | 2-4 | 6 | 6 | 0 | 0/0 | 1 | 54.0 | 53 | 49 | 41 | 52 | 56 | 8 | 0 | 2 | .252 | 3 | 13 | 0 | 3 | 0 |
| Opponents | 5.94 | 4-2 | 6 | 6 | 0 | 0/0 | 2 | 53.0 | 53 | 39 | 35 | 46 | 43 | 11 | 1 | 3 | .262 | 6 | 10 | 1 | 2 | 2 |

PB - Team (8), J Cesari 4, K Costa 4, Opp (9). SBA/ATT - J Cesari (9-11), K Costa (6-9), B Link (4-4), L Duff (3-3), R Roarty (1-2), R Schneider (2-2), J Ban (1-2), E Alwine (1-2), A Stockham (1-1), T Dietrich (1-1), JT Gibson (0-1), D Newman (0-1), T Lawson (1-1).

2025 CHARLOTTESVILLE TOM SOX GAME NOTES



2025 Charlottesville Tom Sox Baseball Game Results for Charlottesville (as of Jun 08, 2025) (All games)



| Date | Opponent | Score | Inns | Overall | Division | Pitcher of record | Attend | Time |
|----------------|---------------|--------|------|---------|----------|-------------------|--------|------|
| * May 31, 2025 | HARRISONBURG | L 1-9 | 9 | 0-1-0 | 0-1-0 | B Link (L 0-1) | 471 | 2:51 |
| Jun 01, 2025 | WOODSTOCK | L 7-8 | 9 | 0-2-0 | 0-1-0 | A Bingler (L 0-1) | 235 | 2:59 |
| * Jun 03, 2025 | at Waynesboro | w 10-9 | 9 | 1-2-0 | 1-1-0 | T Booton (W 1-0) | 0 | 3:28 |
| Jun 04, 2025 | FRONT ROYAL | L 4-10 | 9 | 1-3-0 | 1-1-0 | R Roarty (L 0-1) | 156 | 3:36 |
| * Jun 05, 2025 | at Covington | L 0-0 | 1 | 1-4-0 | 1-2-0 | None | 0 | FORF |
| * Jun 06, 2025 | STAUNTON | w 8-2 | 9 | 2-4-0 | 2-2-0 | E Alwine (W 1-0) | 178 | 2:47 |
| * Jun 07, 2025 | WAYNESBORO | L 9-11 | 9 | 2-5-0 | 2-3-0 | L Duff (L 0-1) | 256 | 3:53 |

* = Division game

() extra inning game

2025 CHARLOTTESVILLE TOM SOX GAME NOTES



2025 Charlottesville Tom Sox Baseball Games Summary for Charlottesville (as of Jun 08, 2025) (All games)



| Score by innings | 1 | 2 | 3 | 4 | 5 | 6 | 7 | 8 | 9 | Total |
|------------------|---|----|---|---|---|---|----|----|---|-------|
| Charlottesville | 1 | 4 | 5 | 7 | 1 | 3 | 10 | 8 | 0 | 39 |
| Opponents | 4 | 10 | 4 | 3 | 7 | 1 | 6 | 11 | 3 | 49 |

Record when ...

| | | | |
|----------------------|-----|----------------------|-----|
| Overall | 2-5 | After 6 leading | 1-1 |
| Conference | 2-3 | trailing | 0-3 |
| Non-Conference | 0-2 | tied | 1-0 |
| Home games | 1-4 | After 7 leading | 1-2 |
| Away games | 1-1 | trailing | 1-1 |
| Neutral site | 0-0 | tied | 0-1 |
| Day games | 0-3 | After 8 leading | 2-1 |
| Night games | 2-2 | trailing | 0-3 |
| vs Left starter | 0-2 | tied | 0-0 |
| vs Right starter | 2-2 | | |
| 1-Run games | 1-1 | Hit 0 home runs | 2-3 |
| 2-Run games | 0-1 | ... 1 home run | 0-1 |
| 5+Run games | 1-2 | ... 2+ home runs | 0-1 |
| Extra innings | 0-0 | | |
| Shutouts | 0-1 | Opponent 0 home runs | 2-3 |
| | | 1 home run | 0-2 |
| Scoring 0-2 runs | 0-2 | 2+ HRs | 0-0 |
| 3-5 runs | 0-1 | | |
| 6-9 runs | 1-2 | Made 0 errors | 1-1 |
| 10+ runs | 1-0 | 1 error | 1-0 |
| | | 2+ errors | 0-4 |
| Opponent 0-2 runs | 1-1 | | |
| 3-5 runs | 0-0 | Opp. made 0 errors | 0-3 |
| 6-9 runs | 1-2 | 1 error | 1-2 |
| 10+ runs | 0-2 | 2+ errors | 1-0 |
| Scored in 1st inning | 0-1 | Out-hit opponent | 1-2 |
| Opp. scored in 1st | 0-2 | Out-hit by opponent | 0-2 |
| Scores first | 1-1 | Hits are tied | 1-1 |
| Opp. scores first | 1-3 | | |

Record when team scores:

| | | | | | | | | | | | |
|------|-----|-----|-----|-----|-----|-----|-----|-----|-----|-----|-----|
| Runs | 0 | 1 | 2 | 3 | 4 | 5 | 6 | 7 | 8 | 9 | 10+ |
| W-L | 0-1 | 0-1 | 0-0 | 0-0 | 0-1 | 0-0 | 0-0 | 0-1 | 1-0 | 0-1 | 1-0 |

Record when opponent scores:

| | | | | | | | | | | | |
|------|-----|-----|-----|-----|-----|-----|-----|-----|-----|-----|-----|
| Runs | 0 | 1 | 2 | 3 | 4 | 5 | 6 | 7 | 8 | 9 | 10+ |
| W-L | 0-1 | 0-0 | 1-0 | 0-0 | 0-0 | 0-0 | 0-0 | 0-0 | 0-1 | 1-1 | 0-2 |

Record when leading after:

| | | | | | | | | |
|------|-----|-----|-----|-----|-----|-----|-----|-----|
| Inn. | 1 | 2 | 3 | 4 | 5 | 6 | 7 | 8 |
| W-L | 0-1 | 0-1 | 1-1 | 0-1 | 0-1 | 1-1 | 1-2 | 2-1 |

Record when trailing after:

| | | | | | | | | |
|------|-----|-----|-----|-----|-----|-----|-----|-----|
| Inn. | 1 | 2 | 3 | 4 | 5 | 6 | 7 | 8 |
| W-L | 0-2 | 0-3 | 0-3 | 1-2 | 1-3 | 0-3 | 1-1 | 0-3 |

Record when tied after:

| | | | | | | | | |
|------|-----|-----|-----|-----|-----|-----|-----|-----|
| Inn. | 1 | 2 | 3 | 4 | 5 | 6 | 7 | 8 |
| W-L | 2-1 | 2-0 | 1-0 | 1-1 | 1-0 | 1-0 | 0-1 | 0-0 |

Current losing streak: 1
Longest winning streak: 1
Longest losing streak: 2

Home attendance : 1296 (5 dates avg = 259)
Away attendance : 0 (2 dates avg = 0)
Total attendance: 1296 (7 dates avg = 185)

2025 CHARLOTTESVILLE TOM SOX GAME NOTES

2025 Charlottesville Tom Sox Baseball Team Game-by-Game for Charlottesville (as of Jun 08, 2025) Batting (All games)

| Date | Opponent | ab | r | h | rbi | 2b | 3b | hr | tb | bb | ibb | sb | cs | hbp | sac | sf | gdp | k | po | a | e | lob | avg |
|---------|---------------|-----|----|----|-----|----|----|----|----|----|-----|----|----|-----|-----|----|-----|----|-----|----|----|-----|------|
| *May 31 | HARRISONBURG | 29 | 1 | 2 | 1 | 1 | 0 | 0 | 3 | 4 | 0 | 1 | 0 | 0 | 0 | 0 | 0 | 13 | 27 | 5 | 2 | 5 | .069 |
| Jun 01 | WOODSTOCK | 35 | 7 | 12 | 6 | 1 | 0 | 2 | 19 | 7 | 0 | 1 | 2 | 2 | 0 | 0 | 1 | 5 | 27 | 7 | 3 | 10 | .219 |
| *Jun 03 | at Waynesboro | 36 | 10 | 9 | 8 | 1 | 0 | 0 | 10 | 14 | 0 | 0 | 2 | 0 | 0 | 0 | 0 | 9 | 27 | 13 | 1 | 13 | .230 |
| Jun 04 | FRONT ROYAL | 35 | 4 | 10 | 4 | 0 | 0 | 0 | 10 | 7 | 0 | 1 | 0 | 2 | 1 | 1 | 0 | 5 | 27 | 9 | 2 | 15 | .244 |
| *Jun 05 | at Covington | 0 | 0 | 0 | 0 | 0 | 0 | 0 | 0 | 0 | 0 | 0 | 0 | 0 | 0 | 0 | 0 | 0 | 0 | 0 | 0 | 0 | .244 |
| *Jun 06 | STAUNTON | 33 | 8 | 9 | 7 | 5 | 1 | 0 | 16 | 3 | 0 | 2 | 1 | 3 | 0 | 0 | 0 | 6 | 27 | 7 | 0 | 7 | .250 |
| *Jun 07 | WAYNESBORO | 34 | 9 | 11 | 9 | 3 | 0 | 1 | 17 | 11 | 0 | 0 | 0 | 3 | 1 | 1 | 1 | 5 | 27 | 10 | 3 | 14 | .262 |
| Totals | | 202 | 39 | 53 | 35 | 11 | 1 | 3 | 75 | 46 | 0 | 5 | 5 | 10 | 2 | 2 | 2 | 43 | 162 | 51 | 11 | 64 | .262 |

2025 Charlottesville Tom Sox Baseball Team Game-by-Game for Charlottesville (as of Jun 08, 2025) Pitching (All games)

| Date | Opponent | ip | h | r | er | bb | so | 2b | 3b | hr | wp | bk | hbp | dp | ibb | score | w-l | sv | era |
|---------|---------------|------|----|----|----|----|----|----|----|----|----|----|-----|----|-----|-------|-----|----|------|
| *May 31 | HARRISONBURG | 9.0 | 12 | 9 | 8 | 9 | 12 | 0 | 0 | 1 | 1 | 0 | 2 | 0 | 0 | 1-9 | 0-1 | 0 | 8.00 |
| Jun 01 | WOODSTOCK | 9.0 | 7 | 8 | 6 | 9 | 6 | 3 | 0 | 1 | 0 | 0 | 3 | 1 | 0 | 7-8 | 0-2 | 0 | 7.00 |
| *Jun 03 | at Waynesboro | 9.0 | 9 | 9 | 9 | 7 | 7 | 3 | 0 | 0 | 0 | 0 | 1 | 0 | 0 | 10-9 | 1-2 | 1 | 7.67 |
| Jun 04 | FRONT ROYAL | 9.0 | 6 | 10 | 9 | 14 | 12 | 1 | 0 | 0 | 1 | 0 | 3 | 1 | 0 | 4-10 | 1-3 | 1 | 8.00 |
| *Jun 05 | at Covington | 0.0 | 0 | 0 | 0 | 0 | 0 | 0 | 0 | 0 | 0 | 0 | 0 | 0 | 0 | 0-0 | 1-3 | 1 | 8.00 |
| *Jun 06 | STAUNTON | 9.0 | 5 | 2 | 2 | 6 | 9 | 0 | 0 | 0 | 0 | 0 | 2 | 2 | 0 | 8-2 | 2-3 | 1 | 6.80 |
| *Jun 07 | WAYNESBORO | 9.0 | 14 | 11 | 7 | 7 | 10 | 1 | 0 | 0 | 1 | 0 | 2 | 0 | 0 | 9-11 | 2-4 | 1 | 6.83 |
| Totals | | 54.0 | 53 | 49 | 41 | 52 | 56 | 8 | 0 | 2 | 3 | 0 | 13 | 4 | 0 | 39-49 | 2-4 | 1 | 6.83 |

2025 CHARLOTTESVILLE TOM SOX GAME NOTES



2025 Charlottesville Tom Sox Baseball Miscellaneous Stats for Charlottesville (as of Jun 08, 2025) (All games)



STARTERS SUMMARY

| Player | GS | Position | | | | | | | | | | | Batting Order | | | | | | | | |
|--------------------|----|----------|---|----|----|----|----|----|----|----|----|----|---------------|-----|-----|-----|-----|-----|-----|-----|-----|
| | | p | c | 1b | 2b | 3b | ss | lf | cf | rf | of | dh | 1st | 2nd | 3rd | 4th | 5th | 6th | 7th | 8th | 9th |
| Patrick Niehus | 6 | . | . | 3 | . | 2 | . | . | . | . | . | 1 | . | . | . | 6 | . | . | . | . | . |
| Kyle Langley | 5 | . | . | . | . | . | . | . | 5 | . | . | . | 5 | . | . | . | . | . | . | . | . |
| Jackson Sirois | 5 | . | . | . | 2 | . | 2 | . | . | . | . | 1 | . | 1 | 3 | . | 1 | . | . | . | . |
| Hudson Lutterman | 5 | . | . | . | 3 | 1 | . | 1 | . | . | . | . | 1 | 2 | . | . | 2 | . | . | . | . |
| Adonys Velez | 5 | . | . | . | 1 | . | 4 | . | . | . | . | . | . | 3 | 1 | . | . | 1 | . | . | . |
| Tanner Schaedel | 5 | . | . | 3 | . | . | . | . | . | 1 | . | 1 | . | . | . | . | 1 | 3 | 1 | . | . |
| Braden Weaver | 3 | . | . | . | . | . | . | 1 | 1 | 1 | . | . | . | . | . | . | . | . | 1 | 2 | . |
| Gian De Castro | 3 | . | . | . | . | 3 | . | . | . | . | . | . | . | . | 1 | . | . | 1 | 1 | . | . |
| Jett Bristow | 3 | . | . | . | . | . | . | . | . | 3 | . | . | . | . | . | . | 1 | . | 2 | . | . |
| Elijah Coston | 3 | . | . | . | . | . | . | 2 | . | . | . | 1 | . | . | . | . | . | . | . | 2 | 1 |
| Jesus Cesari | 3 | . | 3 | . | . | . | . | . | . | . | . | . | . | . | . | . | . | . | . | 1 | 2 |
| Kaegan Costa | 3 | . | 3 | . | . | . | . | . | . | . | . | . | . | . | . | . | . | . | . | . | 3 |
| Tim Lawson | 2 | 2 | . | . | . | . | . | . | . | . | . | . | . | . | . | . | . | . | . | . | . |
| Bradley Link | 2 | 2 | . | . | . | . | . | . | . | . | . | . | . | . | . | . | . | . | . | . | . |
| Andrew Mannelly | 2 | . | . | . | . | . | . | 1 | . | . | . | 1 | . | . | . | . | 1 | . | 1 | . | . |
| James Nunnallee | 1 | . | . | . | . | . | . | . | . | 1 | . | . | . | . | 1 | . | . | . | . | . | . |
| Walker Buchanan | 1 | . | . | . | . | . | . | . | . | . | . | 1 | . | . | . | . | . | 1 | . | . | . |
| Eli DeRossi-Cytron | 1 | 1 | . | . | . | . | . | . | . | . | . | . | . | . | . | . | . | . | . | . | . |
| JD Wolff | 1 | . | . | . | . | . | . | 1 | . | . | . | . | . | . | . | . | . | . | . | 1 | . |
| JT Gibson | 1 | 1 | . | . | . | . | . | . | . | . | . | . | . | . | . | . | . | . | . | . | . |

2025 CHARLOTTESVILLE TOM SOX GAME NOTES

PHOTO ROSTER

| | | | | | |
|---|---|---|--|---|---|
|  |  |  |  |  |  |
| 36 Evan Alwine RHP Florida International | 37 Jason Ban LHP Davidson | 20 Alex Bingler LHP James Madison | 35 Trevor Booton RHP Auburn | 21 Jett Bristow OF/RHP Virginia | 39 Walker Buchanan OF/INF Virginia |
|  |  |  |  |  |  |
| 1 Jesus Cesari UTL SE Arkansas College | 6 Kaegan Costa C Paul D Camp CC | 24 Elijah Coston OF/LHP VCU | 46 Luke Craytor RHP Virginia Tech | 44 Gian De Castro UTL Arizona State | 23 Eli DeRossi-Cytron RHP Mount St. Mary's |
|  |  |  |  |  |  |
| 27 Tristan Dietrich LHP Florida International | 22 Lane Duff LHP James Madison | 33 Brandon Eldridge RHP Florida Southwestern | 42 JT Gibson LHP Kennesaw State | 14 Kyle Langley OF James Madison | 25 Tim Lawson RHP North Carolina |
|  |  |  |  |  |  |
| 11 Bradley Link RHP Pensacola State College | 19 Hudson Lutterman INF Virginia Tech | 40 Andrew Mannelly OF Wofford | 32 Dawson Newman LHP Coastal Carolina | 10 Patrick Niehus INF Gardner-Webb | 2 James Nunnallee OF Virginia |
|  |  |  |  |  |  |
| 12 Riley Roarty RHP VCU | 15 Tanner Schaedel UTL Old Dominion | 18 Jackson Sirosi INF Virginia | 45 Addison Stockham LHP Eastern Kentucky | 3 Adonys Velez INF Florida International | 26 Braden Weaver OF Liberty |
|  | | | | | |
| 4 JD Wolff UTL Air Force | | | | | |
|  |  |  |  |  |  |
| 29 Randy Tomlin Head Coach | 41 Thomas Abell Assistant Coach | 17 Jim Darin Assistant Coach | 34 Joey Davis Assistant Coach | 50 Chris Glaize Assistant Coach | 28 Coy Tomlin Assistant Coach |